



കേരള സർക്കാർ

www.health.kerala.gov.in

**COVID-19 OUTBREAK CONTROL AND PREVENTION STATE CELL
HEALTH&FAMILY WELFARE DEPARTMENT
Govt of Kerala**

controlroomdhskerala@gmail.com

www.dhs.kerala.gov.in

Kerala HEALTH-COVID-19 DAILY VACCINATION BULLETIN

Date: 17/08/2022

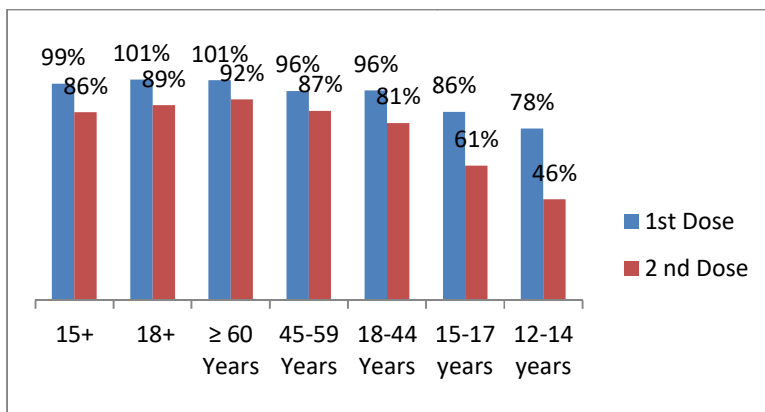
**OUR HEALTH OUR RESPONSIBILITY
VACCINE ADVISORY**

- *People who are vaccinated with Covid Vaccine are reported to have reduced Covid related ICU admissions, serious disease and death.*
- *Early vaccination is useful to safeguard our life from this deadly disease.*
- *Vaccination sessions are planned as per the availability of vaccine. All are requested to cooperate.*
- *After receiving the first dose, second dose of Covishield vaccine is to be taken between 12–16weeks and second dose of Covaxin between 4-6 weeks.*
- *Covid vaccination is currently available to all above 12years. Children in 12-14 age group will get Corbevax and Children in 15-18 age group will get Covaxin.*
- *All person above 18 years will get precaution dose after 9 months or 39 weeks from the second dose. Health Staffs, Frontline workers and people above 60 years will get precaution dose free of cost from government CVC and others will get precaution dose from private CVC at the rate fixed by the Government . The Same vaccine administered as first and second dose is to be taken as precaution dose. People above 60 years with co-morbidities should take medical advice before receiving precaution dose.*
- *Vaccination is available free of cost in all Government covid vaccination centers, and at a nominal rate (as per the Gol order F.No.2079203/2021/Immunization) in selected private Hospitals.*
- **ENSURE ALL YOUR ELIGIBLE FAMILY MEMBERS ARE PROTECTED BY RECEIVING ANY OF THE AVAILABLE COVID VACCINE.**
- **“COVAXIN, COVISHIELD AND CORBEVAX ARE EQUALLY EFFECTIVE AND SAFE”**
- **“BE FULLY PROTECTED – GET THE SECOND DOSE AND PRECAUTION DOSE AT YOUR SCHEDULED TIME”**

ANALYSIS

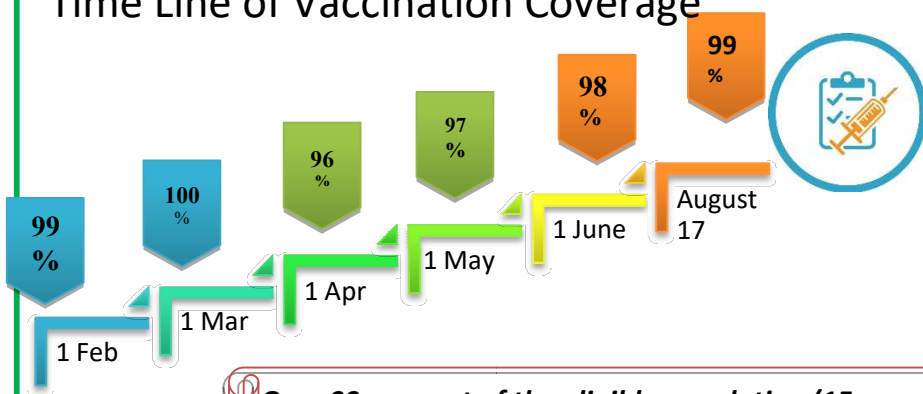
COVID-19 mass vaccinations are showing signs of preventing illness and steep decline in cases and hospital admissions in countries which done vaccination. Kerala started its vaccination for health care workers from January 16, 2021. The COVID-19 Vaccines Operational Guidelines issued by the Ministry of Health and Family Welfare, Govt. of India, 28th December 2020 and all subsequent Guidelines issued by Ministry of Health and Family Welfare, Govt of India are followed at the sites and all vaccination lanes

Summary of COVID Vaccine Administered as on 17/08/2022 midnight



- 99%** of eligible population vaccinated with a single dose till August 17
- 86%** of eligible population vaccinated with double dose till August 17
- State has vaccinated about **86%** of children aged 15 - 17 years with a single dose

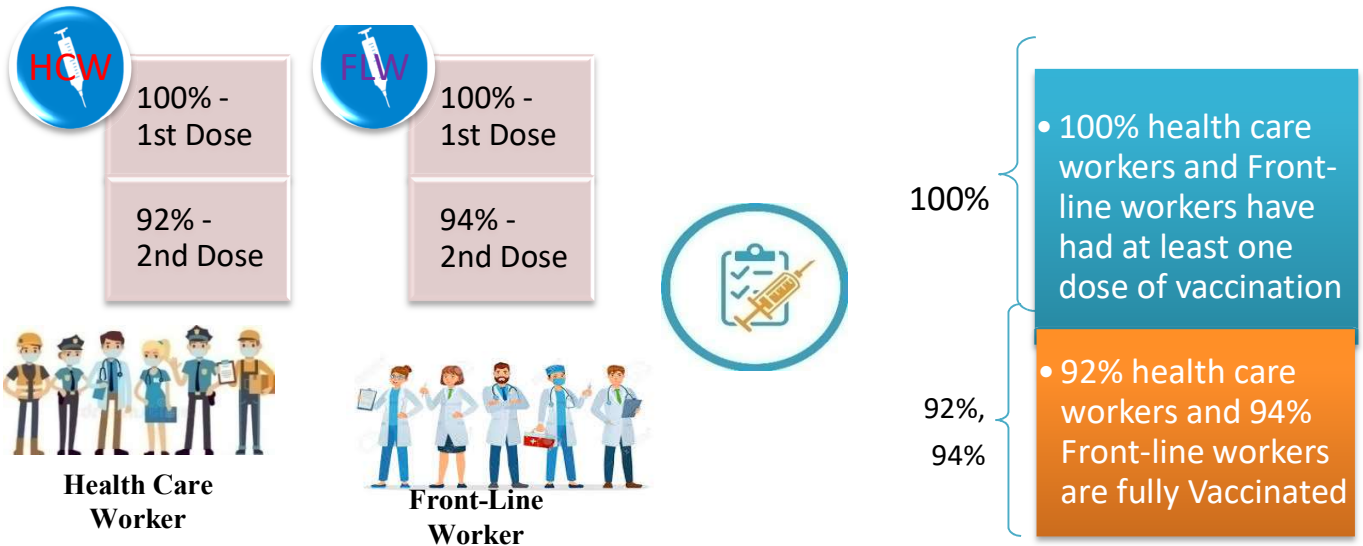
Time Line of Vaccination Coverage



Kerala began administration of COVID 19 Vaccines on 16th January, 2021. As of 17th August 2022, Kerala has administered over 55 million doses overall, including first and second doses of vaccines.


Over 99 per cent of the eligible population (15 + years) in Kerala has been administered the first dose of the Covid-19 vaccine. The state has achieved the target within 510 days since the beginning of the vaccination drive on January 16, 2021

Health Care Workers & Front-line Workers Vaccinated



Are You Vaccinated? You Still Need to Practice: SMS

- Even after vaccination, follow COVID appropriate behavior
- Practice Social Distancing and greet without physical contact
- Always wear clean face mask
- Wash your hands thoroughly and frequently or use hand sanitizer
- Follow the current COVID 19 guidelines to prevent further spread
- Stay Safe. Stay Strong. Get Vaccinated



Even After Getting Vaccinated Keep Taking Precautions to Protect Your Self



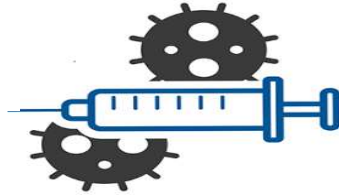
The Race Towards Full Vaccination - Weekly Trend

30th July – 5th Aug, 2022

Kerala Administered over

1.87 Lakh

COVID Vaccine Doses during 30th July to 5th Aug, 2022



From 30th July to 5th Aug, 2022 on average

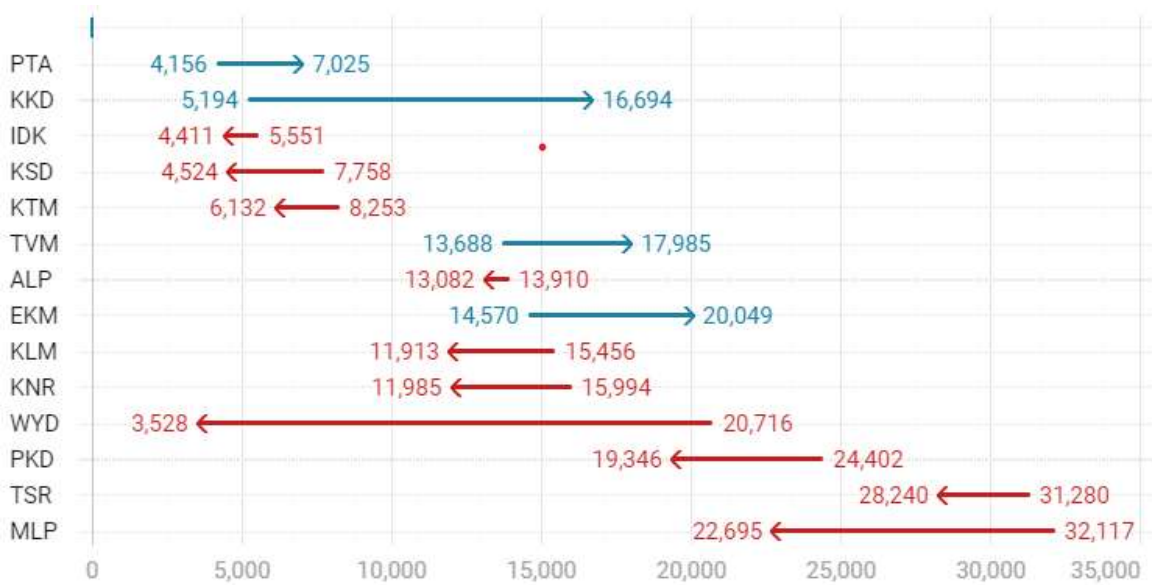
0.27 lakh

doses were administered daily.

Average Doses Administered Per day per week (in 1000)



Trend in average per day vaccination (in 1000) for the last two weeks

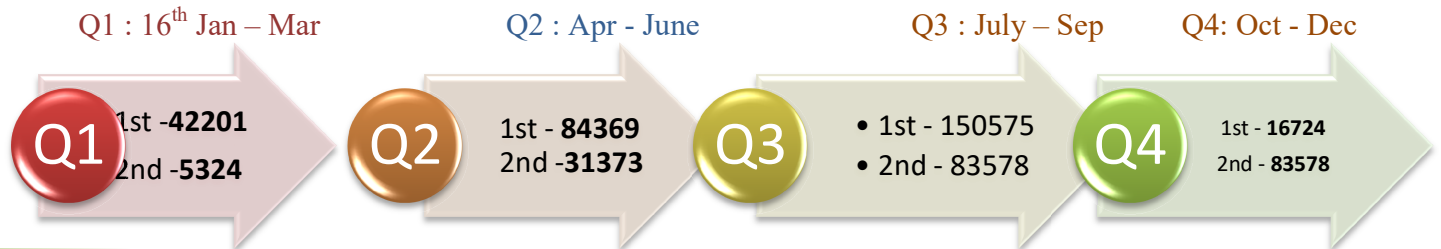


Race Against Time – Vaccination Quarterly Status

(Q1:16th Jan-Mar, Q2: Apr-June, Q3: July-Sep, Q4: Oct-Dec)

Daily Average Doses Administered per Quarter

In the first Quarter, only 42201 first doses and 5324 second doses were administered daily on average. During the second, third and fourth quarters, the daily vaccination of the first and second doses increased significantly.



Vaccination Achievement per Quarter

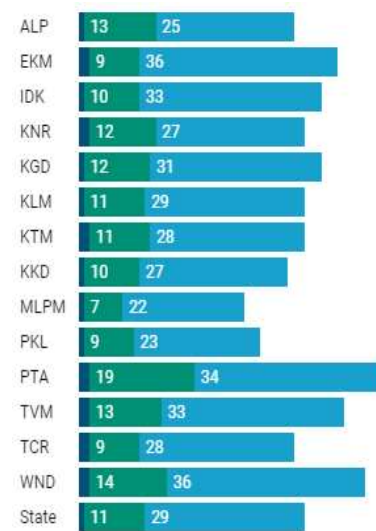
In the third quarter of the immunization drive, 52% of the eligible population (18 + age) in Kerala were given the first dose and 29% the second dose.

■ Q1 ■ Q2 ■ Q3

First Dose

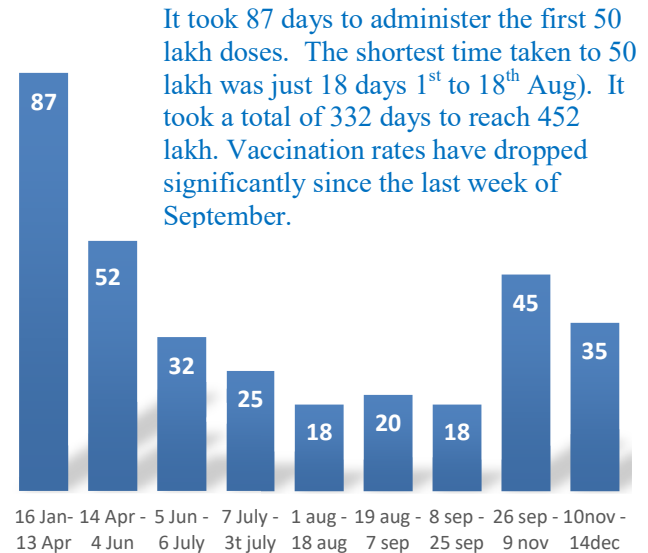


Second Dose



Dose Progression

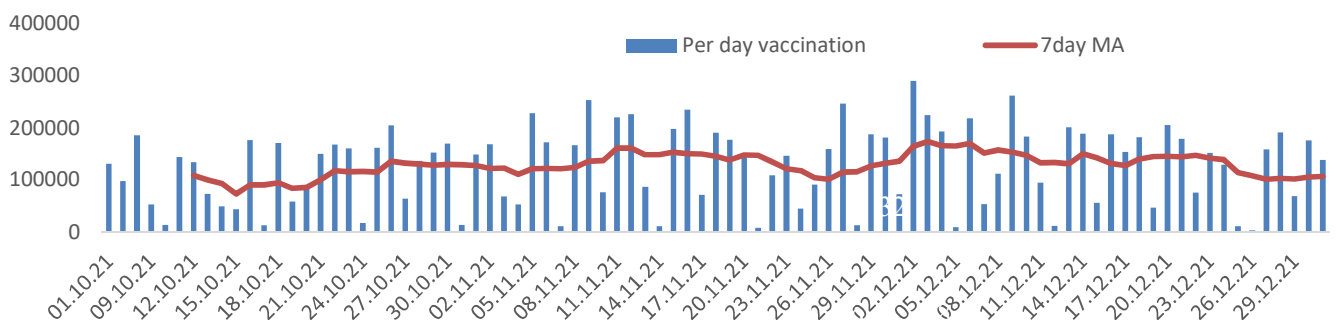
The chart shows the days taken for total COVID-19 Vaccination doses (both first and second) in Kerala to cross every 50 lakh dose mark



It took 87 days to administer the first 50 lakh doses. The shortest time taken to 50 lakh was just 18 days 1st to 18th Aug). It took a total of 332 days to reach 452 lakh. Vaccination rates have dropped significantly since the last week of September.

Vaccine Administered per Day and 7 days Moving Average in Last Quarter (Oct -Dec)

The seven-day moving average of daily doses in the last quarter showed a peak on December 2nd and continued to fluctuate thereafter



Important Message to the Public

- a. *Infection or infection rate is only a part and disease manifestation of disease is to be monitored*
- b. *Fatality among vaccinated people is very less. Disease severity among vaccinated people is less.*
- c. *People with comorbidity should be careful. Once detected covid positive they should get admitted and do not stay at home.*
- d. *Death in covid positive cases are among unvaccinated people, especially having comorbidities like Diabetes and Hypertension*
- e. *Late arrival to hospitals is one of the reason for Death among people with comorbidities*
- f. *Vaccinated people, only if symptomatic are advised to consult Doctor.*
- g. *Non Vaccinated people, if symptomatic, may do RTPCR test*
- h. *Antigen testing is only for emergency purpose*
- i. *Non vaccinated people with co-morbidities to do testing by RTPCR and consult doctor*
- j. *Repeat RTPCR is not needed among the people who are detected COVID positive in the previous 2 months*
- k. *All young person detected positive and at home isolation should do glucose test*

TABLE1.Total Vaccination done in the State as on 17/08/2022 midnight

State Summary (15+ years)-Total doses administered till 18/08/2022 at 12 AM								
District	Target	First Dose	Percent age	Second Dose	Percentage*	Precaution Dose	Percentage	Total doses administered
Alappuzha	1829568	1738787	95%	1626310	89%	244807	17%	36,09,904
Ernakulam	3217878	3312449	104%	2841201	89%	337399	13%	64,91,049
Idukki	950762	961779	101%	811868	85%	70098	9%	18,43,745
Kannur	2100307	2172125	103%	1925787	92%	192355	11%	42,90,267
Kasaragod	1092141	1058758	97%	888462	81%	60688	8%	20,07,908
Kollam	2268371	2230708	98%	1945260	86%	215815	12%	43,91,783
Kottayam	1704500	1679872	99%	1489300	87%	185235	14%	33,54,407
Kozhikode	2746273	2700925	98%	2240748	82%	188388	9%	51,30,061
Malappuram	3386535	3459832	102%	2703641	80%	168528	7%	63,32,001
Palakkad	2349082	2342212	100%	2033156	87%	225948	12%	46,01,316
Pathanamthitta	1118564	1157383	103%	991868	89%	170200	19%	23,19,451
Thiruvananthapuram	2914006	2897713	99%	2525933	87%	318024	14%	57,41,670
Thrissur	2767777	2648914	96%	2472765	89%	396396	18%	55,18,075
Wayanad	716933	750676	105%	652321	91%	53132	9%	14,56,129
Grand Total	29,162,697	2,91,12,133	99%	2,51,48,620	86%	28,27,013	12%	5,70,87,766

TABLE2.Covid-19 Vaccination Center Functional in the State as on 17/08/2022 midnight(18/08/2022 12AM)

DISTRICTS	12+	15+	18+	Total
Alappuzha	0	0	1	1
Ernakulam	0	2	18	20
Idukki	1	2	5	8
Kannur	0	0	15	15
Kasaragod	0	0	18	18
Kollam	0	2	6	8
Kottayam	0	1	6	7
Kozhikode	0	0	10	10
Malappuram	2	2	8	12
Palakkad	1	1	16	18
Pathanamthitta	0	0	5	5
Thiruvananthapuram	0	1	9	10
Thrissur	0	1	23	24
Wayanad	0	2	4	6
GrandTotal	4	14	144	162

TABLE3. Health Care Workers Coverage as on 17/08/2022 midnight

<i>DISTRICT</i>	<i>1st DOSE</i>	<i>2nd Dose</i>	<i>% fully vaccinated</i>	<i>Precaution dose</i>	<i>Precaution dose (%) *</i>
Alappuzha	29023	27258	94%	15112	56%
Ernakulam	85572	75887	89%	34397	46%
Idukki	13556	13026	96%	6707	52%
Kannur	40390	37573	93%	19875	53%
Kasaragod	11611	10826	93%	5218	48%
Kollam	36043	33845	94%	16764	50%
Kottayam	38708	36345	94%	18528	51%
Kozhikode	52736	47983	91%	20032	42%
Malappuram	44835	42028	94%	19837	47%
Palakkad	34677	32046	92%	17015	53%
Pathanamthitta	29338	25115	86%	13125	52%
Thiruvananthapuram	73435	66455	90%	30081	45%
Thrissur	51910	49227	95%	29124	59%
Wayanad	13980	13300	95%	7072	53%
Grand Total	555814	510914	92%	252887	50%

1st Dose coverage for HCW is 100%

*Proportion of beneficiaries who are eligible (completed 9 months after 2nd dose)

TABLE4. Frontline workers Coverage as on 17/08/2022 midnight

<i>DISTRICT</i>	<i>1st dose</i>	<i>2nd Dose</i>	<i>% fully vaccinated</i>	<i>Precaution dose</i>	<i>Precaution dose(%) *</i>
Alappuzha	39133	36777	94%	14953	41%
Ernakulam	54937	50384	92%	20248	40%
Idukki	22997	21368	93%	6478	30%
Kannur	41386	39988	97%	14282	36%
Kasaragod	24615	22505	91%	6862	31%
Kollam	42237	38884	92%	12066	31%
Kottayam	32142	30619	95%	12266	40%
Kozhikode	55275	52589	95%	11046	21%
Malappuram	53922	51318	95%	15746	31%
Palakkad	48097	45580	95%	18936	42%
Pathanamthitta	25252	22558	89%	8080	36%
Thiruvananthapuram	73014	67692	93%	26637	39%
Thrissur	41911	40762	97%	20982	52%
Wayanad	17022	16102	95%	4655	29%
Grand Total	571940	537126	94%	193237	36%

1st Dose coverage for FLW is 100%

*Proportion of beneficiaries who are eligible (completed 9 months after 2nd dose)

TABLE5.Age-Appropriate Group (45-59 Years) Coverage as on 17/08/2022 midnight

Table 5: Age appropriate group (45-59 years) coverage							
45-59 years Coverage as on			18/08/2022	at 12 AM			
District	Target	1st Dose Coverage	Percentage	2nd Dose Coverage	Percentage fully vaccinated	Precaution dose	%
Alappuzha	535436	439186	82%	417091	78%	31619	8%
Ernakulam	809349	784046	97%	704675	87%	37163	5%
Idukki	237564	247048	104%	219579	92%	8815	4%
Kannur	527295	516104	98%	481352	91%	20738	4%
Kasaragod	253027	252368	100%	224500	89%	5678	3%
Kollam	541201	560357	104%	503961	93%	26237	5%
Kottayam	478470	414338	87%	375832	79%	16465	4%
Kozhikode	658949	655597	99%	583368	89%	22517	4%
Malappuram	733338	723450	99%	631539	86%	22892	4%
Palakkad	614226	547438	89%	501577	82%	32461	7%
Pathanamthitta	264372	281977	107%	252219	95%	16040	6%
Thiruvananthapuram	735836	682020	93%	615085	84%	35783	6%
Thrissur	689418	664366	96%	627472	91%	66803	11%
Wayanad	170537	177178	104%	164414	96%	5591	3%
Grand Total	7249018	69,45,473	96%	63,02,664	87%	348802	6%

TABLE6.Age-Appropriate Group (≥60 Years) Coverage as on 17/08/2022midnight

Table 6: Age appropriate group (≥ 60 years) coverage							
≥ 60 years Coverage as on			18/08/2022	at 12 AM			
District	Target	1st Dose Coverage	Percentage	2nd Dose Coverage	Percentage fully vaccinated	Precaution dose	%
Alappuzha	424565	429237	101%	401651	95%	156753	40%
Ernakulam	673885	676678	100%	622316	92%	202435	33%
Idukki	193981	194635	100%	173464	89%	39511	23%
Kannur	438602	444621	101%	413300	94%	120546	29%
Kasaragod	182460	181754	100%	160566	88%	37384	23%
Kollam	497558	499718	100%	456135	92%	138327	31%
Kottayam	418008	419895	100%	385100	92%	123388	32%
Kozhikode	526896	529445	100%	480938	91%	116104	24%
Malappuram	477642	488312	102%	435710	91%	89551	21%
Palakkad	437708	439935	101%	402936	92%	129382	33%
Pathanamthitta	311297	312418	100%	281198	90%	119805	43%
Thiruvananthapuram	630465	633290	100%	572532	91%	188547	33%
Thrissur	581781	588462	101%	559443	96%	222119	40%
Wayanad	128009	128338	100%	114595	90%	31185	27%
Grand Total	5922857	59,66,738	101%	54,59,884	92%	17,15,037	32%

TABLE 6. Age-Appropriate Group (18-44 Years) Coverage as on 17/08/2022 midnight

18-44 years Coverage as on 18/08/2022 at 12 AM							
District	Target	First Dose					
		1st Dose Coverage	Percentage	2nd Dose Coverage	Percentage fully vaccinated	Precaution dose	%
Alappuzha	744178	670823	90%	637711	86%	26370	4%
Ernakulam	1470864	1513418	103%	1243737	85%	43156	4%
Idukki	437537	420078	96%	336849	77%	8587	3%
Kannur	947964	966852	102%	838048	88%	16914	2%
Kasaragod	556876	502561	90%	413731	74%	5546	1%
Kollam	1054752	934160	89%	800513	76%	22421	3%
Kottayam	665544	656655	99%	573465	86%	14588	3%
Kozhikode	1313678	1225213	93%	979959	75%	18689	2%
Malappuram	1777378	1834438	103%	1406897	79%	20502	2%
Palakkad	1088327	1088026	100%	925574	85%	28154	3%
Pathanamthitta	460819	443967	96%	360316	78%	13150	4%
Thiruvananthapuram	1309099	1250876	96%	1073036	82%	36976	4%
Thrissur	1274465	1099687	86%	1036968	81%	57368	6%
Wayanad	361152	354957	98%	303897	84%	4629	2%
Grand Total	13462633	1,29,61,711	96%	1,09,30,701	81%	317050	3%
*Among those who have taken first dose							

TABLE 7. Age-Appropriate Group (15-17 Years) Coverage as on 17/08/2022 midnight

15-17 years Coverage as on 18/08/2022 at 12 AM					
District	Target	1st Dose Coverage	Percentage	2nd Dose Coverage	Percentage fully vaccinated
Alappuzha	80832	80169	99%	67125	83%
Ernakulam	140530	120872	86%	94503	67%
Idukki	51339	39094	76%	31498	61%
Kannur	97722	102900	105%	77294	79%
Kasaragod	60496	52994	88%	36872	61%
Kollam	105234	100042	95%	75615	72%
Kottayam	85400	72125	84%	56667	66%
Kozhikode	143028	115738	81%	66946	47%
Malappuram	241212	195179	81%	98294	41%
Palakkad	132742	119742	90%	90255	68%
Pathanamthitta	48854	40820	84%	33201	68%
Thiruvananthapuram	145238	114534	79%	82565	57%
Thrissur	123540	126316	102%	101426	82%
Wayanad	29245	37318	128%	26764	92%
Grand Total	15,34,000	13,17,843	86%	9,39,025	61%

Table 8: Age appropriate group (12-14 years) Coverage as on 17/08/2022 midnight

12-14 years Coverage as on 18/08/2022 at 12 AM					
District	Target	1st Dose Coverage	Percentage	2nd Dose Coverage	Percentage fully vaccinated
Alappuzha	43284	51216	118%	38697	89%
Ernakulam	90244	76926	85%	49699	55%
Idukki	29672	24371	82%	16084	54%
Kannur	89079	59872	67%	38232	43%
Kasaragod	39968	32855	82%	19462	49%
Kollam	69984	58151	83%	36307	52%
Kottayam	55571	46009	83%	31272	56%
Kozhikode	103644	66921	65%	28965	28%
Malappuram	159652	119696	75%	37855	24%
Palakkad	75249	64297	85%	35188	47%
Pathanamthitta	33203	23611	71%	17261	52%
Thiruvananthapuram	93804	70544	75%	48568	52%
Thrissur	99789	76262	76%	57467	58%
Wayanad	27857	21883	79%	13249	48%
Grand Total	10,11,000	7,92,614	78%	4,68,306	46%

TABLE9.State Summary (18+) as on 17/08/2022 midnight

State Summary (18+) 18/08/2022 at 12 AM							
District	Target	First Dose	Percentage	Second Dose	Percentage*	Precaution Dose	Percentage
Alappuzha	1704179	1607402	94%	1520488	89%	244807	17%
Ernakulam	2954098	3114651	105%	2696999	91%	337399	13%
Idukki	869082	898314	103%	764286	88%	70098	9%
Kannur	1913861	2009353	105%	1810261	95%	192355	11%
Kasaragod	992363	972909	98%	832128	84%	60688	8%
Kollam	2093511	2072515	99%	1833338	88%	215815	12%
Kottayam	1562022	1561738	100%	1401361	90%	185235	14%
Kozhikode	2499523	2518266	101%	2144837	86%	188388	9%
Malappuram	2988358	3144957	105%	2567492	86%	168528	7%
Palakkad	2140261	2158173	101%	1907713	89%	225948	12%
Pathanamthitta	1036488	1092952	105%	941406	91%	170200	19%
Thiruvananthapuram	2675400	2712635	101%	2394800	90%	318024	14%
Thrissur	2545664	2446336	96%	2313872	91%	396396	18%
Wayanad	659698	691475	105%	612308	93%	53132	9%
Grand Total	2,66,34,508	2,70,01,676	101%	2,37,41,289	89%	2827013	12%

*Revised target population(> 18 years) as per MOHFW is 2.67 crores

*As per letter from Additional Secretary MOHFW- D O No 2317579/2021/Imm dated 15/09/2021

TABLE 10. Achievement for the day 17/08/2022 midnight

Daily achievement		17/08/2022		
District	First Dose	Second Dose	Precaution dose	Total Doses Administered
Alappuzha	4	10	155	169
Ernakulam	18	50	415	483
Idukki	5	10	38	53
Kannur	137	48	142	327
Kasaragod	31	104	50	185
Kollam	8	12	250	270
Kottayam	3	6	84	93
Kozhikode	5	13	84	102
Malappuram	48	140	370	558
Palakkad	85	196	1030	1311
Pathanamthitta	4	7	65	76
Thiruvananthapuram	2	18	115	135
Thrissur	2	8	51	61
Wayanad	39	51	72	162
Grand Total	391	673	2921	3985

** Vaccine stock details couldn't be downloaded from e-VIN portal as the portal is down.

TABLE11.COVID Vaccination related sites

support@cowin.gov.in https://www.cowin.gov.in/home https://dashboard.kerala.gov.in/ https://dhs.kerala.gov.in/https://aogyakeralam.gov.in/https://sha.kerala.gov.in/

TABLE10.COVID Vaccination related Helpline numbers

National/State/District	Line1	Line2	Line3
National Helpline	1075	+91 1123978046	0120 4473222
Disha	1056	04712552056	
StateCallCenter	04712309251	04712309252	04712309255
Thiruvananthapuram	9188610100	1077	
Kollam	04742797609	8589015556	
Pathanamthitta	04682222515	04682228220	
Alappuzha	04772239999		
Kottayam	04812565200	04812304800	04812581900
Idukki	18004255640	04862232220	04862233118
Ernakulam	9072303861		
Thrissur	9400066921	9400066922	9400066923
Palakkad	04912505264	04912505189	8943341439
Malappuram	04832733253	04832737858	04832733252
Kozhikode	7594001442		
Wayanad	04936202343	04936202375	9072510900
Kannur	04972700194		
Kasargod	9061076590	9061079244	9061078026