



കേരള സർക്കാർ

www.health.kerala.gov.in

**COVID-19 OUTBREAK CONTROL AND PREVENTION STATE CELL
HEALTH&FAMILY WELFARE DEPARTMENT
Govt of Kerala**

controlroomdhskerala@gmail.com

www.dhs.kerala.gov.in

Kerala HEALTH-COVID-19 DAILY VACCINATION BULLETIN

Date: 18/08/2022

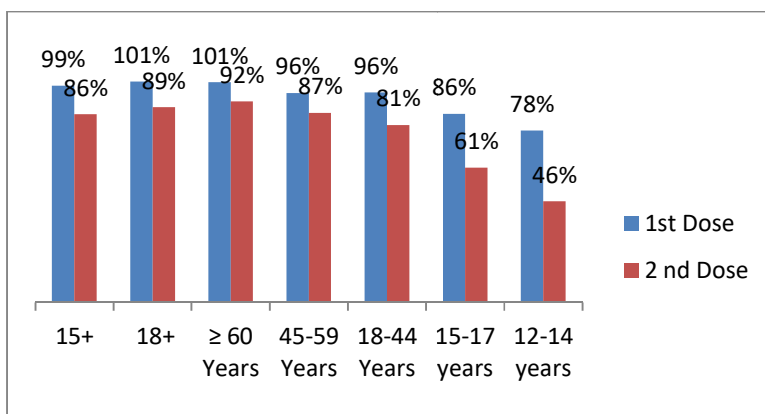
**OUR HEALTH OUR RESPONSIBILITY
VACCINE ADVISORY**

- *People who are vaccinated with Covid Vaccine are reported to have reduced Covid related ICU admissions, serious disease and death.*
- *Early vaccination is useful to safeguard our life from this deadly disease.*
- *Vaccination sessions are planned as per the availability of vaccine. All are requested to cooperate.*
- *After receiving the first dose, second dose of Covishield vaccine is to be taken between 12–16weeks and second dose of Covaxin between 4-6 weeks.*
- *Covid vaccination is currently available to all above 12years. Children in 12-14 age group will get Corbevax and Children in 15-18 age group will get Covaxin.*
- *All person above 18 years will get precaution dose after 9 months or 39 weeks from the second dose. Health Staffs, Frontline workers and people above 60 years will get precaution dose free of cost from government CVC and others will get precaution dose from private CVC at the rate fixed by the Government . The Same vaccine administered as first and second dose is to be taken as precaution dose. People above 60 years with co-morbidities should take medical advice before receiving precaution dose.*
- *Vaccination is available free of cost in all Government covid vaccination centers, and at a nominal rate (as per the Gol order F.No.2079203/2021/Immunization) in selected private Hospitals.*
- **ENSURE ALL YOUR ELIGIBLE FAMILY MEMBERS ARE PROTECTED BY RECEIVING ANY OF THE AVAILABLE COVID VACCINE.**
- **“COVAXIN, COVISHIELD AND CORBEVAX ARE EQUALLY EFFECTIVE AND SAFE”**
- **“BE FULLY PROTECTED – GET THE SECOND DOSE AND PRECAUTION DOSE AT YOUR SCHEDULED TIME”**

ANALYSIS

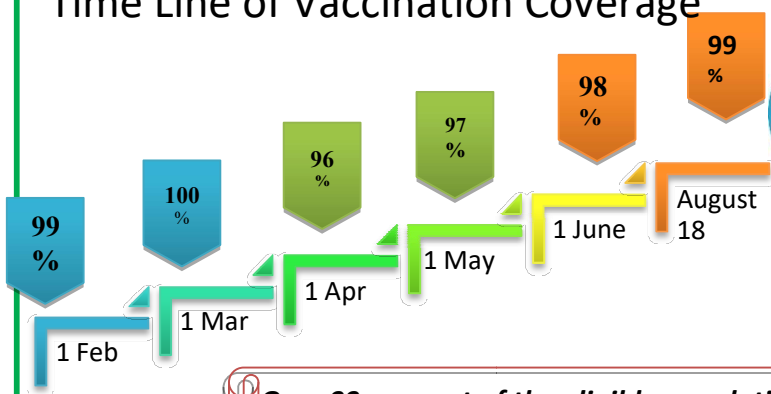
COVID-19 mass vaccinations are showing signs of preventing illness and steep decline in cases and hospital admissions in countries which done vaccination. Kerala started its vaccination for health care workers from January 16, 2021. The COVID-19 Vaccines Operational Guidelines issued by the Ministry of Health and Family Welfare, Govt. of India, 28th December 2020 and all subsequent Guidelines issued by Ministry of Health and Family Welfare, Govt of India are followed at the sites and all vaccination lanes

Summary of COVID Vaccine Administered as on 18/08/2022 midnight



- 99%** of eligible population vaccinated with a single dose till August 18
- 86%** of eligible population vaccinated with double dose till August 18
- State has vaccinated about **86%** of children aged 15 - 17 years with a single dose

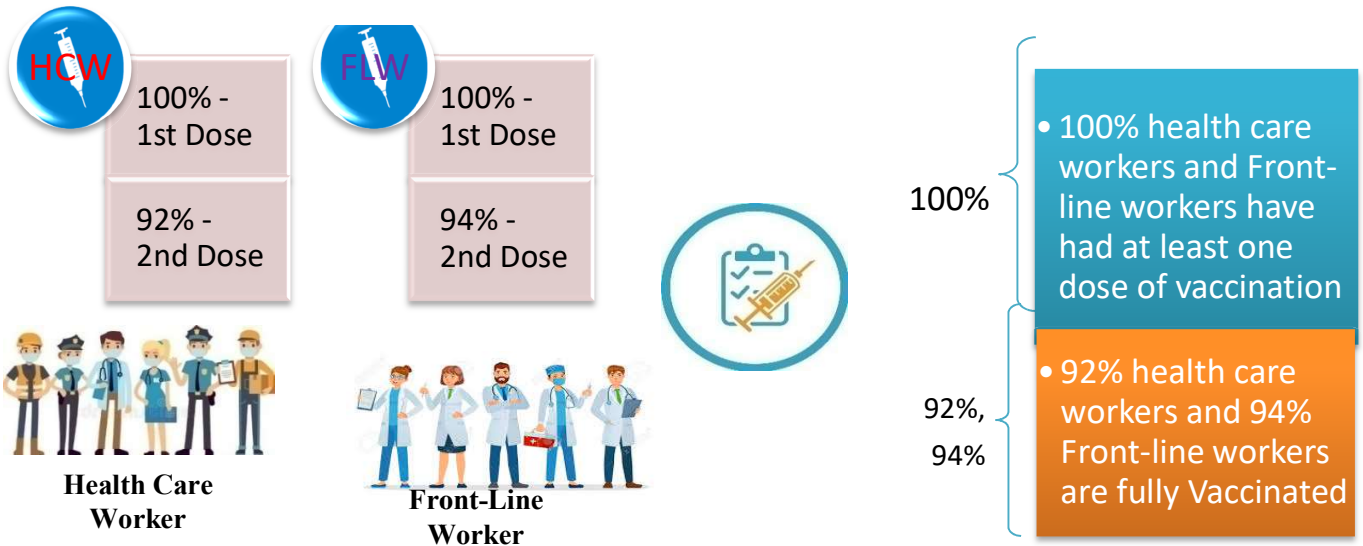
Time Line of Vaccination Coverage



Kerala began administration of COVID 19 Vaccines on 16th January, 2021. As of 18th August 2022, Kerala has administered over 55 million doses overall, including first and second doses of vaccines.

Over 99 per cent of the eligible population (15 + years) in Kerala has been administered the first dose of the Covid-19 vaccine. The state has achieved the target within 510 days since the beginning of the vaccination drive on January 16, 2021

Health Care Workers & Front-line Workers Vaccinated



Are You Vaccinated? You Still Need to Practice: SMS

- Even after vaccination, follow COVID appropriate behavior
- Practice Social Distancing and greet without physical contact
- Always wear clean face mask
- Wash your hands thoroughly and frequently or use hand sanitizer
- Follow the current COVID 19 guidelines to prevent further spread
- Stay Safe. Stay Strong. Get Vaccinated



Even After Getting Vaccinated Keep Taking Precautions to Protect Your Self



GET VACCINATED



WASH YOUR HANDS



WEAR A MASK



KEEP YOUR DISTANCE

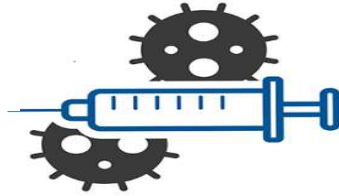
The Race Towards Full Vaccination - Weekly Trend

30th July – 5th Aug, 2022

Kerala Administered over

1.87 Lakh

COVID Vaccine Doses during 30th July to 5th Aug, 2022



From 30th July to 5th Aug, 2022 on average

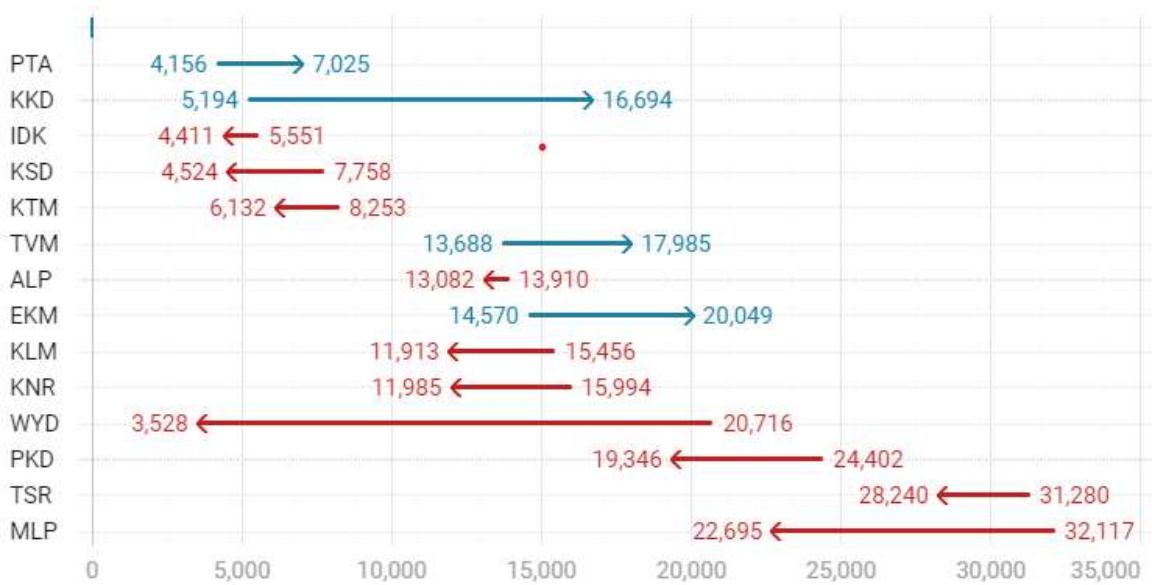
0.27 lakh

doses were administered daily.

Average Doses Administered Per day per week (in 1000)



Trend in average per day vaccination (in 1000) for the last two weeks



Race Against Time – Vaccination Quarterly Status

(Q1:16th Jan-Mar, Q2: Apr-June, Q3: July-Sep, Q4: Oct - Dec)

Daily Average Doses Administered per Quarter

In the first Quarter, only 42201 first doses and 5324 second doses were administered daily on average. During the second, third and fourth quarters, the daily vaccination of the first and second doses increased significantly.



Vaccination Achievement per Quarter

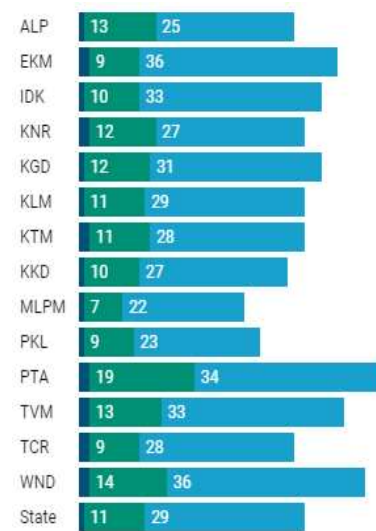
In the third quarter of the immunization drive, 52% of the eligible population (18 + age) in Kerala were given the first dose and 29% the second dose.

■ Q1 ■ Q2 ■ Q3

First Dose

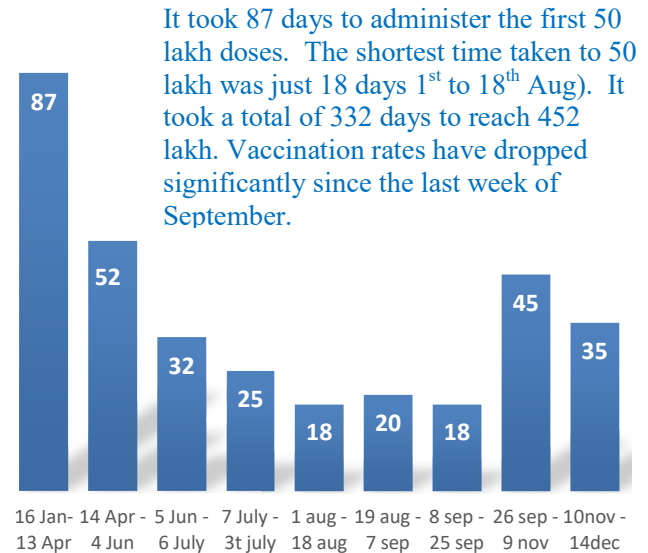


Second Dose



Dose Progression

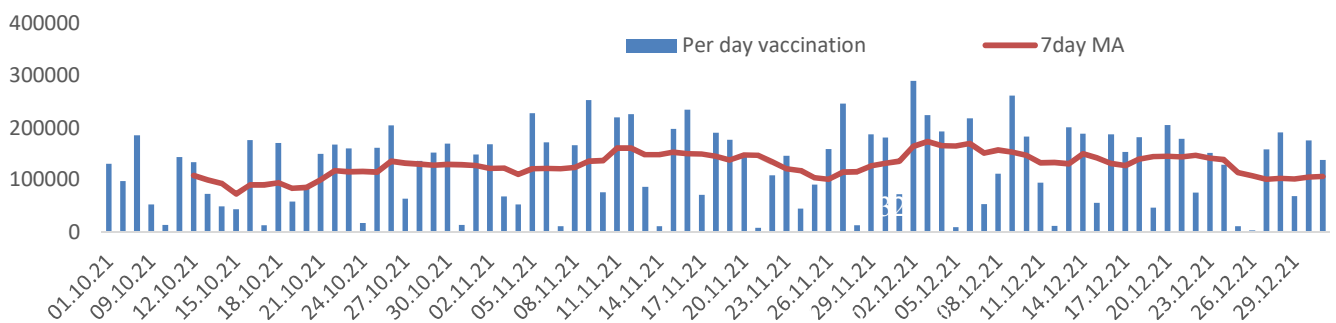
The chart shows the days taken for total COVID-19 Vaccination doses (both first and second) in Kerala to cross every 50 lakh dose mark



It took 87 days to administer the first 50 lakh doses. The shortest time taken to 50 lakh was just 18 days 1st to 18th Aug). It took a total of 332 days to reach 452 lakh. Vaccination rates have dropped significantly since the last week of September.

Vaccine Administered per Day and 7 days Moving Average in Last Quarter (Oct -Dec)

The seven-day moving average of daily doses in the last quarter showed a peak on December 2nd and continued to fluctuate thereafter



Important Message to the Public

- a. *Infection or infection rate is only a part and disease manifestation of disease is to be monitored*
- b. *Fatality among vaccinated people is very less. Disease severity among vaccinated people is less.*
- c. *People with comorbidity should be careful. Once detected covid positive they should get admitted and do not stay at home.*
- d. *Death in covid positive cases are among unvaccinated people, especially having comorbidities like Diabetes and Hypertension*
- e. *Late arrival to hospitals is one of the reason for Death among people with comorbidities*
- f. *Vaccinated people, only if symptomatic are advised to consult Doctor.*
- g. *Non Vaccinated people, if symptomatic, may do RTPCR test*
- h. *Antigen testing is only for emergency purpose*
- i. *Non vaccinated people with co-morbidities to do testing by RTPCR and consult doctor*
- j. *Repeat RTPCR is not needed among the people who are detected COVID positive in the previous 2 months*
- k. *All young person detected positive and at home isolation should do glucose test*

TABLE1.Total Vaccination done in the State as on 18/08/2022 midnight

State Summary (15+ years)-Total doses administered till 19/08/2022 at 12 AM								
District	Target	First Dose	Percent age	Second Dose	Percentage*	Precaution Dose	Percentage	Total doses administered
Alappuzha	1829568	1738801	95%	1626376	89%	245950	17%	36,11,127
Ernakulam	3217878	3312487	104%	2841348	89%	338149	13%	64,91,984
Idukki	950762	961788	101%	811897	85%	70102	9%	18,43,787
Kannur	2100307	2172150	103%	1925832	92%	192655	11%	42,90,637
Kasaragod	1092141	1058763	97%	888467	81%	60691	8%	20,07,921
Kollam	2268371	2230724	98%	1945321	86%	216092	12%	43,92,137
Kottayam	1704500	1679874	99%	1489303	87%	185276	14%	33,54,453
Kozhikode	2746273	2700940	98%	2240804	82%	188590	9%	51,30,334
Malappuram	3386535	3459874	102%	2703757	80%	168706	7%	63,32,337
Palakkad	2349082	2342240	100%	2033256	87%	227387	12%	46,02,883
Pathanamthitta	1118564	1157390	103%	991902	89%	170487	19%	23,19,779
Thiruvananthapuram	2914006	2897738	99%	2526012	87%	318609	14%	57,42,359
Thrissur	2767777	2648983	96%	2472986	89%	399281	18%	55,21,250
Wayanad	716933	750676	105%	652321	91%	53134	9%	14,56,131
Grand Total	29,162,697	2,91,12,428	99%	2,51,49,582	86%	28,35,109	12%	5,70,97,119

TABLE2.Covid-19 Vaccination Center Functional in the State as on 18/08/2022 midnight(19/08/2022 12AM)

DISTRICTS	12+	15+	18+	Total
Alappuzha	2	0	82	84
Ernakulam	0	5	30	35
Idukki	0	0	1	1
Kannur	2	1	15	18
Kasaragod	0	0	7	7
Kollam	0	0	3	3
Kottayam	0	0	3	3
Kozhikode	1	1	16	18
Malappuram	3	4	8	15
Palakkad	0	1	14	15
Pathanamthitta	0	7	7	14
Thiruvananthapuram	1	4	15	20
Thrissur	3	7	136	146
Wayanad	0	0	0	0
GrandTotal	12	30	337	379

TABLE3. Health Care Workers Coverage as on 18/08/2022 midnight

<i>DISTRICT</i>	<i>1st DOSE</i>	<i>2nd Dose</i>	<i>% fully vaccinated</i>	<i>Precaution dose</i>	<i>Precaution dose (%) *</i>
Alappuzha	29023	27258	94%	15126	56%
Ernakulam	85572	75887	89%	34419	46%
Idukki	13556	13026	96%	6707	52%
Kannur	40390	37573	93%	19880	53%
Kasaragod	11611	10826	93%	5218	48%
Kollam	36043	33845	94%	16768	50%
Kottayam	38708	36345	94%	18533	51%
Kozhikode	52736	47983	91%	20039	42%
Malappuram	44835	42028	94%	19841	47%
Palakkad	34677	32046	92%	17028	53%
Pathanamthitta	29338	25115	86%	13127	52%
Thiruvananthapuram	73435	66455	90%	30097	45%
Thrissur	51910	49227	95%	29159	59%
Wayanad	13980	13300	95%	7072	53%
Grand Total	555814	510914	92%	253014	50%

1st Dose coverage for HCW is 100%

*Proportion of beneficiaries who are eligible (completed 9 months after 2nd dose)

TABLE4. Frontline workers Coverage as on 18/08/2022 midnight

<i>DISTRICT</i>	<i>1st dose</i>	<i>2nd Dose</i>	<i>% fully vaccinated</i>	<i>Precaution dose</i>	<i>Precaution dose(%) *</i>
Alappuzha	39133	36777	94%	14964	41%
Ernakulam	54937	50386	92%	20258	40%
Idukki	22997	21368	93%	6479	30%
Kannur	41386	39988	97%	14285	36%
Kasaragod	24615	22505	91%	6862	31%
Kollam	42237	38884	92%	12073	31%
Kottayam	32142	30619	95%	12268	40%
Kozhikode	55275	52589	95%	11052	21%
Malappuram	53922	51318	95%	15752	31%
Palakkad	48097	45580	95%	18958	42%
Pathanamthitta	25252	22558	89%	8082	36%
Thiruvananthapuram	73014	67693	93%	26657	40%
Thrissur	41911	40763	97%	21018	52%
Wayanad	17022	16102	95%	4655	29%
Grand Total	571940	537130	94%	193363	36%

1st Dose coverage for FLW is 100%

*Proportion of beneficiaries who are eligible (completed 9 months after 2nd dose)

TABLE5.Age-Appropriate Group (45-59 Years) Coverage as on 18/08/2022 midnight

Table 5: Age appropriate group (45-59 years) coverage							
45-59 years Coverage as on			19/08/2022 at 12 AM				
District	Target	1st Dose Coverage	Percentage	2nd Dose Coverage	Percentage fully vaccinated	Precaution dose	%
Alappuzha	535436	439187	82%	417100	78%	32049	8%
Ernakulam	809349	784049	97%	704686	87%	37392	5%
Idukki	237564	247048	104%	219579	92%	8817	4%
Kannur	527295	516105	98%	481357	91%	20842	4%
Kasaragod	253027	252369	100%	224501	89%	5679	3%
Kollam	541201	560358	104%	503967	93%	26335	5%
Kottayam	478470	414339	87%	375832	79%	16471	4%
Kozhikode	658949	655599	99%	583373	89%	22583	4%
Malappuram	733338	723452	99%	631548	86%	22947	4%
Palakkad	614226	547440	89%	501593	82%	33041	7%
Pathanamthitta	264372	281978	107%	252221	95%	16175	6%
Thiruvananthapuram	735836	682020	93%	615091	84%	35954	6%
Thrissur	689418	664373	96%	627501	91%	67860	11%
Wayanad	170537	177178	104%	164414	96%	5591	3%
Grand Total	7249018	69,45,495	96%	63,02,763	87%	351736	6%

TABLE6.Age-Appropriate Group (≥60 Years) Coverage as on 18/08/2022midnight

Table 6: Age appropriate group (≥ 60 years) coverage							
≥ 60 years Coverage as on			19/08/2022 at 12 AM				
District	Target	1st Dose Coverage	Percentage	2nd Dose Coverage	Percentage fully vaccinated	Precaution dose	%
Alappuzha	424565	429237	101%	401656	95%	157017	40%
Ernakulam	673885	676680	100%	622322	92%	202558	33%
Idukki	193981	194635	100%	173464	89%	39512	23%
Kannur	438602	444623	101%	413303	94%	120602	29%
Kasaragod	182460	181755	100%	160566	88%	37384	23%
Kollam	497558	499718	100%	456138	92%	138375	31%
Kottayam	418008	419895	100%	385100	92%	123395	32%
Kozhikode	526896	529446	100%	480939	91%	116145	24%
Malappuram	477642	488313	102%	435714	91%	89571	21%
Palakkad	437708	439937	101%	402942	92%	129649	33%
Pathanamthitta	311297	312419	100%	281199	90%	119846	43%
Thiruvananthapuram	630465	633293	100%	572532	91%	188600	33%
Thrissur	581781	588466	101%	559459	96%	222666	40%
Wayanad	128009	128338	100%	114595	90%	31185	27%
Grand Total	5922857	59,66,755	101%	54,59,929	92%	17,16,505	32%

TABLE 6. Age-Appropriate Group (18-44 Years) Coverage as on 18/08/2022 midnight

18-44 years Coverage as on 19/08/2022 at 12 AM							
District	Target	First Dose					
		1st Dose Coverage	Percentage	2nd Dose Coverage	Percentage fully vaccinated	Precaution dose	%
Alappuzha	744178	670832	90%	637758	86%	26794	4%
Ernakulam	1470864	1513435	103%	1243814	85%	43522	4%
Idukki	437537	420078	96%	336849	77%	8587	3%
Kannur	947964	966856	102%	838066	88%	17046	2%
Kasaragod	556876	502564	90%	413733	74%	5548	1%
Kollam	1054752	934167	89%	800535	76%	22541	3%
Kottayam	665544	656656	99%	573468	86%	14609	3%
Kozhikode	1313678	1225223	93%	980000	75%	18771	2%
Malappuram	1777378	1834462	103%	1406955	79%	20595	2%
Palakkad	1088327	1088046	100%	925649	85%	28711	3%
Pathanamthitta	460819	443968	96%	360335	78%	13257	4%
Thiruvananthapuram	1309099	1250889	96%	1073067	82%	37301	4%
Thrissur	1274465	1099708	86%	1037081	81%	58578	6%
Wayanad	361152	354957	98%	303897	84%	4631	2%
Grand Total	13462633	1,29,61,841	96%	1,09,31,207	81%	320491	3%
*Among those who have taken first dose							

TABLE 7. Age-Appropriate Group (15-17 Years) Coverage as on 18/08/2022 midnight

15-17 years Coverage as on 19/08/2022 at 12 AM					
District	Target	1st Dose Coverage	Percentage	2nd Dose Coverage	Percentage fully vaccinated
Alappuzha	80832	80169	99%	67125	83%
Ernakulam	140530	120880	86%	94533	67%
Idukki	51339	39095	76%	31502	61%
Kannur	97722	102903	105%	77302	79%
Kasaragod	60496	52994	88%	36872	61%
Kollam	105234	100046	95%	75641	72%
Kottayam	85400	72125	84%	56667	66%
Kozhikode	143028	115740	81%	66955	47%
Malappuram	241212	195182	81%	98313	41%
Palakkad	132742	119746	90%	90258	68%
Pathanamthitta	48854	40824	84%	33213	68%
Thiruvananthapuram	145238	114537	79%	82595	57%
Thrissur	123540	126322	102%	101446	82%
Wayanad	29245	37318	128%	26764	92%
Grand Total	15,34,000	13,17,881	86%	9,39,186	61%

Table 8: Age appropriate group (12-14 years) Coverage as on 18/08/2022 midnight

12-14 years Coverage as on 19/08/2022 at 12 AM					
District	Target	1st Dose Coverage	Percentage	2nd Dose Coverage	Percentage fully vaccinated
Alappuzha	43284	51220	118%	38702	89%
Ernakulam	90244	76934	85%	49720	55%
Idukki	29672	24379	82%	16109	54%
Kannur	89079	59887	67%	38243	43%
Kasaragod	39968	32855	82%	19464	49%
Kollam	69984	58155	83%	36311	52%
Kottayam	55571	46009	83%	31272	56%
Kozhikode	103644	66921	65%	28965	28%
Malappuram	159652	119708	75%	37881	24%
Palakkad	75249	64297	85%	35188	47%
Pathanamthitta	33203	23611	71%	17261	52%
Thiruvananthapuram	93804	70550	75%	48579	52%
Thrissur	99789	76293	76%	57509	58%
Wayanad	27857	21883	79%	13249	48%
Grand Total	10,11,000	7,92,702	78%	4,68,453	46%

TABLE9.State Summary (18+) as on 18/08/2022 midnight

State Summary (18+) 19/08/2022 at 12 AM							
District	Target	First Dose	Percentage	Second Dose	Percentage*	Precaution Dose	Percentage
Alappuzha	1704179	1607412	94%	1520549	89%	245950	17%
Ernakulam	2954098	3114673	105%	2697095	91%	338149	13%
Idukki	869082	898314	103%	764286	88%	70102	9%
Kannur	1913861	2009360	105%	1810287	95%	192655	11%
Kasaragod	992363	972914	98%	832131	84%	60691	8%
Kollam	2093511	2072523	99%	1833369	88%	216092	12%
Kottayam	1562022	1561740	100%	1401364	90%	185276	14%
Kozhikode	2499523	2518279	101%	2144884	86%	188590	9%
Malappuram	2988358	3144984	105%	2567563	86%	168706	7%
Palakkad	2140261	2158197	101%	1907810	89%	227387	12%
Pathanamthitta	1036488	1092955	105%	941428	91%	170487	19%
Thiruvananthapuram	2675400	2712651	101%	2394838	90%	318609	14%
Thrissur	2545664	2446368	96%	2314031	91%	399281	18%
Wayanad	659698	691475	105%	612308	93%	53134	9%
Grand Total	2,66,34,508	2,70,01,845	101%	2,37,41,943	89%	2835109	12%

*Revised target population(> 18 years) as per MOHFW is 2.67 crores

*As per letter from Additional Secretary MOHFW- D O No 2317579/2021/Imm dated 15/09/2021

TABLE 10. Achievement for the day 18/08/2022 midnight

Daily achievement		18/08/2022		
District	First Dose	Second Dose	Precaution dose	Total Doses Administered
Alappuzha	66	1143	1223	2432
Ernakulam	147	750	935	1832
Idukki	29	4	42	75
Kannur	45	299	368	712
Kasaragod	5	3	13	21
Kollam	60	277	353	690
Kottayam	3	41	46	90
Kozhikode	56	202	273	531
Malappuram	115	178	334	627
Palakkad	100	1439	1567	3106
Pathanamthitta	33	197	237	467
Thiruvananthapuram	79	585	689	1353
Thrissur	220	2884	3172	6276
Wayanad	0	2	2	4
Grand Total	958	8004	9254	18216

** Vaccine stock details couldn't be downloaded from e-VIN portal as the portal is down.

TABLE11.COVID Vaccination related sites

support@cowin.gov.in https://www.cowin.gov.in/home https://dashboard.kerala.gov.in/ https://dhs.kerala.gov.in/https://aogyakeralam.gov.in/https://sha.kerala.gov.in/

TABLE10.COVID Vaccination related Helpline numbers

National/State/District	Line1	Line2	Line3
National Helpline	1075	+91 1123978046	0120 4473222
Disha	1056	04712552056	
StateCallCenter	04712309251	04712309252	04712309255
Thiruvananthapuram	9188610100	1077	
Kollam	04742797609	8589015556	
Pathanamthitta	04682222515	04682228220	
Alappuzha	04772239999		
Kottayam	04812565200	04812304800	04812581900
Idukki	18004255640	04862232220	04862233118
Ernakulam	9072303861		
Thrissur	9400066921	9400066922	9400066923
Palakkad	04912505264	04912505189	8943341439
Malappuram	04832733253	04832737858	04832733252
Kozhikode	7594001442		
Wayanad	04936202343	04936202375	9072510900
Kannur	04972700194		
Kasargod	9061076590	9061079244	9061078026