



കേരള സർക്കാർ

www.health.kerala.gov.in

**COVID-19 OUTBREAK CONTROL AND PREVENTION STATE CELL
HEALTH&FAMILY WELFARE DEPARTMENT
Govt of Kerala**

controlroomdhskerala@gmail.com

www.dhs.kerala.gov.in

Kerala HEALTH-COVID-19 DAILY VACCINATION BULLETIN

Date: 19/08/2022

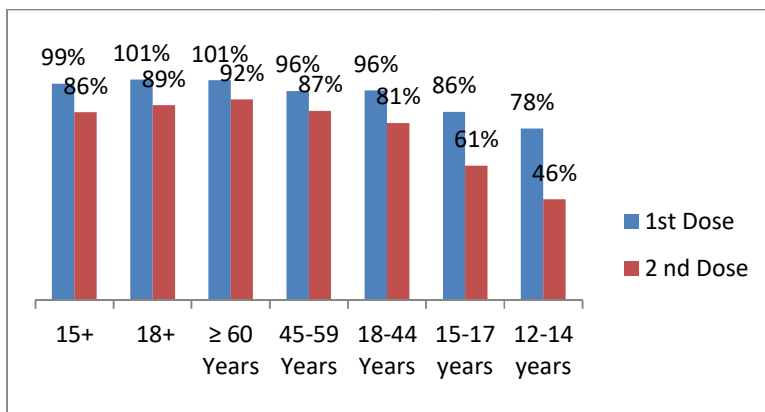
**OUR HEALTH OUR RESPONSIBILITY
VACCINE ADVISORY**

- *People who are vaccinated with Covid Vaccine are reported to have reduced Covid related ICU admissions, serious disease and death.*
- *Early vaccination is useful to safeguard our life from this deadly disease.*
- *Vaccination sessions are planned as per the availability of vaccine. All are requested to cooperate.*
- *After receiving the first dose, second dose of Covishield vaccine is to be taken between 12–16weeks and second dose of Covaxin between 4-6 weeks.*
- *Covid vaccination is currently available to all above 12years. Children in 12-14 age group will get Corbevax and Children in 15-18 age group will get Covaxin.*
- *All person above 18 years will get precaution dose after 9 months or 39 weeks from the second dose. Health Staffs, Frontline workers and people above 60 years will get precaution dose free of cost from government CVC and others will get precaution dose from private CVC at the rate fixed by the Government . The Same vaccine administered as first and second dose is to be taken as precaution dose. People above 60 years with co-morbidities should take medical advice before receiving precaution dose.*
- *Vaccination is available free of cost in all Government covid vaccination centers, and at a nominal rate (as per the Gol order F.No.2079203/2021/Immunization) in selected private Hospitals.*
- **ENSURE ALL YOUR ELIGIBLE FAMILY MEMBERS ARE PROTECTED BY RECEIVING ANY OF THE AVAILABLE COVID VACCINE.**
- **“COVAXIN, COVISHIELD AND CORBEVAX ARE EQUALLY EFFECTIVE AND SAFE”**
- **“BE FULLY PROTECTED – GET THE SECOND DOSE AND PRECAUTION DOSE AT YOUR SCHEDULED TIME”**

ANALYSIS

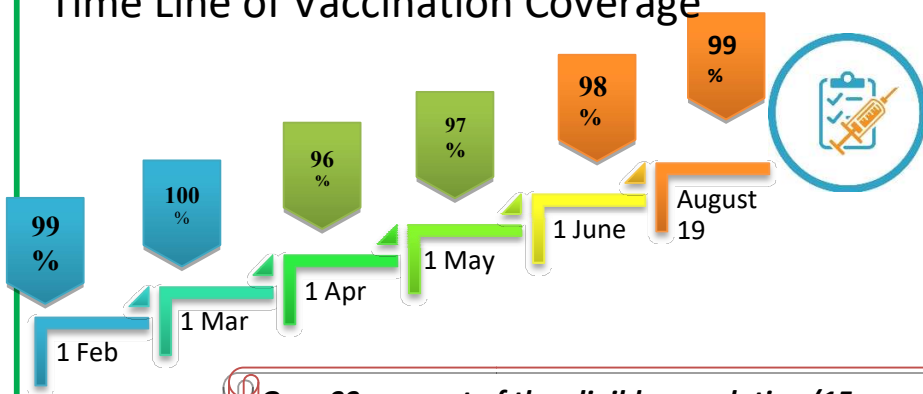
COVID-19 mass vaccinations are showing signs of preventing illness and steep decline in cases and hospital admissions in countries which done vaccination. Kerala started its vaccination for health care workers from January 16, 2021. The COVID-19 Vaccines Operational Guidelines issued by the Ministry of Health and Family Welfare, Govt. of India, 28th December 2020 and all subsequent Guidelines issued by Ministry of Health and Family Welfare, Govt of India are followed at the sites and all vaccination lanes

Summary of COVID Vaccine Administered as on 19/08/2022 midnight



- 99%** of eligible population vaccinated with a single dose till August 19
- 86%** of eligible population vaccinated with double dose till August 19
- State has vaccinated about **86%** of children aged 15 - 17 years with a single dose

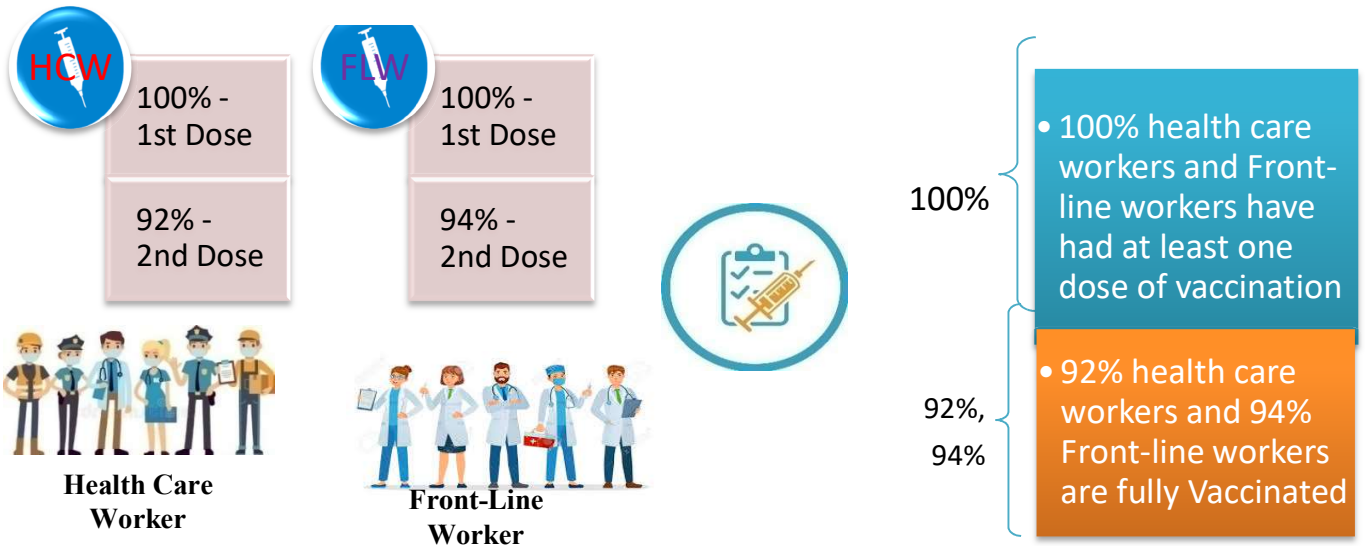
Time Line of Vaccination Coverage



Kerala began administration of COVID 19 Vaccines on 16th January, 2021. As of 19th August 2022, Kerala has administered over 55 million doses overall, including first and second doses of vaccines.


Over 99 per cent of the eligible population (15 + years) in Kerala has been administered the first dose of the Covid-19 vaccine. The state has achieved the target within 510 days since the beginning of the vaccination drive on January 16, 2021

Health Care Workers & Front-line Workers Vaccinated



Are You Vaccinated? You Still Need to Practice: SMS

- Even after vaccination, follow COVID appropriate behavior
- Practice Social Distancing and greet without physical contact
- Always wear clean face mask
- Wash your hands thoroughly and frequently or use hand sanitizer
- Follow the current COVID 19 guidelines to prevent further spread
- Stay Safe. Stay Strong. Get Vaccinated



Even After Getting Vaccinated Keep Taking Precautions to Protect Your Self



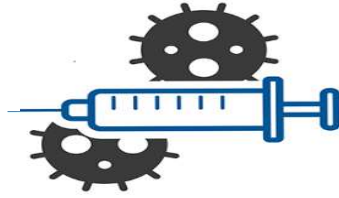
The Race Towards Full Vaccination - Weekly Trend

30th July – 5th Aug, 2022

Kerala Administered over

1.87 Lakh

COVID Vaccine Doses during 30th July to 5th Aug, 2022



From 30th July to 5th Aug, 2022 on average

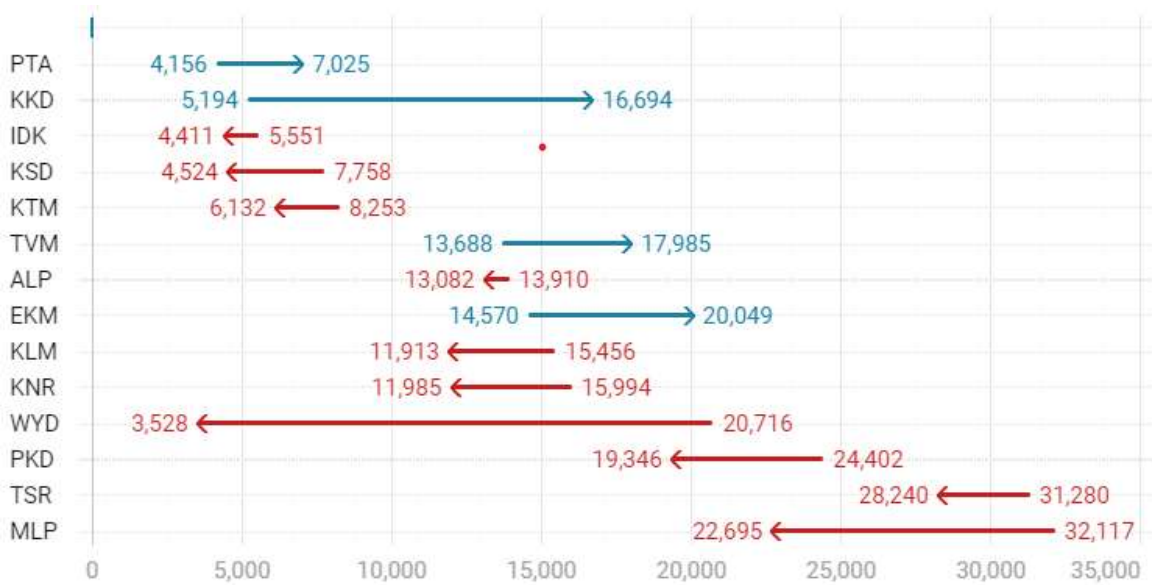
0.27 lakh

doses were administered daily.

Average Doses Administered Per day per week (in 1000)



Trend in average per day vaccination (in 1000) for the last two weeks

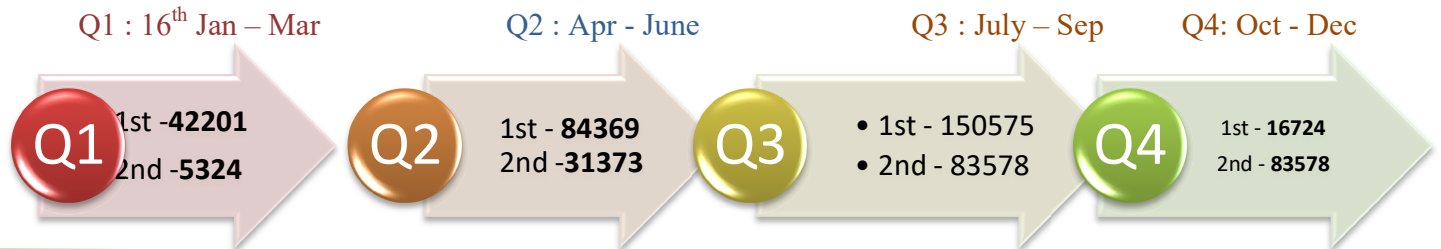


Race Against Time – Vaccination Quarterly Status

(Q1:16th Jan-Mar, Q2: Apr-June, Q3: July-Sep, Q4: Oct - Dec)

Daily Average Doses Administered per Quarter

In the first Quarter, only 42201 first doses and 5324 second doses were administered daily on average. During the second, third and fourth quarters, the daily vaccination of the first and second doses increased significantly.



Vaccination Achievement per Quarter

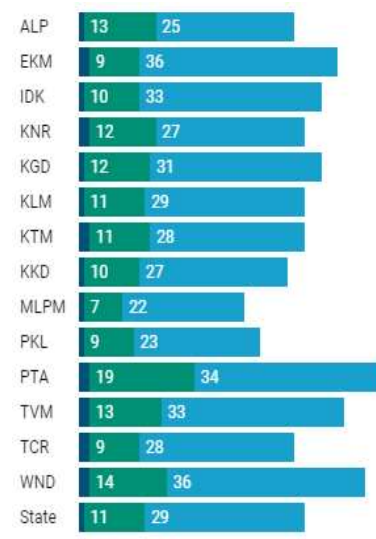
In the third quarter of the immunization drive, 52% of the eligible population (18 + age) in Kerala were given the first dose and 29% the second dose.

■ Q1 ■ Q2 ■ Q3

First Dose

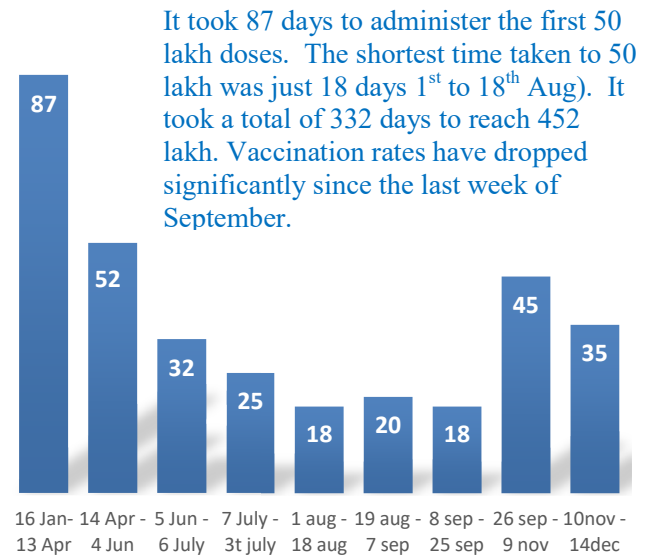


Second Dose



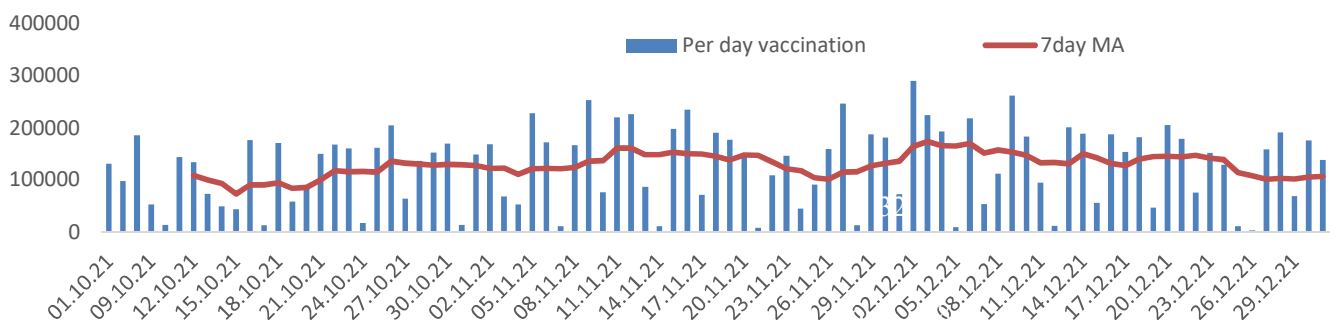
Dose Progression

The chart shows the days taken for total COVID-19 Vaccination doses (both first and second) in Kerala to cross every 50 lakh dose mark



Vaccine Administered per Day and 7 days Moving Average in Last Quarter (Oct -Dec)

The seven-day moving average of daily doses in the last quarter showed a peak on December 2nd and continued to fluctuate thereafter



Important Message to the Public

- a. *Infection or infection rate is only a part and disease manifestation of disease is to be monitored*
- b. *Fatality among vaccinated people is very less. Disease severity among vaccinated people is less.*
- c. *People with comorbidity should be careful. Once detected covid positive they should get admitted and do not stay at home.*
- d. *Death in covid positive cases are among unvaccinated people, especially having comorbidities like Diabetes and Hypertension*
- e. *Late arrival to hospitals is one of the reason for Death among people with comorbidities*
- f. *Vaccinated people, only if symptomatic are advised to consult Doctor.*
- g. *Non Vaccinated people, if symptomatic, may do RTPCR test*
- h. *Antigen testing is only for emergency purpose*
- i. *Non vaccinated people with co-morbidities to do testing by RTPCR and consult doctor*
- j. *Repeat RTPCR is not needed among the people who are detected COVID positive in the previous 2 months*
- k. *All young person detected positive and at home isolation should do glucose test*

TABLE1.Total Vaccination done in the State as on 19/08/2022 midnight

State Summary (15+ years)-Total doses administered till 20/08/2022 at 12 AM								
District	Target	First Dose	Percent age	Second Dose	Percentage*	Precaution Dose	Percentage	Total doses administered
Alappuzha	1829568	1738818	95%	1626458	89%	247235	17%	36,12,511
Ernakulam	3217878	3312547	104%	2841592	89%	340195	13%	64,94,334
Idukki	950762	961802	101%	811987	85%	70301	9%	18,44,090
Kannur	2100307	2172295	103%	1926029	92%	193415	11%	42,91,739
Kasaragod	1092141	1058890	97%	888642	81%	60840	8%	20,08,372
Kollam	2268371	2230741	98%	1945417	86%	217031	12%	43,93,189
Kottayam	1704500	1679906	99%	1489375	87%	185762	14%	33,55,043
Kozhikode	2746273	2701023	98%	2241039	82%	189227	9%	51,31,289
Malappuram	3386535	3460241	102%	2704380	80%	169767	7%	63,34,388
Palakkad	2349082	2342299	100%	2033491	87%	230064	13%	46,05,854
Pathanamthitta	1118564	1157409	103%	991953	89%	171155	19%	23,20,517
Thiruvananthapuram	2914006	2897772	99%	2526121	87%	319345	14%	57,43,238
Thrissur	2767777	2649009	96%	2473071	89%	400199	18%	55,22,279
Wayanad	716933	750811	105%	652479	91%	53255	9%	14,56,545
Grand Total	29,162,697	2,91,13,563	99%	2,51,52,034	86%	28,47,791	12%	5,71,13,388

TABLE2.Covid-19 Vaccination Center Functional in the State as on 19/08/2022 midnight(20/08/2022 12AM)

DISTRICTS	12+	15+	18+	Total
Alappuzha	0	84	8	92
Ernakulam	1	8	43	52
Idukki	3	6	8	17
Kannur	2	1	23	26
Kasaragod	24	12	40	76
Kollam	3	7	23	33
Kottayam	0	19	27	46
Kozhikode	2	25	33	60
Malappuram	2	5	21	28
Palakkad	1	3	30	34
Pathanamthitta	1	13	19	33
Thiruvananthapuram	0	0	42	42
Thrissur	0	28	58	86
Wayanad	3	2	5	10
GrandTotal	42	213	380	635

TABLE3. Health Care Workers Coverage as on 19/08/2022 midnight

<i>DISTRICT</i>	<i>1st DOSE</i>	<i>2nd Dose</i>	<i>% fully vaccinated</i>	<i>Precaution dose</i>	<i>Precaution dose (%) *</i>
Alappuzha	29023	27258	94%	15144	56%
Ernakulam	85572	75888	89%	34461	46%
Idukki	13556	13027	96%	6709	52%
Kannur	40390	37573	93%	19898	53%
Kasaragod	11611	10827	93%	5220	48%
Kollam	36043	33846	94%	16792	50%
Kottayam	38708	36345	94%	18554	51%
Kozhikode	52736	47983	91%	20058	42%
Malappuram	44835	42029	94%	19867	47%
Palakkad	34677	32046	92%	17052	53%
Pathanamthitta	29338	25115	86%	13138	52%
Thiruvananthapuram	73435	66455	90%	30138	45%
Thrissur	51910	49227	95%	29162	59%
Wayanad	13980	13300	95%	7078	53%
Grand Total	555814	510919	92%	253271	50%

1st Dose coverage for HCW is 100%

*Proportion of beneficiaries who are eligible (completed 9 months after 2nd dose)

TABLE4. Frontline workers Coverage as on 19/08/2022 midnight

<i>DISTRICT</i>	<i>1st dose</i>	<i>2nd Dose</i>	<i>% fully vaccinated</i>	<i>Precaution dose</i>	<i>Precaution dose(%) *</i>
Alappuzha	39133	36777	94%	14984	41%
Ernakulam	54937	50386	92%	20295	40%
Idukki	22997	21368	93%	6483	30%
Kannur	41386	39988	97%	14293	36%
Kasaragod	24615	22506	91%	6868	31%
Kollam	42237	38884	92%	12086	31%
Kottayam	32142	30621	95%	12275	40%
Kozhikode	55275	52590	95%	11064	21%
Malappuram	53922	51318	95%	15771	31%
Palakkad	48097	45580	95%	18993	42%
Pathanamthitta	25252	22559	89%	8092	36%
Thiruvananthapuram	73014	67693	93%	26683	40%
Thrissur	41911	40763	97%	21024	52%
Wayanad	17022	16102	95%	4661	29%
Grand Total	571940	537135	94%	193572	36%

1st Dose coverage for FLW is 100%

*Proportion of beneficiaries who are eligible (completed 9 months after 2nd dose)

TABLE5.Age-Appropriate Group (45-59 Years) Coverage as on 19/08/2022 midnight

Table 5: Age appropriate group (45-59 years) coverage							
45-59 years Coverage as on		20/08/2022		at 12 AM			
District	Target	1st Dose Coverage	Percentage	2nd Dose Coverage	Percentage fully vaccinated	Precaution dose	%
Alappuzha	535436	439189	82%	417104	78%	32491	8%
Ernakulam	809349	784056	97%	704706	87%	38076	5%
Idukki	237564	247048	104%	219582	92%	8879	4%
Kannur	527295	516106	98%	481383	91%	21117	4%
Kasaragod	253027	252370	100%	224503	89%	5733	3%
Kollam	541201	560360	104%	503976	93%	26698	5%
Kottayam	478470	414340	87%	375835	79%	16612	4%
Kozhikode	658949	655602	99%	583389	89%	22806	4%
Malappuram	733338	723457	99%	631581	86%	23317	4%
Palakkad	614226	547444	89%	501635	82%	34166	7%
Pathanamthitta	264372	281980	107%	252224	95%	16449	7%
Thiruvananthapuram	735836	682024	93%	615103	84%	36196	6%
Thrissur	689418	664374	96%	627510	91%	68166	11%
Wayanad	170537	177178	104%	164415	96%	5641	3%
Grand Total	7249018	69,45,528	96%	63,02,946	87%	356347	6%

TABLE6.Age-Appropriate Group (≥60 Years) Coverage as on 19/08/2022midnight

Table 6: Age appropriate group (≥ 60 years) coverage							
≥ 60 years Coverage as on		20/08/2022		at 12 AM			
District	Target	1st Dose Coverage	Percentage	2nd Dose Coverage	Percentage fully vaccinated	Precaution dose	%
Alappuzha	424565	429237	101%	401666	95%	157332	40%
Ernakulam	673885	676685	100%	622340	92%	203061	33%
Idukki	193981	194636	100%	173466	89%	39573	23%
Kannur	438602	444624	101%	413314	94%	120761	29%
Kasaragod	182460	181756	100%	160570	88%	37410	23%
Kollam	497558	499719	100%	456141	92%	138537	31%
Kottayam	418008	419895	100%	385104	92%	123493	32%
Kozhikode	526896	529452	100%	480953	91%	116323	24%
Malappuram	477642	488316	102%	435727	91%	89724	21%
Palakkad	437708	439940	101%	402955	92%	130154	33%
Pathanamthitta	311297	312422	100%	281202	90%	119977	43%
Thiruvananthapuram	630465	633293	100%	572538	91%	188704	33%
Thrissur	581781	588466	101%	559463	96%	222816	40%
Wayanad	128009	128338	100%	114596	90%	31192	27%
Grand Total	5922857	59,66,779	101%	54,60,035	92%	17,19,057	32%

TABLE 6. Age-Appropriate Group (18-44 Years) Coverage as on 19/08/2022 midnight

18-44 years Coverage as on 20/08/2022 at 12 AM							
District	Target	First Dose					
		1st Dose Coverage	Percentage	2nd Dose Coverage	Percentage fully vaccinated	Precaution dose	%
Alappuzha	744178	670844	90%	637795	86%	27284	5%
Ernakulam	1470864	1513473	103%	1243962	85%	44302	4%
Idukki	437537	420084	96%	336870	77%	8657	3%
Kannur	947964	966882	102%	838143	88%	17346	2%
Kasaragod	556876	502580	90%	413773	74%	5609	1%
Kollam	1054752	934178	89%	800597	76%	22918	3%
Kottayam	665544	656672	99%	573498	86%	14828	3%
Kozhikode	1313678	1225261	93%	980119	75%	18976	2%
Malappuram	1777378	1834525	103%	1407157	79%	21088	2%
Palakkad	1088327	1088082	100%	925814	85%	29699	3%
Pathanamthitta	460819	443976	96%	360357	78%	13499	4%
Thiruvananthapuram	1309099	1250903	96%	1073118	82%	37624	4%
Thrissur	1274465	1099723	86%	1037128	81%	59031	6%
Wayanad	361152	354959	98%	303905	84%	4683	2%
Grand Total	13462633	1,29,62,142	96%	1,09,32,236	81%	325544	3%
*Among those who have taken first dose							

TABLE 7. Age-Appropriate Group (15-17 Years) Coverage as on 19/08/2022 midnight

15-17 years Coverage as on 20/08/2022 at 12 AM					
District	Target	1st Dose Coverage	Percentage	2nd Dose Coverage	Percentage fully vaccinated
Alappuzha	80832	80172	99%	67156	83%
Ernakulam	140530	120885	86%	94554	67%
Idukki	51339	39101	76%	31542	61%
Kannur	97722	102907	105%	77322	79%
Kasaragod	60496	52997	88%	36876	61%
Kollam	105234	100047	95%	75651	72%
Kottayam	85400	72126	84%	56667	66%
Kozhikode	143028	115766	81%	66991	47%
Malappuram	241212	195237	81%	98533	41%
Palakkad	132742	119748	90%	90267	68%
Pathanamthitta	48854	40827	84%	33226	68%
Thiruvananthapuram	145238	114537	79%	82595	57%
Thrissur	123540	126332	102%	101471	82%
Wayanad	29245	37326	128%	26797	92%
Grand Total	15,34,000	13,18,008	86%	9,39,648	61%

Table 8: Age appropriate group (12-14 years) Coverage as on 19/08/2022 midnight

12-14 years Coverage as on 20/08/2022 at 12 AM					
District	Target	1st Dose Coverage	Percentage	2nd Dose Coverage	Percentage fully vaccinated
Alappuzha	43284	51220	118%	38702	89%
Ernakulam	90244	76939	85%	49756	55%
Idukki	29672	24380	82%	16132	54%
Kannur	89079	60000	67%	38306	43%
Kasaragod	39968	32961	82%	19587	49%
Kollam	69984	58157	83%	36322	52%
Kottayam	55571	46023	83%	31305	56%
Kozhikode	103644	66931	65%	29014	28%
Malappuram	159652	119949	75%	38035	24%
Palakkad	75249	64311	85%	35194	47%
Pathanamthitta	33203	23614	71%	17270	52%
Thiruvananthapuram	93804	70566	75%	48619	52%
Thrissur	99789	76293	76%	57509	58%
Wayanad	27857	22008	79%	13364	48%
Grand Total	10,11,000	7,93,352	78%	4,69,115	46%

TABLE9.State Summary (18+) as on 19/08/2022 midnight

State Summary (18+) 20/08/2022 at 12 AM							
District	Target	First Dose	Percentage	Second Dose	Percentage*	Precaution Dose	Percentage
Alappuzha	1704179	1607426	94%	1520600	89%	247235	17%
Ernakulam	2954098	3114723	105%	2697282	91%	340195	13%
Idukki	869082	898321	103%	764313	88%	70301	9%
Kannur	1913861	2009388	105%	1810401	95%	193415	11%
Kasaragod	992363	972932	98%	832179	84%	60840	8%
Kollam	2093511	2072537	99%	1833444	88%	217031	12%
Kottayam	1562022	1561757	100%	1401403	90%	185762	14%
Kozhikode	2499523	2518326	101%	2145034	86%	189227	9%
Malappuram	2988358	3145055	105%	2567812	86%	169767	7%
Palakkad	2140261	2158240	101%	1908030	89%	230064	13%
Pathanamthitta	1036488	1092968	105%	941457	91%	171155	19%
Thiruvananthapuram	2675400	2712669	101%	2394907	90%	319345	14%
Thrissur	2545664	2446384	96%	2314091	91%	400199	18%
Wayanad	659698	691477	105%	612318	93%	53255	9%
Grand Total	2,66,34,508	2,70,02,203	101%	2,37,43,271	89%	2847791	12%

*Revised target population(> 18 years) as per MOHFW is 2.67 crores

*As per letter from Additional Secretary MOHFW- D O No 2317579/2021/Imm dated 15/09/2021

TABLE 10. Achievement for the day 19/08/2022 midnight

Daily achievement 19/08/2022				
District	First Dose	Second Dose	Precaution dose	Total Doses Administered
Alappuzha	17	82	1285	1384
Ernakulam	59	242	1958	2259
Idukki	14	90	199	303
Kannur	144	196	760	1100
Kasaragod	127	174	149	450
Kollam	17	96	939	1052
Kottayam	32	72	486	590
Kozhikode	83	234	635	952
Malappuram	366	623	1061	2050
Palakkad	59	235	2677	2971
Pathanamthitta	19	51	668	738
Thiruvananthapuram	34	109	735	878
Thrissur	26	85	914	1025
Wayanad	135	158	121	414
Grand Total	1132	2447	12587	16166

** Vaccine stock details couldn't be downloaded from e-VIN portal as the portal is down.

TABLE11.COVID Vaccination related sites

support@cowin.gov.in https://www.cowin.gov.in/home https://dashboard.kerala.gov.in/ https://dhs.kerala.gov.in/https://aogyakeralam.gov.in/https://sha.kerala.gov.in/

TABLE10.COVID Vaccination related Helpline numbers

National/State/District	Line1	Line2	Line3
National Helpline	1075	+91 1123978046	0120 4473222
Disha	1056	04712552056	
StateCallCenter	04712309251	04712309252	04712309255
Thiruvananthapuram	9188610100	1077	
Kollam	04742797609	8589015556	
Pathanamthitta	04682222515	04682228220	
Alappuzha	04772239999		
Kottayam	04812565200	04812304800	04812581900
Idukki	18004255640	04862232220	04862233118
Ernakulam	9072303861		
Thrissur	9400066921	9400066922	9400066923
Palakkad	04912505264	04912505189	8943341439
Malappuram	04832733253	04832737858	04832733252
Kozhikode	7594001442		
Wayanad	04936202343	04936202375	9072510900
Kannur	04972700194		
Kasargod	9061076590	9061079244	9061078026