



കേരള സർക്കാർ

www.health.kerala.gov.in

**COVID-19 OUTBREAK CONTROL AND PREVENTION STATE CELL
HEALTH&FAMILY WELFARE DEPARTMENT
Govt of Kerala**

controlroomdhskerala@gmail.com

www.dhs.kerala.gov.in

Kerala HEALTH-COVID-19 DAILY VACCINATION BULLETIN

Date: 21/08/2022

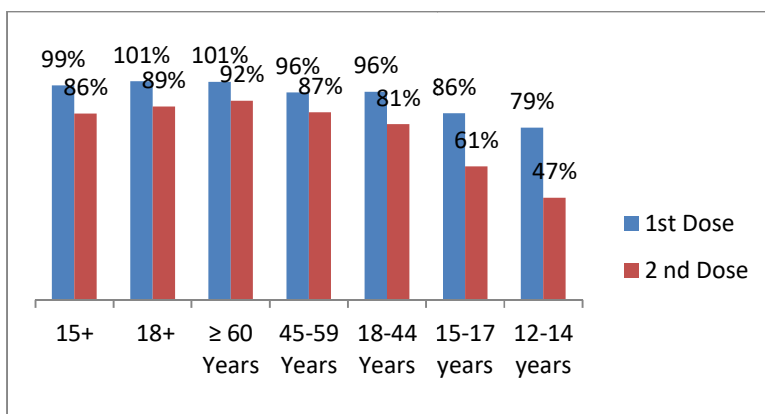
**OUR HEALTH OUR RESPONSIBILITY
VACCINE ADVISORY**

- *People who are vaccinated with Covid Vaccine are reported to have reduced Covid related ICU admissions, serious disease and death.*
- *Early vaccination is useful to safeguard our life from this deadly disease.*
- *Vaccination sessions are planned as per the availability of vaccine. All are requested to cooperate.*
- *After receiving the first dose, second dose of Covishield vaccine is to be taken between 12–16weeks and second dose of Covaxin between 4-6 weeks.*
- *Covid vaccination is currently available to all above 12years. Children in 12-14 age group will get Corbevax and Children in 15-18 age group will get Covaxin.*
- *All person above 18 years will get precaution dose after 9 months or 39 weeks from the second dose. Health Staffs, Frontline workers and people above 60 years will get precaution dose free of cost from government CVC and others will get precaution dose from private CVC at the rate fixed by the Government . The Same vaccine administered as first and second dose is to be taken as precaution dose. People above 60 years with co-morbidities should take medical advice before receiving precaution dose.*
- *Vaccination is available free of cost in all Government covid vaccination centers, and at a nominal rate (as per the Gol order F.No.2079203/2021/Immunization) in selected private Hospitals.*
- **ENSURE ALL YOUR ELIGIBLE FAMILY MEMBERS ARE PROTECTED BY RECEIVING ANY OF THE AVAILABLE COVID VACCINE.**
- **“COVAXIN, COVISHIELD AND CORBEVAX ARE EQUALLY EFFECTIVE AND SAFE”**
- **“BE FULLY PROTECTED – GET THE SECOND DOSE AND PRECAUTION DOSE AT YOUR SCHEDULED TIME”**

ANALYSIS

COVID-19 mass vaccinations are showing signs of preventing illness and steep decline in cases and hospital admissions in countries which done vaccination. Kerala started its vaccination for health care workers from January 16, 2021. The COVID-19 Vaccines Operational Guidelines issued by the Ministry of Health and Family Welfare, Govt. of India, 28th December 2020 and all subsequent Guidelines issued by Ministry of Health and Family Welfare, Govt of India are followed at the sites and all vaccination lanes

Summary of COVID Vaccine Administered as on 21/08/2022 midnight




99% of eligible population vaccinated with a single dose till August 21

86% of eligible population vaccinated with double dose till August 21

State has vaccinated about **86%** of children aged 15 - 17 years with a single dose

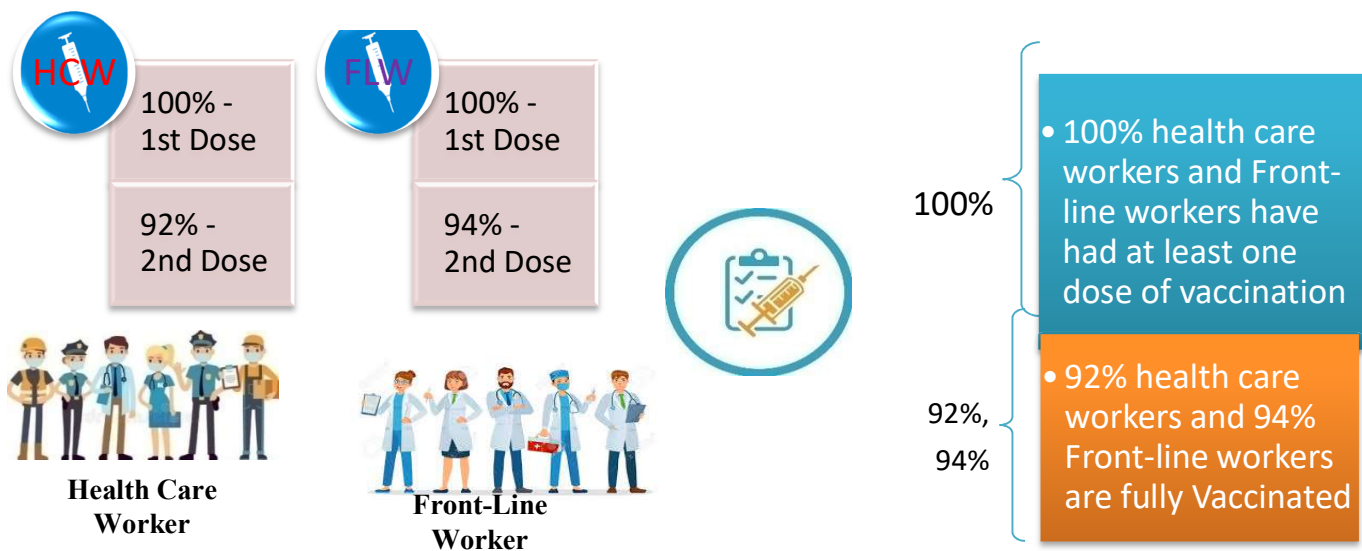
Time Line of Vaccination Coverage



Kerala began administration of COVID 19 Vaccines on 16th January, 2021. As of 21st August 2022, Kerala has administered over 55 million doses overall, including first and second doses of vaccines.


Over 99 per cent of the eligible population (15 + years) in Kerala has been administered the first dose of the Covid-19 vaccine. The state has achieved the target within 510 days since the beginning of the vaccination drive on January 16, 2021

Health Care Workers & Front-line Workers Vaccinated



Are You Vaccinated? You Still Need to Practice: SMS

- Even after vaccination, follow COVID appropriate behavior
- Practice Social Distancing and greet without physical contact
- Always wear clean face mask
- Wash your hands thoroughly and frequently or use hand sanitizer
- Follow the current COVID 19 guidelines to prevent further spread
- Stay Safe. Stay Strong. Get Vaccinated



Even After Getting Vaccinated Keep Taking Precautions to Protect Your Self



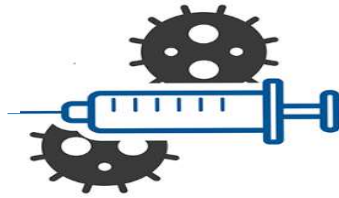
The Race Towards Full Vaccination - Weekly Trend

30th July – 5th Aug, 2022

Kerala Administered over

1.87 Lakh

COVID Vaccine Doses during 30th July to 5th Aug, 2022



From 30th July to 5th Aug, 2022 on average

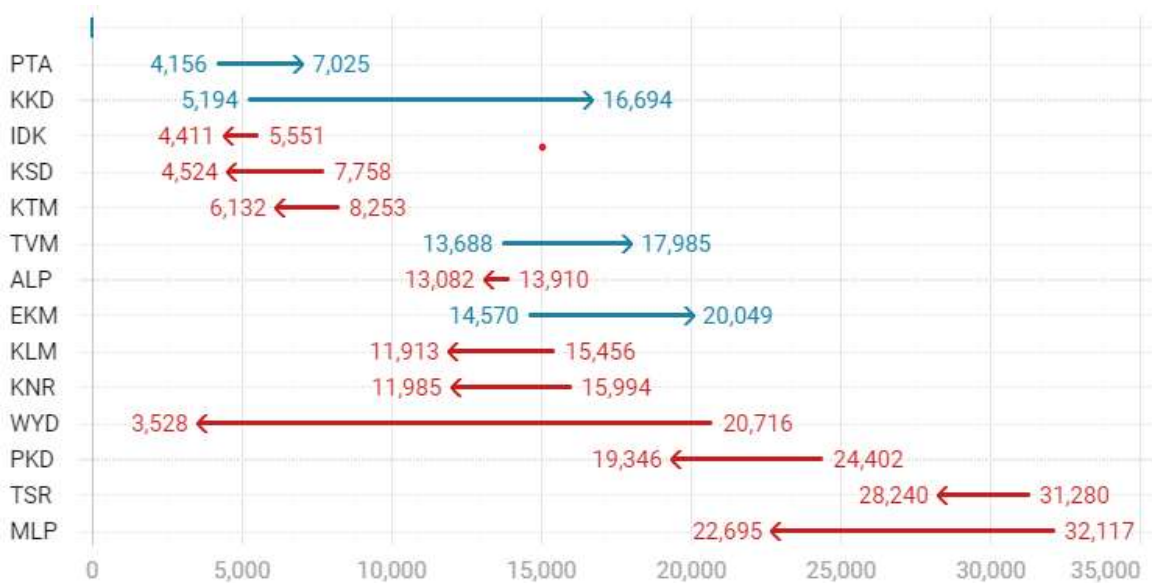
0.27 lakh

doses were administered daily.

Average Doses Administered Per day per week (in 1000)



Trend in average per day vaccination (in 1000) for the last two weeks

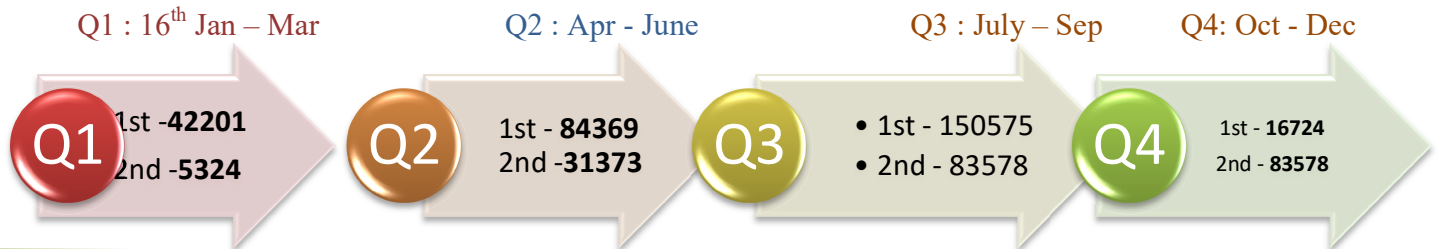


Race Against Time – Vaccination Quarterly Status

(Q1:16th Jan-Mar, Q2: Apr-June, Q3: July-Sep, Q4: Oct - Dec)

Daily Average Doses Administered per Quarter

In the first Quarter, only 42201 first doses and 5324 second doses were administered daily on average. During the second, third and fourth quarters, the daily vaccination of the first and second doses increased significantly.



Vaccination Achievement per Quarter

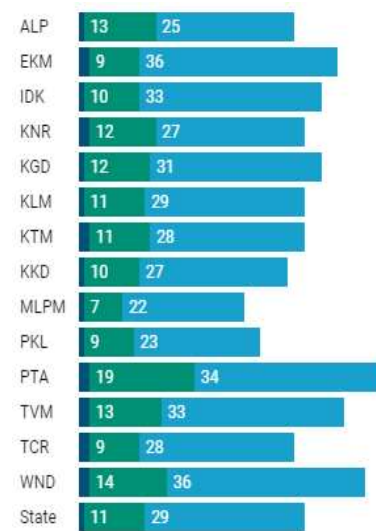
In the third quarter of the immunization drive, 52% of the eligible population (18 + age) in Kerala were given the first dose and 29% the second dose.

■ Q1 ■ Q2 ■ Q3

First Dose

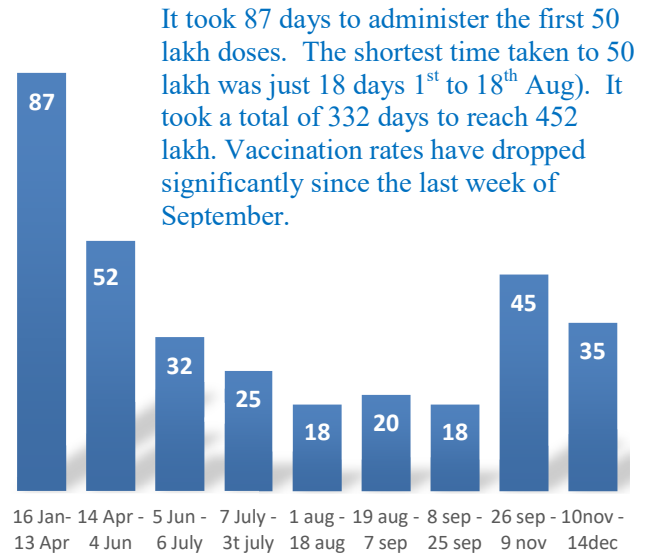


Second Dose



Dose Progression

The chart shows the days taken for total COVID-19 Vaccination doses (both first and second) in Kerala to cross every 50 lakh dose mark



Vaccine Administered per Day and 7 days Moving Average in Last Quarter (Oct -Dec)

The seven-day moving average of daily doses in the last quarter showed a peak on December 2nd and continued to fluctuate thereafter



Important Message to the Public

- a. *Infection or infection rate is only a part and disease manifestation of disease is to be monitored*
- b. *Fatality among vaccinated people is very less. Disease severity among vaccinated people is less.*
- c. *People with comorbidity should be careful. Once detected covid positive they should get admitted and do not stay at home.*
- d. *Death in covid positive cases are among unvaccinated people, especially having comorbidities like Diabetes and Hypertension*
- e. *Late arrival to hospitals is one of the reason for Death among people with comorbidities*
- f. *Vaccinated people, only if symptomatic are advised to consult Doctor.*
- g. *Non Vaccinated people, if symptomatic, may do RTPCR test*
- h. *Antigen testing is only for emergency purpose*
- i. *Non vaccinated people with co-morbidities to do testing by RTPCR and consult doctor*
- j. *Repeat RTPCR is not needed among the people who are detected COVID positive in the previous 2 months*
- k. *All young person detected positive and at home isolation should do glucose test*

TABLE1.Total Vaccination done in the State as on 21/08/2022 midnight

State Summary (15+ years)-Total doses administered till 22/08/2022 at 12 AM								
District	Target	First Dose	Percent age	Second Dose	Percentage*	Precaution Dose	Percentage	Total doses administered
Alappuzha	1829568	1738863	95%	1626651	89%	249200	17%	36,14,714
Ernakulam	3217878	3312746	104%	2842326	89%	341454	13%	64,96,526
Idukki	950762	961836	101%	812107	85%	70401	9%	18,44,344
Kannur	2100307	2172435	103%	1926405	92%	194462	11%	42,93,302
Kasaragod	1092141	1059005	97%	888967	81%	61021	8%	20,08,993
Kollam	2268371	2230814	98%	1945637	86%	217403	12%	43,93,854
Kottayam	1704500	1679968	99%	1489631	87%	185984	14%	33,55,583
Kozhikode	2746273	2701114	98%	2241247	82%	189651	9%	51,32,012
Malappuram	3386535	3460420	102%	2705075	80%	170845	7%	63,36,340
Palakkad	2349082	2342360	100%	2033699	87%	232337	13%	46,08,396
Pathanamthitta	1118564	1157467	103%	992143	89%	171606	19%	23,21,216
Thiruvananthapuram	2914006	2897864	99%	2526534	87%	319544	14%	57,43,942
Thrissur	2767777	2649166	96%	2473394	89%	401911	18%	55,24,471
Wayanad	716933	751025	105%	652724	91%	53500	9%	14,57,249
Grand Total	29,162,697	2,91,15,083	99%	2,51,56,540	86%	28,59,319	12%	5,71,30,942

TABLE2.Covid-19 Vaccination Center Functional in the State as on 21/08/2022 midnight(22/08/2022 12AM)

DISTRICTS	12+	15+	18+	Total
Alappuzha	0	0	2	2
Ernakulam	0	1	3	4
Idukki	0	0	0	0
Kannur	0	0	2	2
Kasaragod	0	0	1	1
Kollam	1	1	2	4
Kottayam	0	0	1	1
Kozhikode	0	0	3	3
Malappuram	0	0	1	1
Palakkad	0	0	1	1
Pathanamthitta	0	0	0	0
Thiruvananthapuram	1	0	7	8
Thrissur	0	1	8	9
Wayanad	0	0	0	0
GrandTotal	2	3	31	36

TABLE3. Health Care Workers Coverage as on 21/08/2022 midnight

<i>DISTRICT</i>	<i>1st DOSE</i>	<i>2nd Dose</i>	<i>% fully vaccinated</i>	<i>Precaution dose</i>	<i>Precaution dose (%) *</i>
Alappuzha	29023	27259	94%	15176	56%
Ernakulam	85572	75889	89%	34487	46%
Idukki	13556	13027	96%	6713	52%
Kannur	40390	37574	93%	19916	53%
Kasaragod	11611	10827	93%	5224	48%
Kollam	36043	33847	94%	16798	50%
Kottayam	38708	36345	94%	18556	51%
Kozhikode	52736	47984	91%	20070	42%
Malappuram	44835	42030	94%	19888	47%
Palakkad	34677	32046	92%	17075	53%
Pathanamthitta	29338	25115	86%	13144	53%
Thiruvananthapuram	73435	66456	90%	30144	46%
Thrissur	51910	49227	95%	29184	59%
Wayanad	13980	13300	95%	7094	53%
Grand Total	555814	510926	92%	253469	50%

1st Dose coverage for HCW is 100%

*Proportion of beneficiaries who are eligible (completed 9 months after 2nd dose)

TABLE4. Frontline workers Coverage as on 21/08/2022 midnight

<i>DISTRICT</i>	<i>1st dose</i>	<i>2nd Dose</i>	<i>% fully vaccinated</i>	<i>Precaution dose</i>	<i>Precaution dose(%) *</i>
Alappuzha	39133	36777	94%	14998	41%
Ernakulam	54937	50386	92%	20303	40%
Idukki	22997	21368	93%	6486	30%
Kannur	41386	39989	97%	14311	36%
Kasaragod	24615	22505	91%	6873	31%
Kollam	42237	38884	92%	12093	31%
Kottayam	32142	30621	95%	12278	40%
Kozhikode	55275	52590	95%	11073	21%
Malappuram	53922	51318	95%	15799	31%
Palakkad	48097	45581	95%	19024	42%
Pathanamthitta	25252	22561	89%	8098	36%
Thiruvananthapuram	73014	67693	93%	26690	40%
Thrissur	41911	40763	97%	21037	52%
Wayanad	17022	16102	95%	4667	29%
Grand Total	571940	537138	94%	193730	36%

1st Dose coverage for FLW is 100%

*Proportion of beneficiaries who are eligible (completed 9 months after 2nd dose)

TABLE5.Age-Appropriate Group (45-59 Years) Coverage as on 21/08/2022 midnight

Table 5: Age appropriate group (45-59 years) coverage							
45-59 years Coverage as on		22/08/2022		at 12 AM			
District	Target	1st Dose Coverage	Percentage	2nd Dose Coverage	Percentage fully vaccinated	Precaution dose	%
Alappuzha	535436	439190	82%	417118	78%	33185	8%
Ernakulam	809349	784061	97%	704723	87%	38487	6%
Idukki	237564	247048	104%	219583	92%	8908	4%
Kannur	527295	516111	98%	481402	91%	21491	5%
Kasaragod	253027	252373	100%	224512	89%	5801	3%
Kollam	541201	560361	104%	503983	93%	26823	5%
Kottayam	478470	414340	87%	375838	79%	16678	5%
Kozhikode	658949	655605	99%	583400	89%	22920	4%
Malappuram	733338	723463	99%	631612	86%	23660	4%
Palakkad	614226	547449	89%	501666	82%	35048	7%
Pathanamthitta	264372	281980	107%	252228	95%	16625	7%
Thiruvananthapuram	735836	682024	93%	615104	84%	36234	6%
Thrissur	689418	664376	96%	627526	91%	68796	11%
Wayanad	170537	177178	104%	164420	96%	5734	4%
Grand Total	7249018	69,45,559	96%	63,03,115	87%	360390	6%

TABLE6.Age-Appropriate Group (≥60 Years) Coverage as on 21/08/2022midnight

Table 6: Age appropriate group (≥ 60 years) coverage							
≥ 60 years Coverage as on		22/08/2022		at 12 AM			
District	Target	1st Dose Coverage	Percentage	2nd Dose Coverage	Percentage fully vaccinated	Precaution dose	%
Alappuzha	424565	429238	101%	401680	95%	157817	40%
Ernakulam	673885	676688	100%	622358	92%	203386	33%
Idukki	193981	194636	100%	173468	89%	39585	23%
Kannur	438602	444626	101%	413320	94%	120985	30%
Kasaragod	182460	181757	100%	160573	88%	37440	23%
Kollam	497558	499719	100%	456141	92%	138597	31%
Kottayam	418008	419896	100%	385107	92%	123541	32%
Kozhikode	526896	529452	100%	480963	91%	116433	24%
Malappuram	477642	488319	102%	435740	91%	89948	21%
Palakkad	437708	439941	101%	402962	92%	130545	33%
Pathanamthitta	311297	312427	100%	281205	90%	120066	43%
Thiruvananthapuram	630465	633293	100%	572542	91%	188748	33%
Thrissur	581781	588469	101%	559470	96%	223134	40%
Wayanad	128009	128339	100%	114598	90%	31232	27%
Grand Total	5922857	59,66,800	101%	54,60,127	92%	17,21,457	32%

TABLE 6. Age-Appropriate Group (18-44 Years) Coverage as on 21/08/2022 midnight

18-44 years Coverage as on 22/08/2022 at 12 AM							
District	Target	First Dose					
		1st Dose Coverage	Percentage	2nd Dose Coverage	Percentage fully vaccinated	Precaution dose	%
Alappuzha	744178	670854	90%	637855	86%	28024	5%
Ernakulam	1470864	1513493	103%	1244058	85%	44791	4%
Idukki	437537	420090	96%	336887	77%	8709	3%
Kannur	947964	966898	102%	838218	88%	17759	2%
Kasaragod	556876	502595	90%	413835	74%	5683	1%
Kollam	1054752	934185	89%	800630	76%	23092	3%
Kottayam	665544	656681	99%	573540	86%	14931	3%
Kozhikode	1313678	1225299	93%	980203	75%	19155	2%
Malappuram	1777378	1834575	103%	1407423	79%	21550	2%
Palakkad	1088327	1088111	100%	925945	85%	30645	4%
Pathanamthitta	460819	443982	96%	360390	78%	13673	4%
Thiruvananthapuram	1309099	1250909	96%	1073135	82%	37728	4%
Thrissur	1274465	1099736	86%	1037198	81%	59760	6%
Wayanad	361152	354971	98%	303936	84%	4773	2%
Grand Total	13462633	1,29,62,379	96%	1,09,33,253	81%	330273	3%
*Among those who have taken first dose							

TABLE 7. Age-Appropriate Group (15-17 Years) Coverage as on 21/08/2022 midnight

15-17 years Coverage as on 22/08/2022 at 12 AM					
District	Target	1st Dose Coverage	Percentage	2nd Dose Coverage	Percentage fully vaccinated
Alappuzha	80832	80172	99%	67158	83%
Ernakulam	140530	120903	86%	94604	67%
Idukki	51339	39103	76%	31550	61%
Kannur	97722	102914	105%	77379	79%
Kasaragod	60496	53002	88%	36928	61%
Kollam	105234	100053	95%	75682	72%
Kottayam	85400	72135	84%	56718	66%
Kozhikode	143028	115782	81%	67031	47%
Malappuram	241212	195264	81%	98670	41%
Palakkad	132742	119755	90%	90281	68%
Pathanamthitta	48854	40836	84%	33249	68%
Thiruvananthapuram	145238	114545	79%	82607	57%
Thrissur	123540	126333	102%	101475	82%
Wayanad	29245	37356	128%	26851	92%
Grand Total	15,34,000	13,18,153	86%	9,40,183	61%

Table 8: Age appropriate group (12-14 years) Coverage as on 21/08/2022 midnight

12-14 years Coverage as on 22/08/2022 at 12 AM					
District	Target	1st Dose Coverage	Percentage	2nd Dose Coverage	Percentage fully vaccinated
Alappuzha	43284	51253	118%	38804	90%
Ernakulam	90244	77092	85%	50308	56%
Idukki	29672	24406	82%	16224	55%
Kannur	89079	60110	67%	38523	43%
Kasaragod	39968	33052	83%	19787	50%
Kollam	69984	58216	83%	36470	52%
Kottayam	55571	46066	83%	31462	57%
Kozhikode	103644	66965	65%	29076	28%
Malappuram	159652	120042	75%	38282	24%
Palakkad	75249	64330	85%	35218	47%
Pathanamthitta	33203	23652	71%	17395	52%
Thiruvananthapuram	93804	70644	75%	48997	52%
Thrissur	99789	76431	77%	57735	58%
Wayanad	27857	22179	80%	13517	49%
Grand Total	10,11,000	7,94,438	79%	4,71,798	47%

TABLE9.State Summary (18+) as on 21/08/2022 midnight

State Summary (18+) 22/08/2022 at 12 AM							
District	Target	First Dose	Percentage	Second Dose	Percentage*	Precaution Dose	Percentage
Alappuzha	1704179	1607438	94%	1520689	89%	249200	17%
Ernakulam	2954098	3114751	105%	2697414	91%	341454	13%
Idukki	869082	898327	103%	764333	88%	70401	9%
Kannur	1913861	2009411	105%	1810503	95%	194462	11%
Kasaragod	992363	972951	98%	832252	84%	61021	8%
Kollam	2093511	2072545	99%	1833485	88%	217403	12%
Kottayam	1562022	1561767	100%	1401451	90%	185984	14%
Kozhikode	2499523	2518367	101%	2145140	86%	189651	9%
Malappuram	2988358	3145114	105%	2568123	86%	170845	7%
Palakkad	2140261	2158275	101%	1908200	89%	232337	13%
Pathanamthitta	1036488	1092979	105%	941499	91%	171606	19%
Thiruvananthapuram	2675400	2712675	101%	2394930	90%	319544	14%
Thrissur	2545664	2446402	96%	2314184	91%	401911	18%
Wayanad	659698	691490	105%	612356	93%	53500	9%
Grand Total	2,66,34,508	2,70,02,492	101%	2,37,44,559	89%	2859319	12%

*Revised target population(> 18 years) as per MOHFW is 2.67 crores

*As per letter from Additional Secretary MOHFW- D O No 2317579/2021/Imm dated 15/09/2021

TABLE 10. Achievement for the day 21/08/2022 midnight

Daily achievement		21/08/2022		
District	First Dose	Second Dose	Precaution dose	Total Doses Administered
Alappuzha	0	0	0	0
Ernakulam	2	6	28	36
Idukki	0	0	0	0
Kannur	0	0	0	0
Kasaragod	1	0	1	2
Kollam	1	2	6	9
Kottayam	0	0	0	0
Kozhikode	2	2	3	7
Malappuram	0	2	0	2
Palakkad	0	3	2	5
Pathanamthitta	0	0	0	0
Thiruvananthapuram	15	31	86	132
Thrissur	1	2	7	10
Wayanad	0	0	0	0
Grand Total	22	48	133	203

** Vaccine stock details couldn't be downloaded from e-VIN portal as the portal is down.

TABLE11.COVID Vaccination related sites

support@cowin.gov.in https://www.cowin.gov.in/home https://dashboard.kerala.gov.in/ https://dhs.kerala.gov.in/https://aogyakeralam.gov.in/https://sha.kerala.gov.in/

TABLE10.COVID Vaccination related Helpline numbers

National/State/District	Line1	Line2	Line3
National Helpline	1075	+91 1123978046	0120 4473222
Disha	1056	04712552056	
StateCallCenter	04712309251	04712309252	04712309255
Thiruvananthapuram	9188610100	1077	
Kollam	04742797609	8589015556	
Pathanamthitta	04682222515	04682228220	
Alappuzha	04772239999		
Kottayam	04812565200	04812304800	04812581900
Idukki	18004255640	04862232220	04862233118
Ernakulam	9072303861		
Thrissur	9400066921	9400066922	9400066923
Palakkad	04912505264	04912505189	8943341439
Malappuram	04832733253	04832737858	04832733252
Kozhikode	7594001442		
Wayanad	04936202343	04936202375	9072510900
Kannur	04972700194		
Kasargod	9061076590	9061079244	9061078026