



കേരള സർക്കാർ

www.health.kerala.gov.in

**COVID-19 OUTBREAK CONTROL AND PREVENTION STATE CELL
HEALTH&FAMILY WELFARE DEPARTMENT
Govt of Kerala**

controlroomdhskerala@gmail.com

www.dhs.kerala.gov.in

Kerala HEALTH-COVID-19 DAILY VACCINATION BULLETIN

Date: 22/08/2022

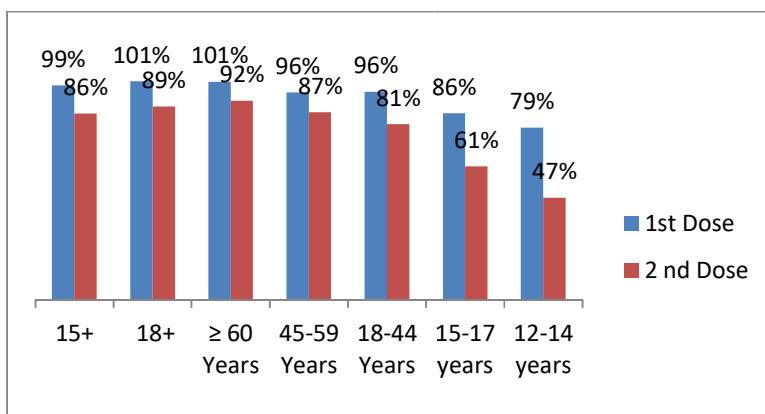
**OUR HEALTH OUR RESPONSIBILITY
VACCINE ADVISORY**

- *People who are vaccinated with Covid Vaccine are reported to have reduced Covid related ICU admissions, serious disease and death.*
- *Early vaccination is useful to safeguard our life from this deadly disease.*
- *Vaccination sessions are planned as per the availability of vaccine. All are requested to cooperate.*
- *After receiving the first dose, second dose of Covishield vaccine is to be taken between 12–16weeks and second dose of Covaxin between 4-6 weeks.*
- *Covid vaccination is currently available to all above 12years. Children in 12-14 age group will get Corbevax and Children in 15-18 age group will get Covaxin.*
- *All person above 18 years will get precaution dose after 9 months or 39 weeks from the second dose. Health Staffs, Frontline workers and people above 60 years will get precaution dose free of cost from government CVC and others will get precaution dose from private CVC at the rate fixed by the Government . The Same vaccine administered as first and second dose is to be taken as precaution dose. People above 60 years with co-morbidities should take medical advice before receiving precaution dose.*
- *Vaccination is available free of cost in all Government covid vaccination centers, and at a nominal rate (as per the Gol order F.No.2079203/2021/Immunization) in selected private Hospitals.*
- **ENSURE ALL YOUR ELIGIBLE FAMILY MEMBERS ARE PROTECTED BY RECEIVING ANY OF THE AVAILABLE COVID VACCINE.**
- **“COVAXIN, COVISHIELD AND CORBEVAX ARE EQUALLY EFFECTIVE AND SAFE”**
- **“BE FULLY PROTECTED – GET THE SECOND DOSE AND PRECAUTION DOSE AT YOUR SCHEDULED TIME”**

ANALYSIS

COVID-19 mass vaccinations are showing signs of preventing illness and steep decline in cases and hospital admissions in countries which done vaccination. Kerala started its vaccination for health care workers from January 16, 2021. The COVID-19 Vaccines Operational Guidelines issued by the Ministry of Health and Family Welfare, Govt. of India, 28th December 2020 and all subsequent Guidelines issued by Ministry of Health and Family Welfare, Govt of India are followed at the sites and all vaccination lanes

Summary of COVID Vaccine Administered as on 22/08/2022 midnight




99% of eligible population vaccinated with a single dose till August 22

86% of eligible population vaccinated with double dose till August 22

State has vaccinated about **86%** of children aged 15 - 17 years with a single dose

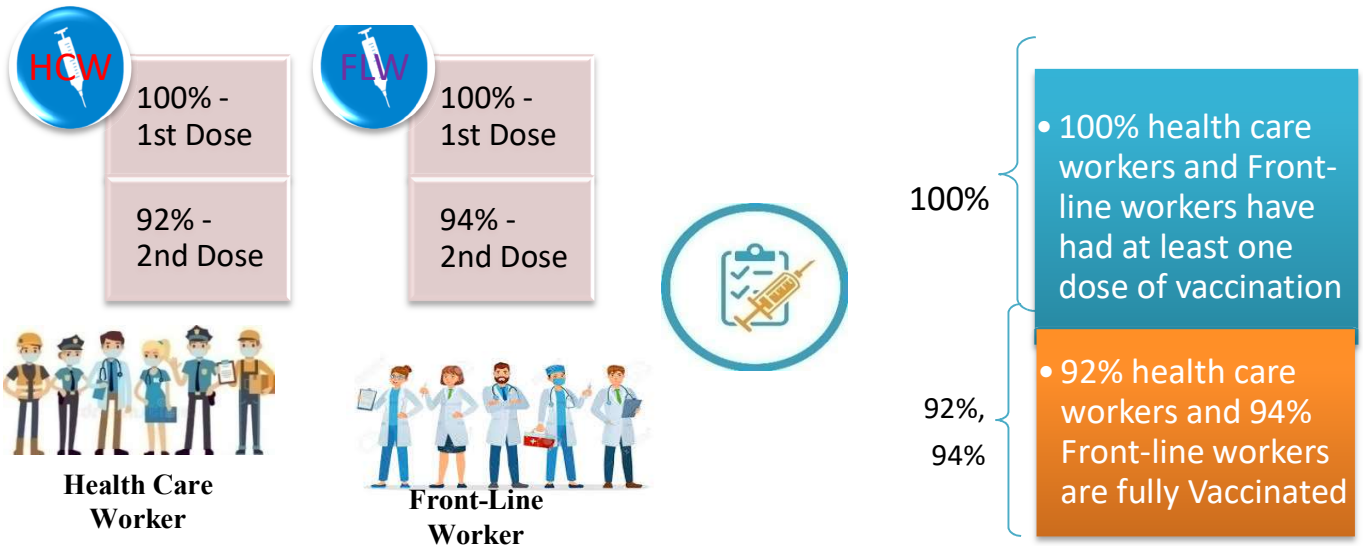
Time Line of Vaccination Coverage



Kerala began administration of COVID 19 Vaccines on 16th January, 2021. As of 22th August 2022, Kerala has administered over 55 million doses overall, including first and second doses of vaccines.


Over 99 per cent of the eligible population (15 + years) in Kerala has been administered the first dose of the Covid-19 vaccine. The state has achieved the target within 510 days since the beginning of the vaccination drive on January 16, 2021

Health Care Workers & Front-line Workers Vaccinated



Are You Vaccinated? You Still Need to Practice: SMS

- Even after vaccination, follow COVID appropriate behavior
- Practice Social Distancing and greet without physical contact
- Always wear clean face mask
- Wash your hands thoroughly and frequently or use hand sanitizer
- Follow the current COVID 19 guidelines to prevent further spread
- Stay Safe. Stay Strong. Get Vaccinated



Even After Getting Vaccinated Keep Taking Precautions to Protect Your Self



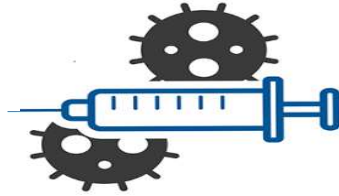
The Race Towards Full Vaccination - Weekly Trend

30th July – 5th Aug, 2022

Kerala Administered over

1.87 Lakh

COVID Vaccine Doses during 30th July to 5th Aug, 2022



From 30th July to 5th Aug, 2022 on average

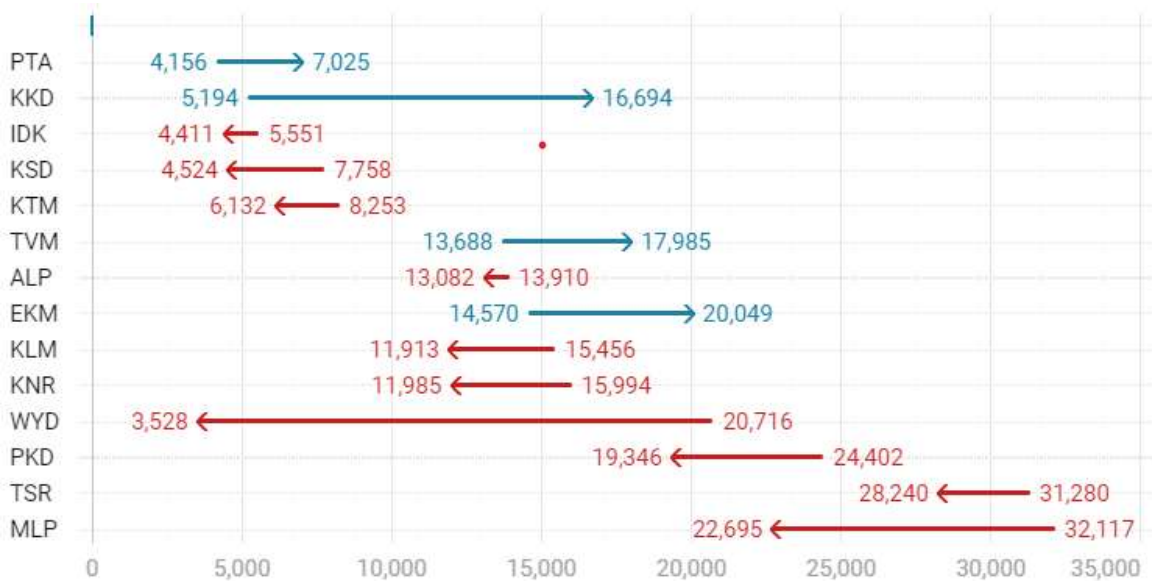
0.27 lakh

doses were administered daily.

Average Doses Administered Per day per week (in 1000)



Trend in average per day vaccination (in 1000) for the last two weeks

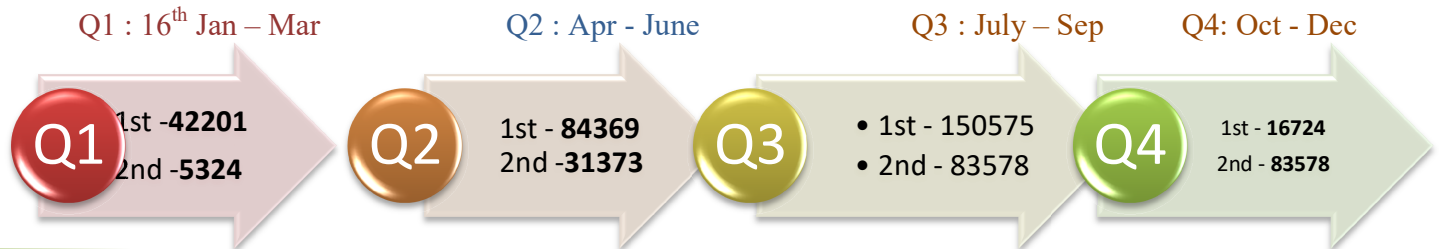


Race Against Time – Vaccination Quarterly Status

(Q1:16th Jan-Mar, Q2: Apr-June, Q3: July-Sep, Q4: Oct - Dec)

Daily Average Doses Administered per Quarter

In the first Quarter, only 42201 first doses and 5324 second doses were administered daily on average. During the second, third and fourth quarters, the daily vaccination of the first and second doses increased significantly.



Vaccination Achievement per Quarter

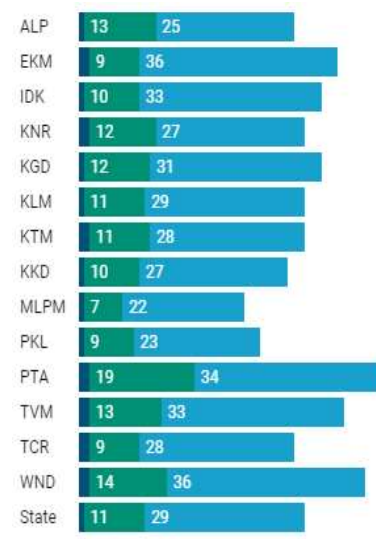
In the third quarter of the immunization drive, 52% of the eligible population (18 + age) in Kerala were given the first dose and 29% the second dose.

■ Q1 ■ Q2 ■ Q3

First Dose

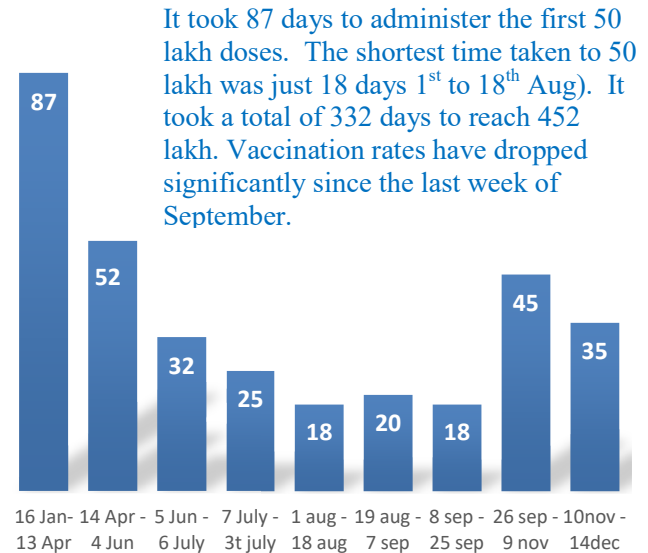


Second Dose



Dose Progression

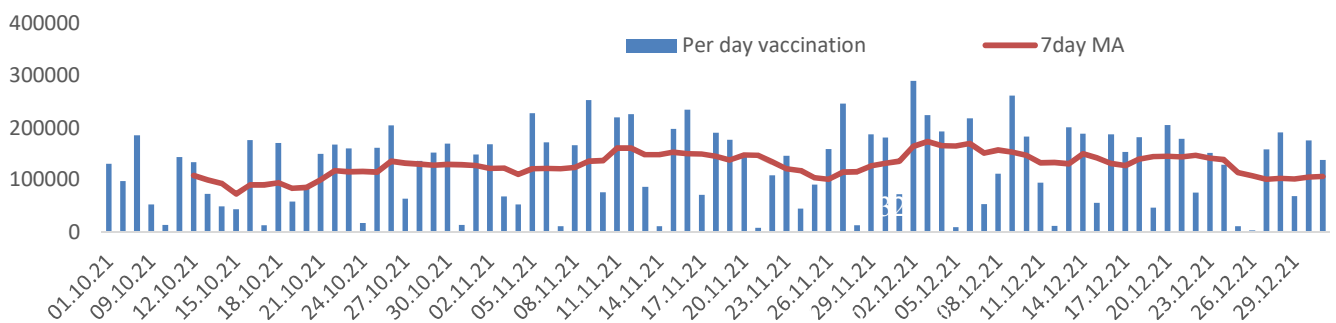
The chart shows the days taken for total COVID-19 Vaccination doses (both first and second) in Kerala to cross every 50 lakh dose mark



It took 87 days to administer the first 50 lakh doses. The shortest time taken to 50 lakh was just 18 days 1st to 18th Aug). It took a total of 332 days to reach 452 lakh. Vaccination rates have dropped significantly since the last week of September.

Vaccine Administered per Day and 7 days Moving Average in Last Quarter (Oct -Dec)

The seven-day moving average of daily doses in the last quarter showed a peak on December 2nd and continued to fluctuate thereafter



Important Message to the Public

- a. *Infection or infection rate is only a part and disease manifestation of disease is to be monitored*
- b. *Fatality among vaccinated people is very less. Disease severity among vaccinated people is less.*
- c. *People with comorbidity should be careful. Once detected covid positive they should get admitted and do not stay at home.*
- d. *Death in covid positive cases are among unvaccinated people, especially having comorbidities like Diabetes and Hypertension*
- e. *Late arrival to hospitals is one of the reason for Death among people with comorbidities*
- f. *Vaccinated people, only if symptomatic are advised to consult Doctor.*
- g. *Non Vaccinated people, if symptomatic, may do RTPCR test*
- h. *Antigen testing is only for emergency purpose*
- i. *Non vaccinated people with co-morbidities to do testing by RTPCR and consult doctor*
- j. *Repeat RTPCR is not needed among the people who are detected COVID positive in the previous 2 months*
- k. *All young person detected positive and at home isolation should do glucose test*

TABLE1.Total Vaccination done in the State as on 22/08/2022 midnight

State Summary (15+ years)-Total doses administered till 23/08/2022 at 12 AM								
District	Target	First Dose	Percent age	Second Dose	Percentage*	Precaution Dose	Percentage	Total doses administered
Alappuzha	1829568	1738888	95%	1626762	89%	251344	17%	36,16,994
Ernakulam	3217878	3312762	104%	2842403	89%	342259	13%	64,97,424
Idukki	950762	961843	101%	812158	85%	70478	9%	18,44,479
Kannur	2100307	2172580	103%	1926695	92%	195211	11%	42,94,486
Kasaragod	1092141	1059040	97%	889057	81%	61199	8%	20,09,296
Kollam	2268371	2230831	98%	1945704	86%	218011	12%	43,94,546
Kottayam	1704500	1679979	99%	1489691	87%	186324	14%	33,55,994
Kozhikode	2746273	2701200	98%	2241496	82%	191043	9%	51,33,739
Malappuram	3386535	3460544	102%	2705669	80%	172358	7%	63,38,571
Palakkad	2349082	2342385	100%	2033863	87%	234097	13%	46,10,345
Pathanamthitta	1118564	1157475	103%	992162	89%	171942	19%	23,21,579
Thiruvananthapuram	2914006	2897878	99%	2526599	87%	320068	14%	57,44,545
Thrissur	2767777	2649190	96%	2473516	89%	402952	18%	55,25,658
Wayanad	716933	751253	105%	652992	91%	53653	9%	14,57,898
Grand Total	29,162,697	2,91,15,848	99%	2,51,58,767	86%	28,70,939	13%	5,71,45,554

TABLE2.Covid-19 Vaccination Center Functional in the State as on 22/08/2022 midnight(23/08/2022 12AM)

DISTRICTS	12+	15+	18+	Total
Alappuzha	0	0	87	87
Ernakulam	0	3	33	36
Idukki	3	5	6	14
Kannur	7	2	30	39
Kasaragod	24	12	40	76
Kollam	2	5	23	30
Kottayam	0	18	32	50
Kozhikode	1	5	90	96
Malappuram	5	11	41	57
Palakkad	1	2	24	27
Pathanamthitta	1	1	7	9
Thiruvananthapuram	0	0	11	11
Thrissur	0	4	136	140
Wayanad	2	2	4	8
GrandTotal	46	70	564	680

TABLE3. Health Care Workers Coverage as on 22/08/2022 midnight

<i>DISTRICT</i>	<i>1st DOSE</i>	<i>2nd Dose</i>	<i>% fully vaccinated</i>	<i>Precaution dose</i>	<i>Precaution dose (%) *</i>
Alappuzha	29023	27261	94%	15195	56%
Ernakulam	85572	75889	89%	34525	46%
Idukki	13556	13027	96%	6714	52%
Kannur	40390	37574	93%	19927	53%
Kasaragod	11611	10827	93%	5228	48%
Kollam	36043	33847	94%	16805	50%
Kottayam	38708	36345	94%	18568	51%
Kozhikode	52736	47984	91%	20105	42%
Malappuram	44835	42032	94%	19921	48%
Palakkad	34677	32046	92%	17086	53%
Pathanamthitta	29338	25116	86%	13193	53%
Thiruvananthapuram	73435	66456	90%	30150	46%
Thrissur	51910	49227	95%	29220	59%
Wayanad	13980	13300	95%	7101	53%
Grand Total	555814	510931	92%	253738	50%

1st Dose coverage for HCW is 100%

*Proportion of beneficiaries who are eligible (completed 9 months after 2nd dose)

TABLE4. Frontline workers Coverage as on 22/08/2022 midnight

<i>DISTRICT</i>	<i>1st dose</i>	<i>2nd Dose</i>	<i>% fully vaccinated</i>	<i>Precaution dose</i>	<i>Precaution dose(%) *</i>
Alappuzha	39133	36778	94%	15010	41%
Ernakulam	54937	50387	92%	20311	40%
Idukki	22997	21368	93%	6487	30%
Kannur	41386	39989	97%	14322	36%
Kasaragod	24615	22505	91%	6895	31%
Kollam	42237	38884	92%	12100	31%
Kottayam	32142	30621	95%	12295	40%
Kozhikode	55275	52591	95%	11093	21%
Malappuram	53922	51318	95%	15829	31%
Palakkad	48097	45581	95%	19046	42%
Pathanamthitta	25252	22561	89%	8103	36%
Thiruvananthapuram	73014	67693	93%	26716	40%
Thrissur	41911	40763	97%	21046	52%
Wayanad	17022	16102	95%	4670	29%
Grand Total	571940	537141	94%	193923	36%

1st Dose coverage for FLW is 100%

*Proportion of beneficiaries who are eligible (completed 9 months after 2nd dose)

TABLE5.Age-Appropriate Group (45-59 Years) Coverage as on 22/08/2022 midnight

Table 5: Age appropriate group (45-59 years) coverage							
45-59 years Coverage as on		23/08/2022		at 12 AM			
District	Target	1st Dose Coverage	Percentage	2nd Dose Coverage	Percentage fully vaccinated	Precaution dose	%
Alappuzha	535436	439195	82%	417134	78%	34085	8%
Ernakulam	809349	784061	97%	704732	87%	38729	6%
Idukki	237564	247048	104%	219584	92%	8933	4%
Kannur	527295	516114	98%	481414	91%	21793	5%
Kasaragod	253027	252374	100%	224516	89%	5854	3%
Kollam	541201	560363	104%	503990	93%	27036	5%
Kottayam	478470	414341	87%	375840	79%	16800	5%
Kozhikode	658949	655612	99%	583431	89%	23438	4%
Malappuram	733338	723472	99%	631659	86%	24235	4%
Palakkad	614226	547450	89%	501688	82%	35826	7%
Pathanamthitta	264372	281980	107%	252230	95%	16747	7%
Thiruvananthapuram	735836	682026	93%	615109	84%	36410	6%
Thrissur	689418	664379	96%	627536	91%	69159	11%
Wayanad	170537	177179	104%	164420	96%	5782	4%
Grand Total	7249018	69,45,594	96%	63,03,283	87%	364827	6%

TABLE6.Age-Appropriate Group (≥60 Years) Coverage as on 22/08/2022midnight

Table 6: Age appropriate group (≥ 60 years) coverage							
≥ 60 years Coverage as on		23/08/2022		at 12 AM			
District	Target	1st Dose Coverage	Percentage	2nd Dose Coverage	Percentage fully vaccinated	Precaution dose	%
Alappuzha	424565	429238	101%	401690	95%	158285	40%
Ernakulam	673885	676691	100%	622372	92%	203563	33%
Idukki	193981	194636	100%	173469	89%	39598	23%
Kannur	438602	444626	101%	413325	94%	121093	30%
Kasaragod	182460	181757	100%	160575	88%	37458	23%
Kollam	497558	499720	100%	456144	92%	138721	31%
Kottayam	418008	419896	100%	385109	92%	123596	32%
Kozhikode	526896	529453	100%	480977	91%	116730	25%
Malappuram	477642	488326	102%	435754	91%	90254	21%
Palakkad	437708	439941	101%	402964	92%	130865	33%
Pathanamthitta	311297	312430	100%	281207	90%	120120	43%
Thiruvananthapuram	630465	633294	100%	572548	91%	188809	33%
Thrissur	581781	588470	101%	559475	96%	223350	40%
Wayanad	128009	128340	100%	114600	90%	31255	27%
Grand Total	5922857	59,66,818	101%	54,60,209	92%	17,23,697	32%

TABLE 6. Age-Appropriate Group (18-44 Years) Coverage as on 22/08/2022 midnight

18-44 years Coverage as on 23/08/2022 at 12 AM							
District	Target	First Dose					
		1st Dose Coverage	Percentage	2nd Dose Coverage	Percentage fully vaccinated	Precaution dose	%
Alappuzha	744178	670871	90%	637925	86%	28769	5%
Ernakulam	1470864	1513504	103%	1244105	85%	45131	4%
Idukki	437537	420093	96%	336896	77%	8746	3%
Kannur	947964	966912	102%	838258	88%	18076	2%
Kasaragod	556876	502613	90%	413872	74%	5764	1%
Kollam	1054752	934197	89%	800674	76%	23349	3%
Kottayam	665544	656690	99%	573571	86%	15065	3%
Kozhikode	1313678	1225377	93%	980404	75%	19677	2%
Malappuram	1777378	1834647	103%	1407677	79%	22119	2%
Palakkad	1088327	1088127	100%	926064	85%	31274	4%
Pathanamthitta	460819	443987	96%	360401	78%	13779	4%
Thiruvananthapuram	1309099	1250917	96%	1073163	82%	37983	4%
Thrissur	1274465	1099749	86%	1037248	81%	60177	6%
Wayanad	361152	354975	98%	303963	84%	4845	2%
Grand Total	13462633	1,29,62,659	96%	1,09,34,221	81%	334754	3%
*Among those who have taken first dose							

TABLE 7. Age-Appropriate Group (15-17 Years) Coverage as on 22/08/2022 midnight

15-17 years Coverage as on 23/08/2022 at 12 AM					
District	Target	1st Dose Coverage	Percentage	2nd Dose Coverage	Percentage fully vaccinated
Alappuzha	80832	80172	99%	67160	83%
Ernakulam	140530	120905	86%	94610	67%
Idukki	51339	39105	76%	31564	61%
Kannur	97722	102927	105%	77452	79%
Kasaragod	60496	53005	88%	36937	61%
Kollam	105234	100055	95%	75684	72%
Kottayam	85400	72136	84%	56741	66%
Kozhikode	143028	115782	81%	67033	47%
Malappuram	241212	195273	81%	98717	41%
Palakkad	132742	119757	90%	90284	68%
Pathanamthitta	48854	40836	84%	33252	68%
Thiruvananthapuram	145238	114545	79%	82615	57%
Thrissur	123540	126335	102%	101481	82%
Wayanad	29245	37400	128%	26922	92%
Grand Total	15,34,000	13,18,233	86%	9,40,452	61%

Table 8: Age appropriate group (12-14 years) Coverage as on 22/08/2022 midnight

12-14 years Coverage as on 23/08/2022 at 12 AM					
District	Target	1st Dose Coverage	Percentage	2nd Dose Coverage	Percentage fully vaccinated
Alappuzha	43284	51256	118%	38814	90%
Ernakulam	90244	77092	85%	50308	56%
Idukki	29672	24408	82%	16250	55%
Kannur	89079	60225	68%	38683	43%
Kasaragod	39968	33065	83%	19825	50%
Kollam	69984	58216	83%	36481	52%
Kottayam	55571	46066	83%	31464	57%
Kozhikode	103644	66965	65%	29076	28%
Malappuram	159652	120069	75%	38512	24%
Palakkad	75249	64336	85%	35236	47%
Pathanamthitta	33203	23652	71%	17395	52%
Thiruvananthapuram	93804	70647	75%	49015	52%
Thrissur	99789	76436	77%	57786	58%
Wayanad	27857	22357	80%	13685	49%
Grand Total	10,11,000	7,94,790	79%	4,72,530	47%

TABLE9.State Summary (18+) as on 22/08/2022 midnight

State Summary (18+) 23/08/2022 at 12 AM							
District	Target	First Dose	Percentage	Second Dose	Percentage*	Precaution Dose	Percentage
Alappuzha	1704179	1607460	94%	1520788	89%	251344	17%
Ernakulam	2954098	3114765	105%	2697485	91%	342259	13%
Idukki	869082	898330	103%	764344	88%	70478	9%
Kannur	1913861	2009428	105%	1810560	95%	195211	11%
Kasaragod	992363	972970	98%	832295	84%	61199	8%
Kollam	2093511	2072560	99%	1833539	88%	218011	12%
Kottayam	1562022	1561777	100%	1401486	90%	186324	14%
Kozhikode	2499523	2518453	101%	2145387	86%	191043	9%
Malappuram	2988358	3145202	105%	2568440	86%	172358	7%
Palakkad	2140261	2158292	101%	1908343	89%	234097	13%
Pathanamthitta	1036488	1092987	105%	941515	91%	171942	19%
Thiruvananthapuram	2675400	2712686	101%	2394969	90%	320068	14%
Thrissur	2545664	2446419	96%	2314249	91%	402952	18%
Wayanad	659698	691496	105%	612385	93%	53653	9%
Grand Total	2,66,34,508	2,70,02,825	101%	2,37,45,785	89%	2870939	13%

*Revised target population(> 18 years) as per MOHFW is 2.67 crores

*As per letter from Additional Secretary MOHFW- D O No 2317579/2021/Imm dated 15/09/2021

TABLE 10. Achievement for the day 22/08/2022 midnight

Daily achievement 22/08/2022				
District	First Dose	Second Dose	Precaution dose	Total Doses Administered
Alappuzha	25	111	2144	2280
Ernakulam	16	77	805	898
Idukki	7	51	77	135
Kannur	145	290	749	1184
Kasaragod	35	90	178	303
Kollam	17	67	608	692
Kottayam	11	60	340	411
Kozhikode	85	248	1390	1723
Malappuram	121	594	1513	2228
Palakkad	25	164	1760	1949
Pathanamthitta	8	19	336	363
Thiruvananthapuram	14	65	524	603
Thrissur	24	121	1040	1185
Wayanad	228	268	153	649
Grand Total	761	2225	11617	14603

** Vaccine stock details couldn't be downloaded from e-VIN portal as the portal is down.

TABLE11.COVID Vaccination related sites

support@cowin.gov.in https://www.cowin.gov.in/home https://dashboard.kerala.gov.in/ https://dhs.kerala.gov.in/https://aogyakeralam.gov.in/https://sha.kerala.gov.in/

TABLE10.COVID Vaccination related Helpline numbers

National/State/District	Line1	Line2	Line3
National Helpline	1075	+91 1123978046	0120 4473222
Disha	1056	04712552056	
StateCallCenter	04712309251	04712309252	04712309255
Thiruvananthapuram	9188610100	1077	
Kollam	04742797609	8589015556	
Pathanamthitta	04682222515	04682228220	
Alappuzha	04772239999		
Kottayam	04812565200	04812304800	04812581900
Idukki	18004255640	04862232220	04862233118
Ernakulam	9072303861		
Thrissur	9400066921	9400066922	9400066923
Palakkad	04912505264	04912505189	8943341439
Malappuram	04832733253	04832737858	04832733252
Kozhikode	7594001442		
Wayanad	04936202343	04936202375	9072510900
Kannur	04972700194		
Kasargod	9061076590	9061079244	9061078026