



കേരള സർക്കാർ

www.health.kerala.gov.in

**COVID-19 OUTBREAK CONTROL AND PREVENTION STATE CELL
HEALTH&FAMILY WELFARE DEPARTMENT
Govt of Kerala**

controlroomdhskerala@gmail.com

www.dhs.kerala.gov.in

Kerala HEALTH-COVID-19 DAILY VACCINATION BULLETIN

Date: 23/08/2022

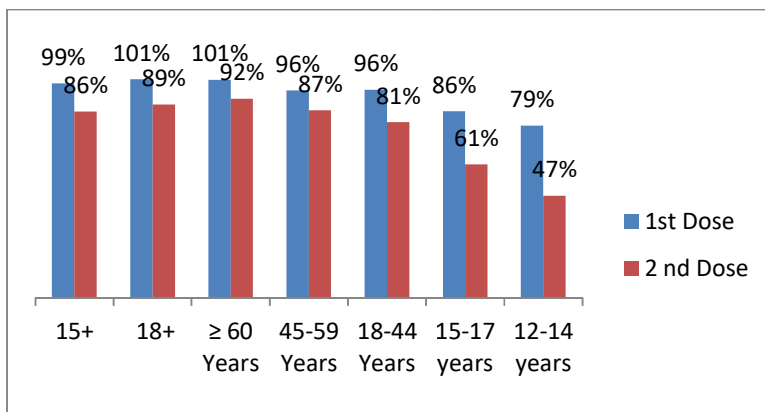
**OUR HEALTH OUR RESPONSIBILITY
VACCINE ADVISORY**

- *People who are vaccinated with Covid Vaccine are reported to have reduced Covid related ICU admissions, serious disease and death.*
- *Early vaccination is useful to safeguard our life from this deadly disease.*
- *Vaccination sessions are planned as per the availability of vaccine. All are requested to cooperate.*
- *After receiving the first dose, second dose of Covishield vaccine is to be taken between 12–16weeks and second dose of Covaxin between 4-6 weeks.*
- *Covid vaccination is currently available to all above 12years. Children in 12-14 age group will get Corbevax and Children in 15-18 age group will get Covaxin.*
- *All person above 18 years will get precaution dose after 9 months or 39 weeks from the second dose. Health Staffs, Frontline workers and people above 60 years will get precaution dose free of cost from government CVC and others will get precaution dose from private CVC at the rate fixed by the Government . The Same vaccine administered as first and second dose is to be taken as precaution dose. People above 60 years with co-morbidities should take medical advice before receiving precaution dose.*
- *Vaccination is available free of cost in all Government covid vaccination centers, and at a nominal rate (as per the Gol order F.No.2079203/2021/Immunization) in selected private Hospitals.*
- **ENSURE ALL YOUR ELIGIBLE FAMILY MEMBERS ARE PROTECTED BY RECEIVING ANY OF THE AVAILABLE COVID VACCINE.**
- **“COVAXIN, COVISHIELD AND CORBEVAX ARE EQUALLY EFFECTIVE AND SAFE”**
- **“BE FULLY PROTECTED – GET THE SECOND DOSE AND PRECAUTION DOSE AT YOUR SCHEDULED TIME”**

ANALYSIS


COVID-19 mass vaccinations are showing signs of preventing illness and steep decline in cases and hospital admissions in countries which done vaccination. Kerala started its vaccination for health care workers from January 16, 2021. The COVID-19 Vaccines Operational Guidelines issued by the Ministry of Health and Family Welfare, Govt. of India, 28th December 2020 and all subsequent Guidelines issued by Ministry of Health and Family Welfare, Govt of India are followed at the sites and all vaccination lanes

Summary of COVID Vaccine Administered as on 23/08/2022 midnight



- 99%** of eligible population vaccinated with a single dose till August 23
- 86%** of eligible population vaccinated with double dose till August 23
- State has vaccinated about **86%** of children aged 15 - 17 years with a single dose

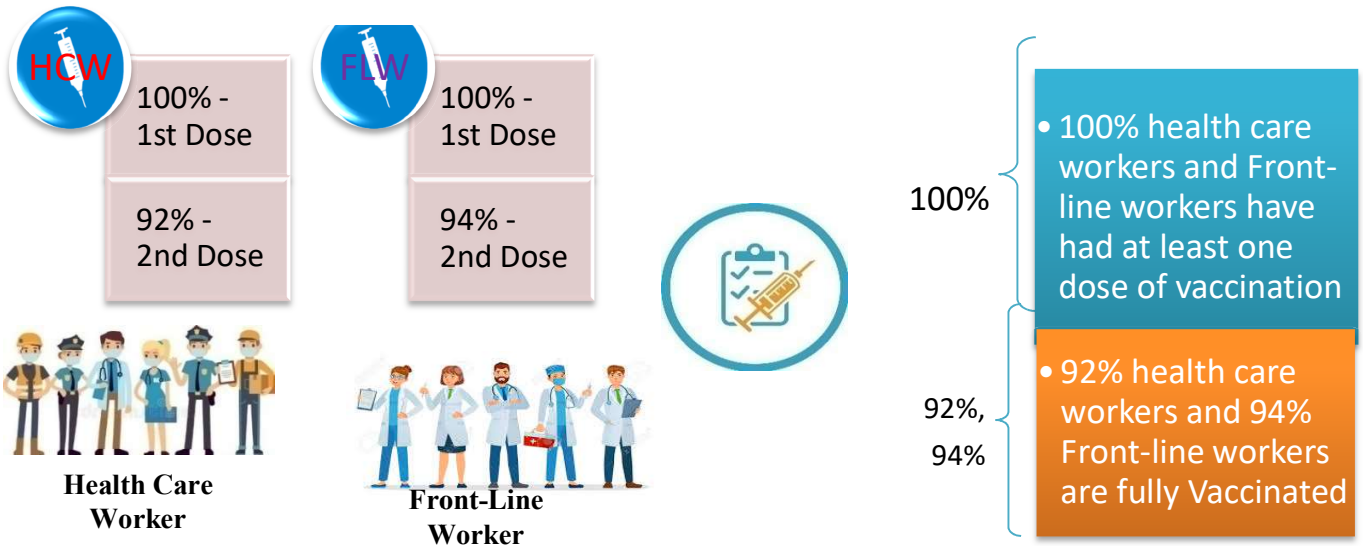
Time Line of Vaccination Coverage



Kerala began administration of COVID 19 Vaccines on 16th January, 2021. As of 23th August 2022, Kerala has administered over 55 million doses overall, including first and second doses of vaccines.


Over 99 per cent of the eligible population (15 + years) in Kerala has been administered the first dose of the Covid-19 vaccine. The state has achieved the target within 510 days since the beginning of the vaccination drive on January 16, 2021

Health Care Workers & Front-line Workers Vaccinated



Are You Vaccinated? You Still Need to Practice: SMS

- Even after vaccination, follow COVID appropriate behavior
- Practice Social Distancing and greet without physical contact
- Always wear clean face mask
- Wash your hands thoroughly and frequently or use hand sanitizer
- Follow the current COVID 19 guidelines to prevent further spread
- Stay Safe. Stay Strong. Get Vaccinated



Even After Getting Vaccinated Keep Taking Precautions to Protect Your Self



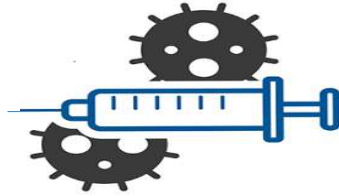
The Race Towards Full Vaccination - Weekly Trend

30th July – 5th Aug, 2022

Kerala Administered over

1.87 Lakh

COVID Vaccine Doses during 30th July to 5th Aug, 2022



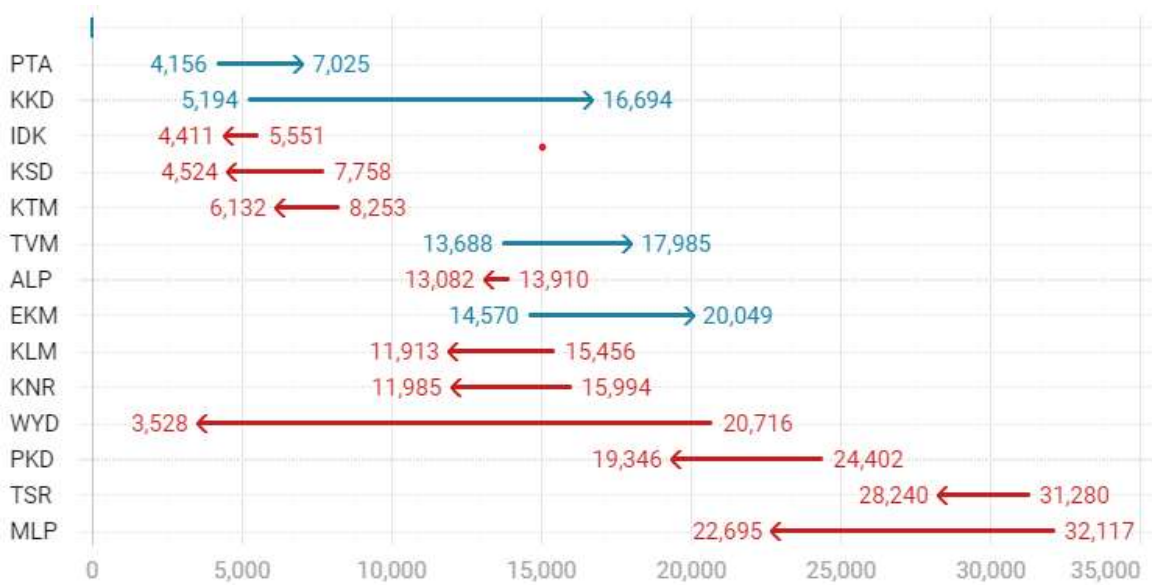
From 30th July to 5th Aug, 2022 on average

0.27 lakh doses were administered daily.

Average Doses Administered Per day per week (in 1000)



Trend in average per day vaccination (in 1000) for the last two weeks

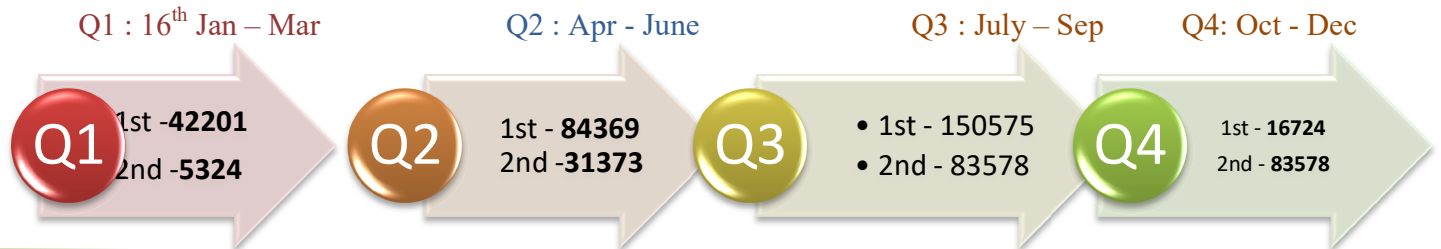


Race Against Time – Vaccination Quarterly Status

(Q1:16th Jan-Mar, Q2: Apr-June, Q3: July-Sep, Q4: Oct - Dec)

Daily Average Doses Administered per Quarter

In the first Quarter, only 42201 first doses and 5324 second doses were administered daily on average. During the second, third and fourth quarters, the daily vaccination of the first and second doses increased significantly.



Vaccination Achievement per Quarter

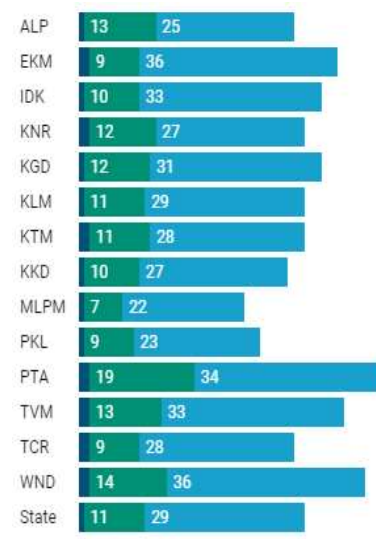
In the third quarter of the immunization drive, 52% of the eligible population (18 + age) in Kerala were given the first dose and 29% the second dose.

■ Q1 ■ Q2 ■ Q3

First Dose

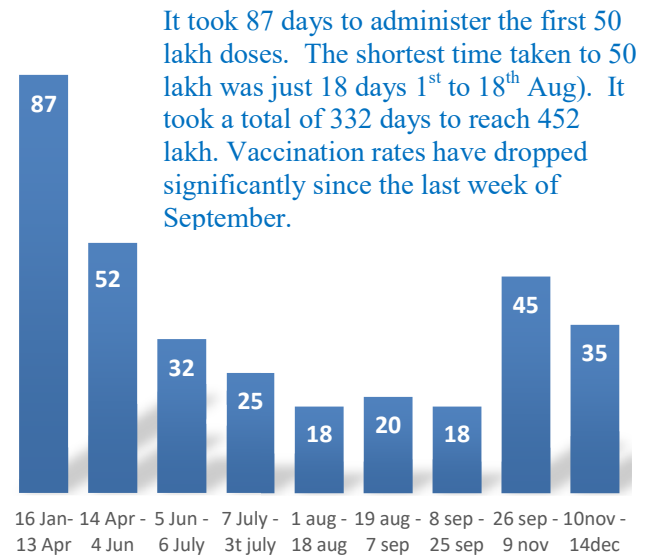


Second Dose



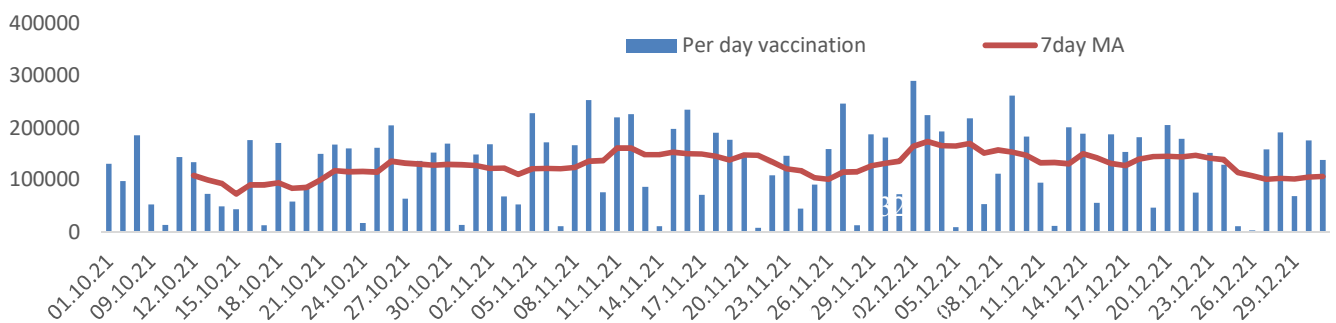
Dose Progression

The chart shows the days taken for total COVID-19 Vaccination doses (both first and second) in Kerala to cross every 50 lakh dose mark



Vaccine Administered per Day and 7 days Moving Average in Last Quarter (Oct -Dec)

The seven-day moving average of daily doses in the last quarter showed a peak on December 2nd and continued to fluctuate thereafter



Important Message to the Public

- a. *Infection or infection rate is only a part and disease manifestation of disease is to be monitored*
- b. *Fatality among vaccinated people is very less. Disease severity among vaccinated people is less.*
- c. *People with comorbidity should be careful. Once detected covid positive they should get admitted and do not stay at home.*
- d. *Death in covid positive cases are among unvaccinated people, especially having comorbidities like Diabetes and Hypertension*
- e. *Late arrival to hospitals is one of the reason for Death among people with comorbidities*
- f. *Vaccinated people, only if symptomatic are advised to consult Doctor.*
- g. *Non Vaccinated people, if symptomatic, may do RTPCR test*
- h. *Antigen testing is only for emergency purpose*
- i. *Non vaccinated people with co-morbidities to do testing by RTPCR and consult doctor*
- j. *Repeat RTPCR is not needed among the people who are detected COVID positive in the previous 2 months*
- k. *All young person detected positive and at home isolation should do glucose test*

TABLE1.Total Vaccination done in the State as on 23/08/2022 midnight

State Summary (15+ years)-Total doses administered till 24/08/2022 at 12 AM								
District	Target	First Dose	Percent age	Second Dose	Percentage*	Precaution Dose	Percentage	Total doses administered
Alappuzha	1829568	1738901	95%	1626796	89%	251916	17%	36,17,613
Ernakulam	3217878	3312806	104%	2842622	89%	344454	13%	64,99,882
Idukki	950762	961847	101%	812197	85%	70593	9%	18,44,637
Kannur	2100307	2172628	103%	1926812	92%	196047	11%	42,95,487
Kasaragod	1092141	1059089	97%	889214	81%	61284	8%	20,09,587
Kollam	2268371	2230872	98%	1945876	86%	219149	12%	43,95,897
Kottayam	1704500	1680013	99%	1489868	87%	187623	14%	33,57,504
Kozhikode	2746273	2701220	98%	2241560	82%	191294	9%	51,34,074
Malappuram	3386535	3460592	102%	2705838	80%	173039	7%	63,39,469
Palakkad	2349082	2342418	100%	2034039	87%	235386	13%	46,11,843
Pathanamthitta	1118564	1157506	103%	992258	89%	173389	19%	23,23,153
Thiruvananthapuram	2914006	2897934	99%	2526819	87%	322014	14%	57,46,767
Thrissur	2767777	2649212	96%	2473656	89%	404028	18%	55,26,896
Wayanad	716933	751302	105%	653087	91%	53978	9%	14,58,367
Grand Total	29,162,697	2,91,16,340	99%	2,51,60,642	86%	28,84,194	13%	5,71,61,176

TABLE2.Covid-19 Vaccination Center Functional in the State as on 23/08/2022 midnight(24/08/2022 12AM)

DISTRICTS	12+	15+	18+	Total
Alappuzha	0	0	9	9
Ernakulam	0	8	71	79
Idukki	1	3	6	10
Kannur	2	3	30	35
Kasaragod	8	8	9	25
Kollam	1	10	45	56
Kottayam	0	0	152	152
Kozhikode	1	3	22	26
Malappuram	2	3	21	26
Palakkad	3	7	21	31
Pathanamthitta	0	9	42	51
Thiruvananthapuram	0	0	127	127
Thrissur	6	79	98	183
Wayanad	1	1	2	4
GrandTotal	25	134	655	814

TABLE3. Health Care Workers Coverage as on 23/08/2022 midnight

<i>DISTRICT</i>	<i>1st DOSE</i>	<i>2nd Dose</i>	<i>% fully vaccinated</i>	<i>Precaution dose</i>	<i>Precaution dose (%) *</i>
Alappuzha	29023	27261	94%	15206	56%
Ernakulam	85572	75890	89%	34574	46%
Idukki	13556	13027	96%	6717	52%
Kannur	40390	37574	93%	19937	53%
Kasaragod	11611	10827	93%	5228	48%
Kollam	36043	33848	94%	16836	50%
Kottayam	38708	36345	94%	18599	51%
Kozhikode	52736	47984	91%	20116	42%
Malappuram	44835	42032	94%	19936	48%
Palakkad	34677	32046	92%	17104	54%
Pathanamthitta	29338	25118	86%	13230	53%
Thiruvananthapuram	73435	66458	90%	30178	46%
Thrissur	51910	49227	95%	29239	60%
Wayanad	13982	13301	95%	7218	54%
Grand Total	555816	510938	92%	254118	50%

1st Dose coverage for HCW is 100%

*Proportion of beneficiaries who are eligible (completed 9 months after 2nd dose)

TABLE4. Frontline workers Coverage as on 23/08/2022 midnight

<i>DISTRICT</i>	<i>1st dose</i>	<i>2nd Dose</i>	<i>% fully vaccinated</i>	<i>Precaution dose</i>	<i>Precaution dose(%) *</i>
Alappuzha	39133	36778	94%	15027	41%
Ernakulam	54937	50389	92%	20326	40%
Idukki	22997	21368	93%	6488	30%
Kannur	41386	39990	97%	14387	36%
Kasaragod	24615	22505	91%	6896	31%
Kollam	42237	38884	92%	12118	31%
Kottayam	32142	30621	95%	12307	40%
Kozhikode	55275	52591	95%	11096	21%
Malappuram	53922	51318	95%	15838	31%
Palakkad	48097	45584	95%	19061	42%
Pathanamthitta	25252	22561	89%	8116	36%
Thiruvananthapuram	73014	67694	93%	26743	40%
Thrissur	41911	40763	97%	21051	52%
Wayanad	17022	16102	95%	4677	29%
Grand Total	571940	537148	94%	194131	36%

1st Dose coverage for FLW is 100%

*Proportion of beneficiaries who are eligible (completed 9 months after 2nd dose)

TABLE5.Age-Appropriate Group (45-59 Years) Coverage as on 23/08/2022 midnight

Table 5: Age appropriate group (45-59 years) coverage							
45-59 years Coverage as on		24/08/2022		at 12 AM			
District	Target	1st Dose Coverage	Percentage	2nd Dose Coverage	Percentage fully vaccinated	Precaution dose	%
Alappuzha	535436	439199	82%	417140	78%	34295	8%
Ernakulam	809349	784066	97%	704750	87%	39453	6%
Idukki	237564	247048	104%	219587	92%	8971	4%
Kannur	527295	516118	98%	481421	91%	22125	5%
Kasaragod	253027	252374	100%	224517	89%	5883	3%
Kollam	541201	560367	104%	504012	93%	27467	6%
Kottayam	478470	414341	87%	375870	79%	17240	5%
Kozhikode	658949	655621	99%	583439	89%	23504	4%
Malappuram	733338	723481	99%	631678	86%	24499	4%
Palakkad	614226	547454	89%	501705	82%	36374	7%
Pathanamthitta	264372	281981	107%	252239	95%	17319	7%
Thiruvananthapuram	735836	682031	93%	615141	84%	37110	6%
Thrissur	689418	664385	96%	627544	91%	69541	11%
Wayanad	170537	177180	104%	164421	96%	5822	4%
Grand Total	7249018	69,45,646	96%	63,03,464	87%	369603	6%

TABLE6.Age-Appropriate Group (≥60 Years) Coverage as on 23/08/2022midnight

Table 6: Age appropriate group (≥ 60 years) coverage							
≥ 60 years Coverage as on		24/08/2022		at 12 AM			
District	Target	1st Dose Coverage	Percentage	2nd Dose Coverage	Percentage fully vaccinated	Precaution dose	%
Alappuzha	424565	429240	101%	401701	95%	158482	40%
Ernakulam	673885	676696	100%	622390	92%	204202	33%
Idukki	193981	194636	100%	173470	89%	39628	23%
Kannur	438602	444627	101%	413330	94%	121219	30%
Kasaragod	182460	181757	100%	160576	88%	37483	24%
Kollam	497558	499722	100%	456157	92%	138945	31%
Kottayam	418008	419897	100%	385132	92%	123948	33%
Kozhikode	526896	529455	100%	480982	91%	116789	25%
Malappuram	477642	488328	102%	435760	91%	90358	21%
Palakkad	437708	439943	101%	402970	92%	131100	33%
Pathanamthitta	311297	312435	100%	281221	90%	120397	43%
Thiruvananthapuram	630465	633300	100%	572566	91%	189283	33%
Thrissur	581781	588471	101%	559484	96%	223546	40%
Wayanad	128009	128340	100%	114600	90%	31275	27%
Grand Total	5922857	59,66,847	101%	54,60,339	92%	17,26,655	32%

TABLE 6. Age-Appropriate Group (18-44 Years) Coverage as on 23/08/2022 midnight

18-44 years Coverage as on 24/08/2022 at 12 AM							
District	Target	First Dose					
		1st Dose Coverage	Percentage	2nd Dose Coverage	Percentage fully vaccinated	Precaution dose	%
Alappuzha	744178	670876	90%	637937	86%	28906	5%
Ernakulam	1470864	1513534	103%	1244261	85%	45899	4%
Idukki	437537	420095	96%	336913	77%	8789	3%
Kannur	947964	966939	102%	838345	88%	18379	2%
Kasaragod	556876	502619	90%	413882	74%	5794	1%
Kollam	1054752	934226	89%	800800	76%	23783	3%
Kottayam	665544	656715	99%	573647	86%	15529	3%
Kozhikode	1313678	1225386	93%	980454	75%	19789	2%
Malappuram	1777378	1834683	103%	1407810	79%	22408	2%
Palakkad	1088327	1088143	100%	926142	85%	31747	4%
Pathanamthitta	460819	444009	96%	360467	78%	14327	4%
Thiruvananthapuram	1309099	1250962	96%	1073330	82%	38700	4%
Thrissur	1274465	1099759	86%	1037312	81%	60651	6%
Wayanad	361152	354980	98%	303967	84%	4986	2%
Grand Total	13462633	1,29,62,926	96%	1,09,35,267	81%	339687	3%
*Among those who have taken first dose							

TABLE 7. Age-Appropriate Group (15-17 Years) Coverage as on 23/08/2022 midnight

15-17 years Coverage as on 24/08/2022 at 12 AM					
District	Target	1st Dose Coverage	Percentage	2nd Dose Coverage	Percentage fully vaccinated
Alappuzha	80832	80172	99%	67161	83%
Ernakulam	140530	120909	86%	94634	67%
Idukki	51339	39106	76%	31576	62%
Kannur	97722	102929	105%	77464	79%
Kasaragod	60496	53014	88%	36976	61%
Kollam	105234	100061	95%	75694	72%
Kottayam	85400	72136	84%	56741	66%
Kozhikode	143028	115782	81%	67034	47%
Malappuram	241212	195273	81%	98725	41%
Palakkad	132742	119763	90%	90310	68%
Pathanamthitta	48854	40839	84%	33257	68%
Thiruvananthapuram	145238	114545	79%	82615	57%
Thrissur	123540	126339	102%	101533	82%
Wayanad	29245	37408	128%	26933	92%
Grand Total	15,34,000	13,18,276	86%	9,40,653	61%

Table 8: Age appropriate group (12-14 years) Coverage as on 23/08/2022 midnight

12-14 years Coverage as on 24/08/2022 at 12 AM					
District	Target	1st Dose Coverage	Percentage	2nd Dose Coverage	Percentage fully vaccinated
Alappuzha	43284	51258	118%	38818	90%
Ernakulam	90244	77092	85%	50308	56%
Idukki	29672	24409	82%	16256	55%
Kannur	89079	60239	68%	38688	43%
Kasaragod	39968	33099	83%	19931	50%
Kollam	69984	58216	83%	36481	52%
Kottayam	55571	46074	83%	31512	57%
Kozhikode	103644	66965	65%	29076	28%
Malappuram	159652	120070	75%	38515	24%
Palakkad	75249	64341	86%	35282	47%
Pathanamthitta	33203	23652	71%	17395	52%
Thiruvananthapuram	93804	70647	75%	49015	52%
Thrissur	99789	76437	77%	57793	58%
Wayanad	27857	22390	80%	13763	49%
Grand Total	10,11,000	7,94,889	79%	4,72,833	47%

TABLE9.State Summary (18+) as on 23/08/2022 midnight

State Summary (18+) 24/08/2022 at 12 AM							
District	Target	First Dose	Percentage	Second Dose	Percentage*	Precaution Dose	Percentage
Alappuzha	1704179	1607471	94%	1520817	89%	251916	17%
Ernakulam	2954098	3114805	105%	2697680	91%	344454	13%
Idukki	869082	898332	103%	764365	88%	70593	9%
Kannur	1913861	2009460	105%	1810660	95%	196047	11%
Kasaragod	992363	972976	98%	832307	84%	61284	8%
Kollam	2093511	2072595	99%	1833701	88%	219149	12%
Kottayam	1562022	1561803	100%	1401615	90%	187623	14%
Kozhikode	2499523	2518473	101%	2145450	86%	191294	9%
Malappuram	2988358	3145249	105%	2568598	86%	173039	7%
Palakkad	2140261	2158314	101%	1908447	89%	235386	13%
Pathanamthitta	1036488	1093015	105%	941606	91%	173389	19%
Thiruvananthapuram	2675400	2712742	101%	2395189	90%	322014	14%
Thrissur	2545664	2446436	96%	2314330	91%	404028	18%
Wayanad	659698	691504	105%	612391	93%	53978	9%
Grand Total	2,66,34,508	2,70,03,175	101%	2,37,47,156	89%	2884194	13%

*Revised target population(> 18 years) as per MOHFW is 2.67 crores

*As per letter from Additional Secretary MOHFW- D O No 2317579/2021/Imm dated 15/09/2021

TABLE 10. Achievement for the day 23/08/2022 midnight

Daily achievement		23/08/2022		
District	First Dose	Second Dose	Precaution dose	Total Doses Administered
Alappuzha	13	34	563	610
Ernakulam	44	219	2189	2452
Idukki	4	39	115	158
Kannur	45	114	835	994
Kasaragod	49	157	84	290
Kollam	41	172	1138	1351
Kottayam	34	177	1286	1497
Kozhikode	10	62	246	318
Malappuram	46	169	681	896
Palakkad	33	176	1288	1497
Pathanamthitta	31	96	1447	1574
Thiruvananthapuram	56	220	1946	2222
Thrissur	22	137	1031	1190
Wayanad	49	95	325	469
Grand Total	477	1867	13174	15518

** Vaccine stock details couldn't be downloaded from e-VIN portal as the portal is down.

TABLE11.COVID Vaccination related sites

support@cowin.gov.in https://www.cowin.gov.in/home https://dashboard.kerala.gov.in/ https://dhs.kerala.gov.in/https://aogyakeralam.gov.in/https://sha.kerala.gov.in/

TABLE10.COVID Vaccination related Helpline numbers

National/State/District	Line1	Line2	Line3
National Helpline	1075	+91 1123978046	0120 4473222
Disha	1056	04712552056	
StateCallCenter	04712309251	04712309252	04712309255
Thiruvananthapuram	9188610100	1077	
Kollam	04742797609	8589015556	
Pathanamthitta	04682222515	04682228220	
Alappuzha	04772239999		
Kottayam	04812565200	04812304800	04812581900
Idukki	18004255640	04862232220	04862233118
Ernakulam	9072303861		
Thrissur	9400066921	9400066922	9400066923
Palakkad	04912505264	04912505189	8943341439
Malappuram	04832733253	04832737858	04832733252
Kozhikode	7594001442		
Wayanad	04936202343	04936202375	9072510900
Kannur	04972700194		
Kasargod	9061076590	9061079244	9061078026