



www.health.kerala.gov.in

**COVID-19 OUTBREAK CONTROL AND PREVENTION STATE CELL
HEALTH&FAMILY WELFARE DEPARTMENT
Govt of Kerala**

controlroomdhskerala@gmail.com

www.dhs.kerala.gov.in

Kerala HEALTH-COVID-19 DAILY VACCINATION BULLETIN

Date: 24/08/2022

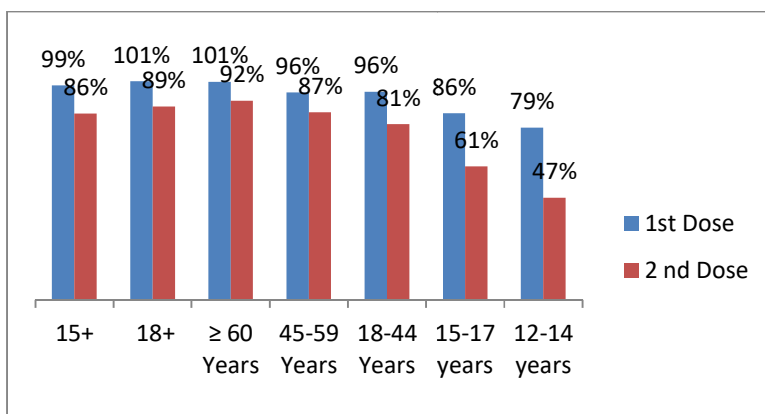
**OUR HEALTH OUR RESPONSIBILITY
VACCINE ADVISORY**

- *People who are vaccinated with Covid Vaccine are reported to have reduced Covid related ICU admissions, serious disease and death.*
- *Early vaccination is useful to safeguard our life from this deadly disease.*
- *Vaccination sessions are planned as per the availability of vaccine. All are requested to cooperate.*
- *After receiving the first dose, second dose of Covishield vaccine is to be taken between 12–16weeks and second dose of Covaxin between 4-6 weeks.*
- *Covid vaccination is currently available to all above 12years. Children in 12-14 age group will get Corbevax and Children in 15-18 age group will get Covaxin.*
- *All person above 18 years will get precaution dose after 9 months or 39 weeks from the second dose. Health Staffs, Frontline workers and people above 60 years will get precaution dose free of cost from government CVC and others will get precaution dose from private CVC at the rate fixed by the Government . The Same vaccine administered as first and second dose is to be taken as precaution dose. People above 60 years with co-morbidities should take medical advice before receiving precaution dose.*
- *Vaccination is available free of cost in all Government covid vaccination centers, and at a nominal rate (as per the Gol order F.No.2079203/2021/Immunization) in selected private Hospitals.*
- **ENSURE ALL YOUR ELIGIBLE FAMILY MEMBERS ARE PROTECTED BY RECEIVING ANY OF THE AVAILABLE COVID VACCINE.**
- **“COVAXIN, COVISHIELD AND CORBEVAX ARE EQUALLY EFFECTIVE AND SAFE”**
- **“BE FULLY PROTECTED – GET THE SECOND DOSE AND PRECAUTION DOSE AT YOUR SCHEDULED TIME”**

ANALYSIS

COVID-19 mass vaccinations are showing signs of preventing illness and steep decline in cases and hospital admissions in countries which done vaccination. Kerala started its vaccination for health care workers from January 16, 2021. The COVID-19 Vaccines Operational Guidelines issued by the Ministry of Health and Family Welfare, Govt. of India, 28th December 2020 and all subsequent Guidelines issued by Ministry of Health and Family Welfare, Govt of India are followed at the sites and all vaccination lanes

Summary of COVID Vaccine Administered as on 24/08/2022 midnight




99% of eligible population vaccinated with a single dose till August 24

86% of eligible population vaccinated with double dose till August 24

State has vaccinated about **86%** of children aged 15 - 17 years with a single dose

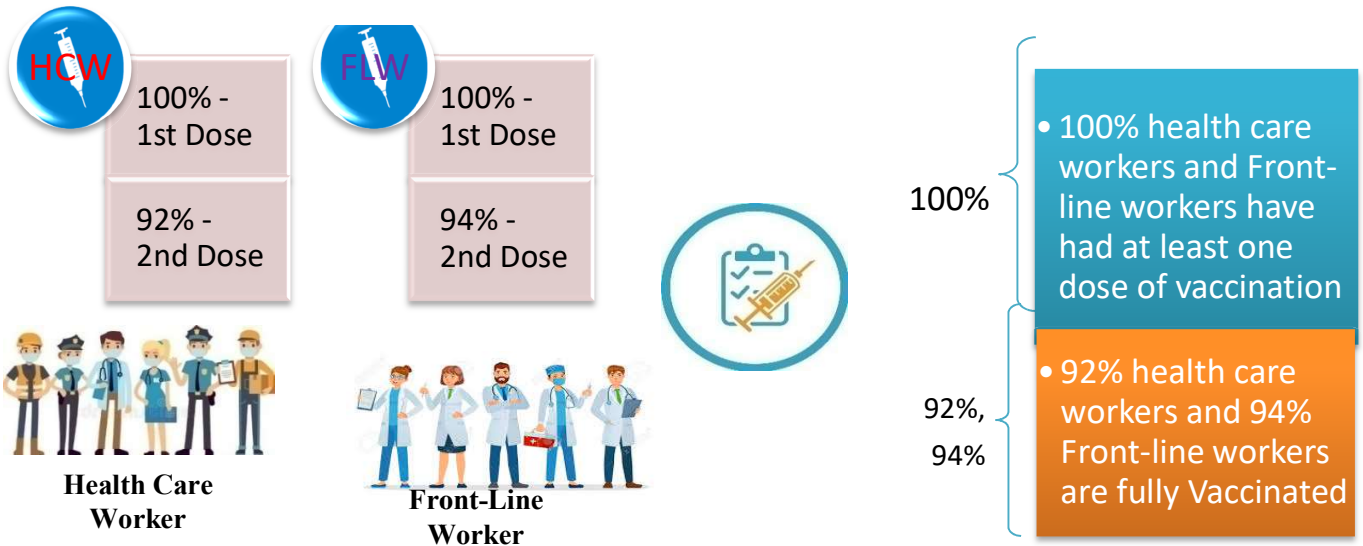
Time Line of Vaccination Coverage



Kerala began administration of COVID 19 Vaccines on 16th January, 2021. As of 24th August 2022, Kerala has administered over 55 million doses overall, including first and second doses of vaccines.

Over 99 per cent of the eligible population (15 + years) in Kerala has been administered the first dose of the Covid-19 vaccine. The state has achieved the target within 510 days since the beginning of the vaccination drive on January 16, 2021

Health Care Workers & Front-line Workers Vaccinated



Are You Vaccinated? You Still Need to Practice: SMS

- Even after vaccination, follow COVID appropriate behavior
- Practice Social Distancing and greet without physical contact
- Always wear clean face mask
- Wash your hands thoroughly and frequently or use hand sanitizer
- Follow the current COVID 19 guidelines to prevent further spread
- Stay Safe. Stay Strong. Get Vaccinated



Even After Getting Vaccinated Keep Taking Precautions to Protect Your Self



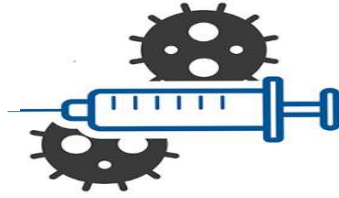
The Race Towards Full Vaccination - Weekly Trend

30th July – 5th Aug, 2022

Kerala Administered over

1.87 Lakh

COVID Vaccine Doses during 30th July to 5th Aug, 2022



From 30th July to 5th Aug, 2022 on average

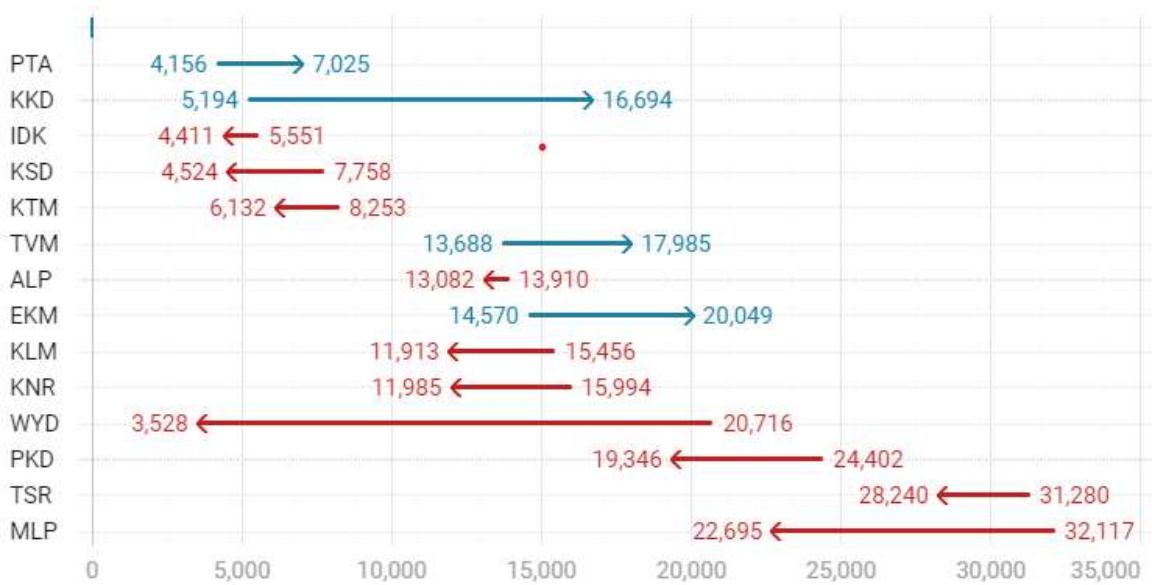
0.27 lakh

doses were administered daily.

Average Doses Administered Per day per week (in 1000)



Trend in average per day vaccination (in 1000) for the last two weeks



Race Against Time – Vaccination Quarterly Status

(Q1:16th Jan-Mar, Q2: Apr-June, Q3: July-Sep, Q4: Oct - Dec)

Daily Average Doses Administered per Quarter

In the first Quarter, only 42201 first doses and 5324 second doses were administered daily on average. During the second, third and fourth quarters, the daily vaccination of the first and second doses increased significantly.



Vaccination Achievement per Quarter

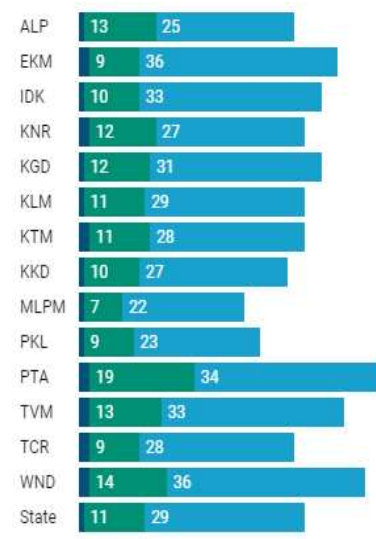
In the third quarter of the immunization drive, 52% of the eligible population (18 + age) in Kerala were given the first dose and 29% the second dose.

■ Q1 ■ Q2 ■ Q3

First Dose

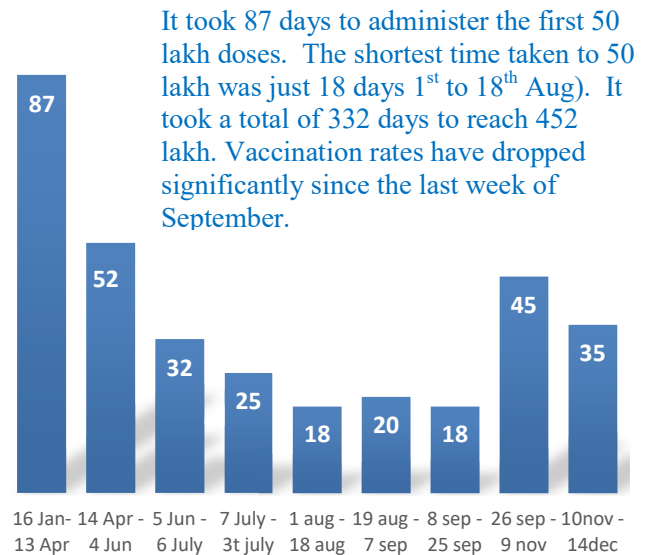


Second Dose



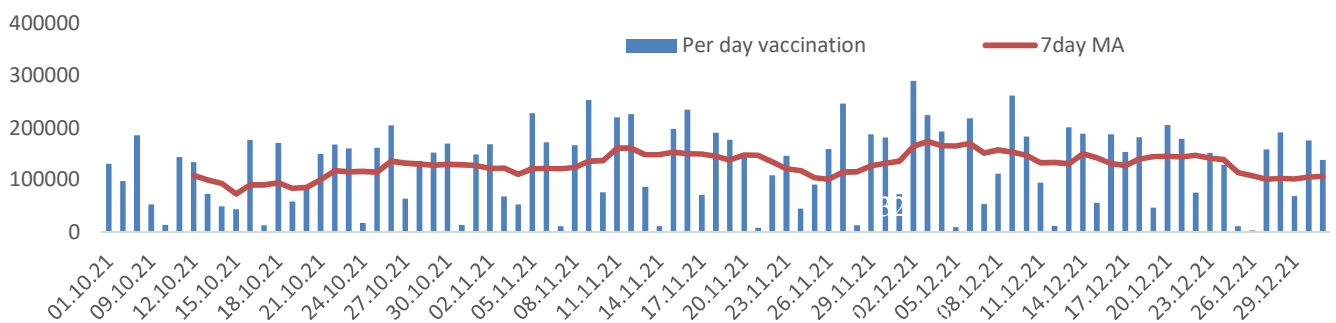
Dose Progression

The chart shows the days taken for total COVID-19 Vaccination doses (both first and second) in Kerala to cross every 50 lakh dose mark



Vaccine Administered per Day and 7 days Moving Average in Last Quarter (Oct -Dec)

The seven-day moving average of daily doses in the last quarter showed a peak on December 2nd and continued to fluctuate thereafter



Important Message to the Public

- a. *Infection or infection rate is only a part and disease manifestation of disease is to be monitored*
- b. *Fatality among vaccinated people is very less. Disease severity among vaccinated people is less.*
- c. *People with comorbidity should be careful. Once detected covid positive they should get admitted and do not stay at home.*
- d. *Death in covid positive cases are among unvaccinated people, especially having comorbidities like Diabetes and Hypertension*
- e. *Late arrival to hospitals is one of the reason for Death among people with comorbidities*
- f. *Vaccinated people, only if symptomatic are advised to consult Doctor.*
- g. *Non Vaccinated people, if symptomatic, may do RTPCR test*
- h. *Antigen testing is only for emergency purpose*
- i. *Non vaccinated people with co-morbidities to do testing by RTPCR and consult doctor*
- j. *Repeat RTPCR is not needed among the people who are detected COVID positive in the previous 2 months*
- k. *All young person detected positive and at home isolation should do glucose test*

TABLE1.Total Vaccination done in the State as on 24/08/2022 midnight

State Summary (15+ years)-Total doses administered till 25/08/2022 at 12 AM								
District	Target	First Dose	Percent age	Second Dose	Percentage*	Precaution Dose	Percentage	Total doses administered
Alappuzha	1829568	1738903	95%	1626806	89%	252088	17%	36,17,797
Ernakulam	3217878	3312816	104%	2842652	89%	344671	13%	65,00,139
Idukki	950762	961849	101%	812201	85%	70619	9%	18,44,669
Kannur	2100307	2172640	103%	1926868	92%	196129	11%	42,95,637
Kasaragod	1092141	1059092	97%	889234	81%	61351	8%	20,09,677
Kollam	2268371	2230874	98%	1945881	86%	219214	12%	43,95,969
Kottayam	1704500	1680016	99%	1489870	87%	187665	14%	33,57,551
Kozhikode	2746273	2701235	98%	2241583	82%	191402	9%	51,34,220
Malappuram	3386535	3460600	102%	2705897	80%	173254	7%	63,39,751
Palakkad	2349082	2342420	100%	2034049	87%	235463	13%	46,11,932
Pathanamthitta	1118564	1157508	103%	992258	89%	173402	19%	23,23,168
Thiruvananthapuram	2914006	2897941	99%	2526845	87%	322191	14%	57,46,977
Thrissur	2767777	2649219	96%	2473668	89%	404173	18%	55,27,060
Wayanad	716933	751306	105%	653094	91%	54151	9%	14,58,551
Grand Total	29,162,697	2,91,16,419	99%	2,51,60,906	86%	28,85,773	13%	5,71,63,098

TABLE2.Covid-19 Vaccination Center Functional in the State as on 24/08/2022 midnight(25/08/2022 12AM)

DISTRICTS	12+	15+	18+	Total
Alappuzha	0	0	2	2
Ernakulam	0	3	20	23
Idukki	1	2	1	4
Kannur	1	0	12	13
Kasaragod	0	0	7	7
Kollam	0	0	3	3
Kottayam	0	1	4	5
Kozhikode	0	0	8	8
Malappuram	3	2	8	13
Palakkad	0	1	2	3
Pathanamthitta	0	0	4	4
Thiruvananthapuram	0	0	9	9
Thrissur	0	1	23	24
Wayanad	1	0	3	4
GrandTotal	6	10	106	122

TABLE3. Health Care Workers Coverage as on 24/08/2022 midnight

<i>DISTRICT</i>	<i>1st DOSE</i>	<i>2nd Dose</i>	<i>% fully vaccinated</i>	<i>Precaution dose</i>	<i>Precaution dose (%) *</i>
Alappuzha	29023	27261	94%	15207	56%
Ernakulam	85572	75890	89%	34579	46%
Idukki	13556	13027	96%	6717	52%
Kannur	40390	37574	93%	19940	53%
Kasaragod	11611	10827	93%	5228	48%
Kollam	36043	33848	94%	16847	50%
Kottayam	38708	36345	94%	18599	51%
Kozhikode	52736	47984	91%	20121	42%
Malappuram	44835	42032	94%	19952	48%
Palakkad	34677	32046	92%	17106	54%
Pathanamthitta	29338	25118	86%	13231	53%
Thiruvananthapuram	73435	66458	90%	30178	46%
Thrissur	51910	49227	95%	29245	60%
Wayanad	13985	13303	95%	7258	55%
Grand Total	555819	510940	92%	254208	50%

1st Dose coverage for HCW is 100%

*Proportion of beneficiaries who are eligible (completed 9 months after 2nd dose)

TABLE4. Frontline workers Coverage as on 24/08/2022 midnight

<i>DISTRICT</i>	<i>1st dose</i>	<i>2nd Dose</i>	<i>% fully vaccinated</i>	<i>Precaution dose</i>	<i>Precaution dose(%) *</i>
Alappuzha	39133	36778	94%	15027	41%
Ernakulam	54937	50389	92%	20326	40%
Idukki	22997	21368	93%	6489	30%
Kannur	41387	39991	97%	14387	36%
Kasaragod	24615	22505	91%	6898	31%
Kollam	42237	38884	92%	12120	31%
Kottayam	32142	30621	95%	12307	40%
Kozhikode	55275	52591	95%	11103	21%
Malappuram	53922	51318	95%	15840	31%
Palakkad	48097	45584	95%	19061	42%
Pathanamthitta	25252	22561	89%	8117	36%
Thiruvananthapuram	73014	67694	93%	26747	40%
Thrissur	41911	40763	97%	21052	52%
Wayanad	17022	16102	95%	4679	29%
Grand Total	571941	537149	94%	194153	36%

1st Dose coverage for FLW is 100%

*Proportion of beneficiaries who are eligible (completed 9 months after 2nd dose)

TABLE5.Age-Appropriate Group (45-59 Years) Coverage as on 24/08/2022 midnight

Table 5: Age appropriate group (45-59 years) coverage							
45-59 years Coverage as on		25/08/2022		at 12 AM			
District	Target	1st Dose Coverage	Percentage	2nd Dose Coverage	Percentage fully vaccinated	Precaution dose	%
Alappuzha	535436	439199	82%	417144	78%	34331	8%
Ernakulam	809349	784070	97%	704754	87%	39515	6%
Idukki	237564	247048	104%	219587	92%	8975	4%
Kannur	527295	516119	98%	481422	91%	22140	5%
Kasaragod	253027	252374	100%	224519	89%	5914	3%
Kollam	541201	560367	104%	504015	93%	27478	6%
Kottayam	478470	414341	87%	375870	79%	17250	5%
Kozhikode	658949	655626	99%	583441	89%	23517	4%
Malappuram	733338	723483	99%	631684	86%	24566	4%
Palakkad	614226	547454	89%	501706	82%	36397	7%
Pathanamthitta	264372	281981	107%	252239	95%	17323	7%
Thiruvananthapuram	735836	682034	93%	615145	84%	37151	6%
Thrissur	689418	664385	96%	627545	91%	69579	11%
Wayanad	170537	177180	104%	164421	96%	5848	4%
Grand Total	7249018	69,45,661	96%	63,03,492	87%	369984	6%

TABLE6.Age-Appropriate Group (≥60 Years) Coverage as on 24/08/2022midnight

Table 6: Age appropriate group (≥ 60 years) coverage							
≥ 60 years Coverage as on		25/08/2022		at 12 AM			
District	Target	1st Dose Coverage	Percentage	2nd Dose Coverage	Percentage fully vaccinated	Precaution dose	%
Alappuzha	424565	429240	101%	401704	95%	158588	40%
Ernakulam	673885	676696	100%	622393	92%	204264	33%
Idukki	193981	194636	100%	173470	89%	39641	23%
Kannur	438602	444628	101%	413330	94%	121234	30%
Kasaragod	182460	181759	100%	160580	88%	37491	24%
Kollam	497558	499722	100%	456158	92%	138965	31%
Kottayam	418008	419897	100%	385132	92%	123964	33%
Kozhikode	526896	529456	100%	480987	91%	116832	25%
Malappuram	477642	488328	102%	435764	91%	90393	21%
Palakkad	437708	439943	101%	402970	92%	131114	33%
Pathanamthitta	311297	312435	100%	281221	90%	120397	43%
Thiruvananthapuram	630465	633300	100%	572572	91%	189350	33%
Thrissur	581781	588471	101%	559486	96%	223583	40%
Wayanad	128009	128340	100%	114600	90%	31285	27%
Grand Total	5922857	59,66,851	101%	54,60,367	92%	17,27,101	32%

TABLE 6. Age-Appropriate Group (18-44 Years) Coverage as on 24/08/2022 midnight

18-44 years Coverage as on 25/08/2022 at 12 AM							
District	Target	First Dose					
		1st Dose Coverage	Percentage	2nd Dose Coverage	Percentage fully vaccinated	Precaution dose	%
Alappuzha	744178	670878	90%	637940	86%	28935	5%
Ernakulam	1470864	1513540	103%	1244284	85%	45987	4%
Idukki	437537	420095	96%	336916	77%	8797	3%
Kannur	947964	966946	102%	838363	88%	18428	2%
Kasaragod	556876	502620	90%	413896	74%	5820	1%
Kollam	1054752	934228	89%	800801	76%	23804	3%
Kottayam	665544	656718	99%	573649	86%	15545	3%
Kozhikode	1313678	1225395	93%	980470	75%	19829	2%
Malappuram	1777378	1834689	103%	1407857	79%	22503	2%
Palakkad	1088327	1088145	100%	926149	85%	31785	4%
Pathanamthitta	460819	444011	96%	360467	78%	14334	4%
Thiruvananthapuram	1309099	1250966	96%	1073346	82%	38765	4%
Thrissur	1274465	1099766	86%	1037321	81%	60714	6%
Wayanad	361152	354981	98%	303969	84%	5081	2%
Grand Total	13462633	1,29,62,978	96%	1,09,35,428	81%	340327	3%
*Among those who have taken first dose							

TABLE 7. Age-Appropriate Group (15-17 Years) Coverage as on 24/08/2022 midnight

15-17 years Coverage as on 25/08/2022 at 12 AM					
District	Target	1st Dose Coverage	Percentage	2nd Dose Coverage	Percentage fully vaccinated
Alappuzha	80832	80172	99%	67161	83%
Ernakulam	140530	120909	86%	94634	67%
Idukki	51339	39108	76%	31577	62%
Kannur	97722	102930	105%	77466	79%
Kasaragod	60496	53014	88%	36976	61%
Kollam	105234	100061	95%	75694	72%
Kottayam	85400	72136	84%	56741	66%
Kozhikode	143028	115782	81%	67034	47%
Malappuram	241212	195273	81%	98725	41%
Palakkad	132742	119763	90%	90311	68%
Pathanamthitta	48854	40839	84%	33257	68%
Thiruvananthapuram	145238	114545	79%	82615	57%
Thrissur	123540	126339	102%	101533	82%
Wayanad	29245	37408	128%	26936	92%
Grand Total	15,34,000	13,18,279	86%	9,40,660	61%

Table 8: Age appropriate group (12-14 years) Coverage as on 24/08/2022 midnight

12-14 years Coverage as on 25/08/2022 at 12 AM					
District	Target	1st Dose Coverage	Percentage	2nd Dose Coverage	Percentage fully vaccinated
Alappuzha	43284	51258	118%	38818	90%
Ernakulam	90244	77092	85%	50308	56%
Idukki	29672	24409	82%	16256	55%
Kannur	89079	60240	68%	38722	43%
Kasaragod	39968	33099	83%	19931	50%
Kollam	69984	58216	83%	36481	52%
Kottayam	55571	46074	83%	31512	57%
Kozhikode	103644	66965	65%	29076	28%
Malappuram	159652	120070	75%	38517	24%
Palakkad	75249	64341	86%	35283	47%
Pathanamthitta	33203	23652	71%	17395	52%
Thiruvananthapuram	93804	70647	75%	49015	52%
Thrissur	99789	76437	77%	57793	58%
Wayanad	27857	22390	80%	13763	49%
Grand Total	10,11,000	7,94,890	79%	4,72,870	47%

TABLE9.State Summary (18+) as on 24/08/2022 midnight

State Summary (18+) 25/08/2022 at 12 AM							
District	Target	First Dose	Percentage	Second Dose	Percentage*	Precaution Dose	Percentage
Alappuzha	1704179	1607473	94%	1520827	89%	252088	17%
Ernakulam	2954098	3114815	105%	2697710	91%	344671	13%
Idukki	869082	898332	103%	764368	88%	70619	9%
Kannur	1913861	2009470	105%	1810680	95%	196129	11%
Kasaragod	992363	972979	98%	832327	84%	61351	8%
Kollam	2093511	2072597	99%	1833706	88%	219214	12%
Kottayam	1562022	1561806	100%	1401617	90%	187665	14%
Kozhikode	2499523	2518488	101%	2145473	86%	191402	9%
Malappuram	2988358	3145257	105%	2568655	86%	173254	7%
Palakkad	2140261	2158316	101%	1908455	89%	235463	13%
Pathanamthitta	1036488	1093017	105%	941606	91%	173402	19%
Thiruvananthapuram	2675400	2712749	101%	2395215	90%	322191	14%
Thrissur	2545664	2446443	96%	2314342	91%	404173	18%
Wayanad	659698	691508	105%	612395	93%	54151	9%
Grand Total	2,66,34,508	2,70,03,250	101%	2,37,47,376	89%	2885773	13%

*Revised target population(> 18 years) as per MOHFW is 2.67 crores

*As per letter from Additional Secretary MOHFW- D O No 2317579/2021/Imm dated 15/09/2021

TABLE 10. Achievement for the day 24/08/2022 midnight

Daily achievement		24/08/2022		
District	First Dose	Second Dose	Precaution dose	Total Doses Administered
Alappuzha	2	10	171	183
Ernakulam	10	30	215	255
Idukki	2	5	26	33
Kannur	10	36	74	120
Kasaragod	2	20	66	88
Kollam	2	5	65	72
Kottayam	3	2	42	47
Kozhikode	4	18	98	120
Malappuram	8	53	200	261
Palakkad	2	9	77	88
Pathanamthitta	2	0	8	10
Thiruvananthapuram	7	25	176	208
Thrissur	7	12	144	163
Wayanad	4	4	173	181
Grand Total	65	229	1535	1829

** Vaccine stock details couldn't be downloaded from e-VIN portal as the portal is down.

TABLE11.COVID Vaccination related sites

support@cowin.gov.in https://www.cowin.gov.in/home https://dashboard.kerala.gov.in/ https://dhs.kerala.gov.in/https://aogyakeralam.gov.in/https://sha.kerala.gov.in/

TABLE10.COVID Vaccination related Helpline numbers

National/State/District	Line1	Line2	Line3
National Helpline	1075	+91 1123978046	0120 4473222
Disha	1056	04712552056	
StateCallCenter	04712309251	04712309252	04712309255
Thiruvananthapuram	9188610100	1077	
Kollam	04742797609	8589015556	
Pathanamthitta	04682222515	04682228220	
Alappuzha	04772239999		
Kottayam	04812565200	04812304800	04812581900
Idukki	18004255640	04862232220	04862233118
Ernakulam	9072303861		
Thrissur	9400066921	9400066922	9400066923
Palakkad	04912505264	04912505189	8943341439
Malappuram	04832733253	04832737858	04832733252
Kozhikode	7594001442		
Wayanad	04936202343	04936202375	9072510900
Kannur	04972700194		
Kasargod	9061076590	9061079244	9061078026