



കേരള സർക്കാർ

www.health.kerala.gov.in

**COVID-19 OUTBREAK CONTROL AND PREVENTION STATE CELL
HEALTH&FAMILY WELFARE DEPARTMENT
Govt of Kerala**

controlroomdhskerala@gmail.com

www.dhs.kerala.gov.in

Kerala HEALTH-COVID-19 DAILY VACCINATION BULLETIN

Date: 25/08/2022

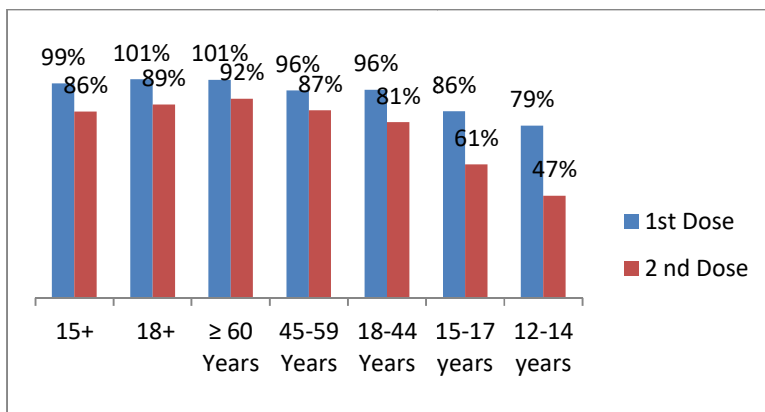
**OUR HEALTH OUR RESPONSIBILITY
VACCINE ADVISORY**

- *People who are vaccinated with Covid Vaccine are reported to have reduced Covid related ICU admissions, serious disease and death.*
- *Early vaccination is useful to safeguard our life from this deadly disease.*
- *Vaccination sessions are planned as per the availability of vaccine. All are requested to cooperate.*
- *After receiving the first dose, second dose of Covishield vaccine is to be taken between 12–16weeks and second dose of Covaxin between 4-6 weeks.*
- *Covid vaccination is currently available to all above 12years. Children in 12-14 age group will get Corbevax and Children in 15-18 age group will get Covaxin.*
- *All person above 18 years will get precaution dose after 9 months or 39 weeks from the second dose. Health Staffs, Frontline workers and people above 60 years will get precaution dose free of cost from government CVC and others will get precaution dose from private CVC at the rate fixed by the Government . The Same vaccine administered as first and second dose is to be taken as precaution dose. People above 60 years with co-morbidities should take medical advice before receiving precaution dose.*
- *Vaccination is available free of cost in all Government covid vaccination centers, and at a nominal rate (as per the Gol order F.No.2079203/2021/Immunization) in selected private Hospitals.*
- **ENSURE ALL YOUR ELIGIBLE FAMILY MEMBERS ARE PROTECTED BY RECEIVING ANY OF THE AVAILABLE COVID VACCINE.**
- **“COVAXIN, COVISHIELD AND CORBEVAX ARE EQUALLY EFFECTIVE AND SAFE”**
- **“BE FULLY PROTECTED – GET THE SECOND DOSE AND PRECAUTION DOSE AT YOUR SCHEDULED TIME”**

ANALYSIS


COVID-19 mass vaccinations are showing signs of preventing illness and steep decline in cases and hospital admissions in countries which done vaccination. Kerala started its vaccination for health care workers from January 16, 2021. The COVID-19 Vaccines Operational Guidelines issued by the Ministry of Health and Family Welfare, Govt. of India, 28th December 2020 and all subsequent Guidelines issued by Ministry of Health and Family Welfare, Govt of India are followed at the sites and all vaccination lanes

Summary of COVID Vaccine Administered as on 25/08/2022 midnight



- 99%** of eligible population vaccinated with a single dose till August 25
- 86%** of eligible population vaccinated with double dose till August 25
- State has vaccinated about **86%** of children aged 15 - 17 years with a single dose

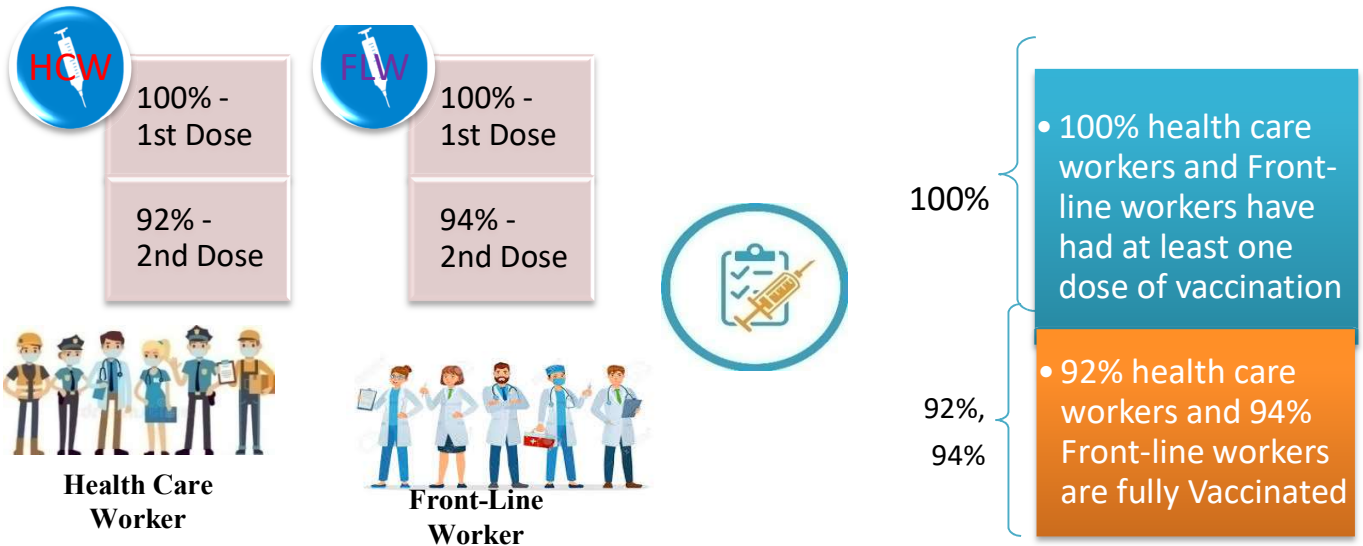
Time Line of Vaccination Coverage



Kerala began administration of COVID 19 Vaccines on 16th January, 2021. As of 25th August 2022, Kerala has administered over 55 million doses overall, including first and second doses of vaccines.


Over 99 per cent of the eligible population (15 + years) in Kerala has been administered the first dose of the Covid-19 vaccine. The state has achieved the target within 510 days since the beginning of the vaccination drive on January 16, 2021

Health Care Workers & Front-line Workers Vaccinated



Are You Vaccinated? You Still Need to Practice: SMS

- Even after vaccination, follow COVID appropriate behavior
- Practice Social Distancing and greet without physical contact
- Always wear clean face mask
- Wash your hands thoroughly and frequently or use hand sanitizer
- Follow the current COVID 19 guidelines to prevent further spread
- Stay Safe. Stay Strong. Get Vaccinated



Even After Getting Vaccinated Keep Taking Precautions to Protect Your Self



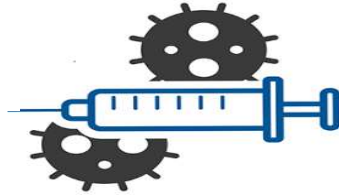
The Race Towards Full Vaccination - Weekly Trend

30th July – 5th Aug, 2022

Kerala Administered over

1.87 Lakh

COVID Vaccine Doses during 30th July to 5th Aug, 2022



From 30th July to 5th Aug, 2022 on average

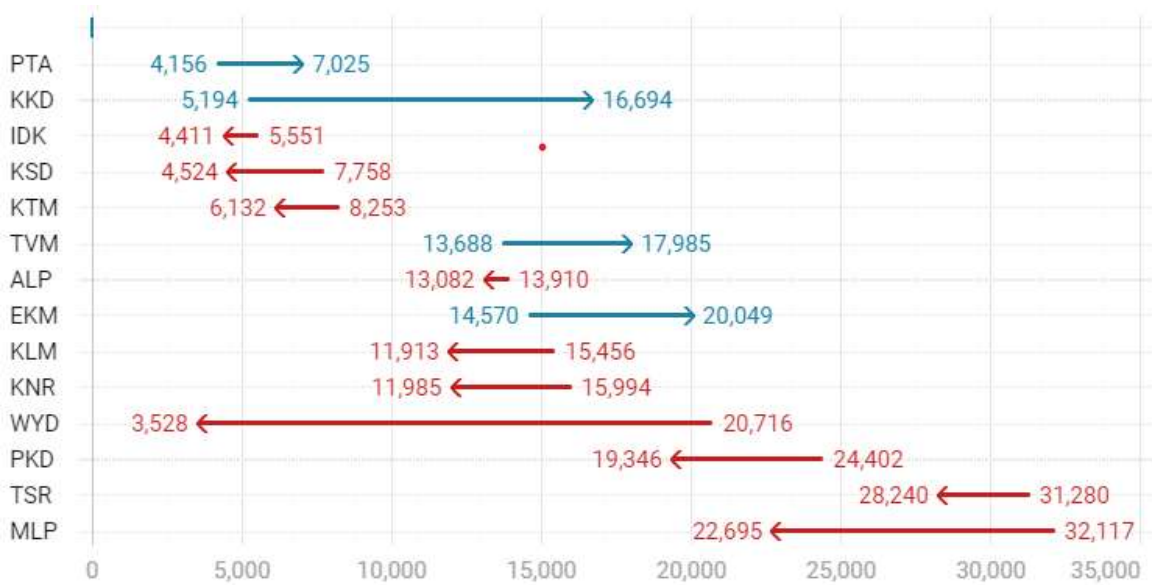
0.27 lakh

doses were administered daily.

Average Doses Administered Per day per week (in 1000)



Trend in average per day vaccination (in 1000) for the last two weeks

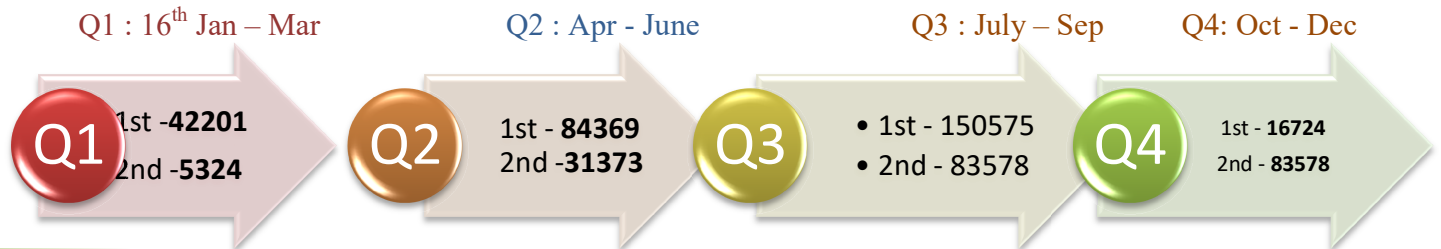


Race Against Time – Vaccination Quarterly Status

(Q1:16th Jan-Mar, Q2: Apr-June, Q3: July-Sep, Q4: Oct - Dec)

Daily Average Doses Administered per Quarter

In the first Quarter, only 42201 first doses and 5324 second doses were administered daily on average. During the second, third and fourth quarters, the daily vaccination of the first and second doses increased significantly.



Vaccination Achievement per Quarter

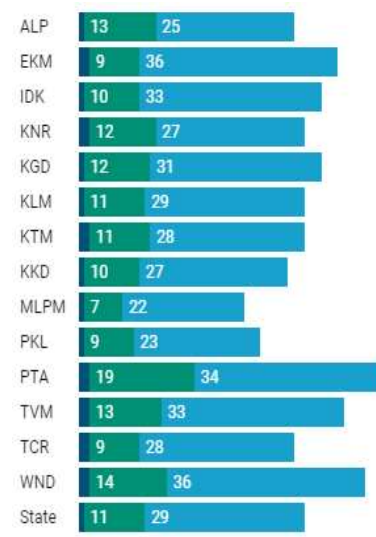
In the third quarter of the immunization drive, 52% of the eligible population (18 + age) in Kerala were given the first dose and 29% the second dose.

■ Q1 ■ Q2 ■ Q3

First Dose

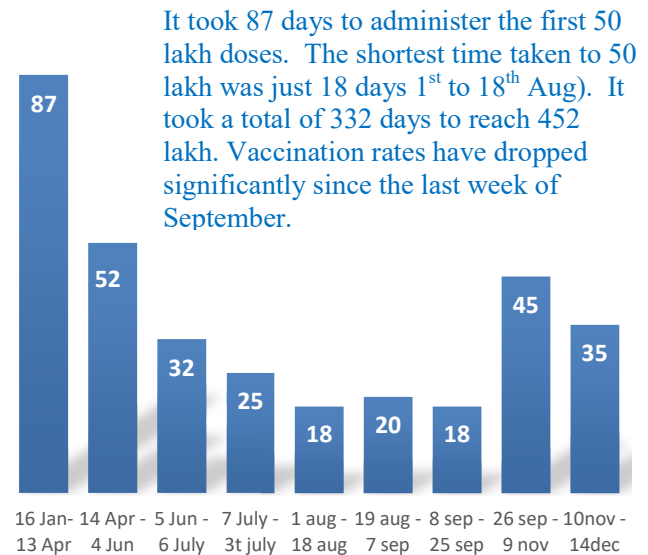


Second Dose



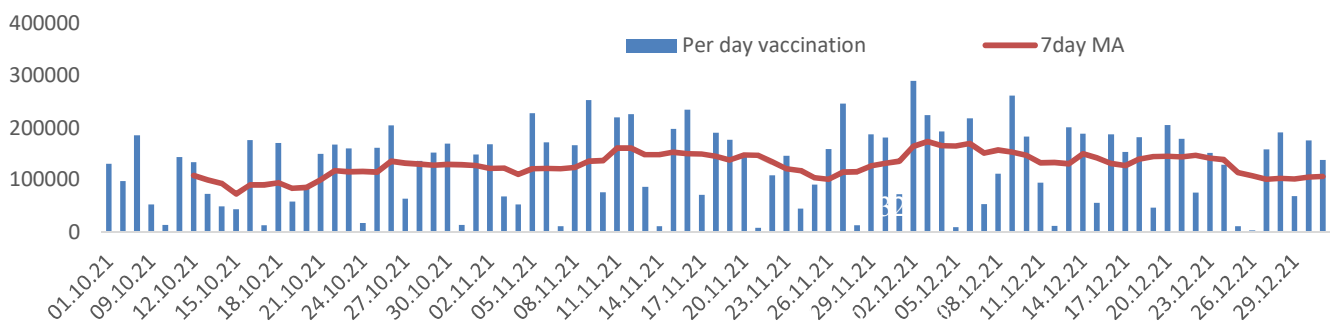
Dose Progression

The chart shows the days taken for total COVID-19 Vaccination doses (both first and second) in Kerala to cross every 50 lakh dose mark



Vaccine Administered per Day and 7 days Moving Average in Last Quarter (Oct -Dec)

The seven-day moving average of daily doses in the last quarter showed a peak on December 2nd and continued to fluctuate thereafter



Important Message to the Public

- a. *Infection or infection rate is only a part and disease manifestation of disease is to be monitored*
- b. *Fatality among vaccinated people is very less. Disease severity among vaccinated people is less.*
- c. *People with comorbidity should be careful. Once detected covid positive they should get admitted and do not stay at home.*
- d. *Death in covid positive cases are among unvaccinated people, especially having comorbidities like Diabetes and Hypertension*
- e. *Late arrival to hospitals is one of the reason for Death among people with comorbidities*
- f. *Vaccinated people, only if symptomatic are advised to consult Doctor.*
- g. *Non Vaccinated people, if symptomatic, may do RTPCR test*
- h. *Antigen testing is only for emergency purpose*
- i. *Non vaccinated people with co-morbidities to do testing by RTPCR and consult doctor*
- j. *Repeat RTPCR is not needed among the people who are detected COVID positive in the previous 2 months*
- k. *All young person detected positive and at home isolation should do glucose test*

TABLE1.Total Vaccination done in the State as on 25/08/2022 midnight

State Summary (15+ years)-Total doses administered till 26/08/2022 at 12 AM								
District	Target	First Dose	Percent age	Second Dose	Percentage*	Precaution Dose	Percentage	Total doses administered
Alappuzha	1829568	1738923	95%	1626868	89%	253301	17%	36,19,092
Ernakulam	3217878	3312847	104%	2842838	89%	346309	13%	65,01,994
Idukki	950762	961853	101%	812226	85%	70845	9%	18,44,924
Kannur	2100307	2172683	103%	1926927	92%	196610	11%	42,96,220
Kasaragod	1092141	1059099	97%	889258	81%	61409	8%	20,09,766
Kollam	2268371	2230894	98%	1945978	86%	219726	12%	43,96,598
Kottayam	1704500	1680039	99%	1489921	87%	187882	14%	33,57,842
Kozhikode	2746273	2701261	98%	2241646	82%	191684	9%	51,34,591
Malappuram	3386535	3460633	102%	2706109	80%	173903	7%	63,40,645
Palakkad	2349082	2342434	100%	2034144	87%	236032	13%	46,12,610
Pathanamthitta	1118564	1157516	103%	992363	89%	174260	19%	23,24,139
Thiruvananthapuram	2914006	2898015	99%	2527156	87%	323076	14%	57,48,247
Thrissur	2767777	2649262	96%	2473867	89%	406756	18%	55,29,885
Wayanad	716933	751307	105%	653103	91%	54331	9%	14,58,741
Grand Total	29,162,697	2,91,16,766	100%	2,51,62,404	86%	28,96,124	13%	5,71,75,294

TABLE2.Covid-19 Vaccination Center Functional in the State as on 25/08/2022 midnight(26/08/2022 12AM)

DISTRICTS	12+	15+	18+	Total
Alappuzha	0	0	9	9
Ernakulam	0	11	63	74
Idukki	0	2	14	16
Kannur	3	5	20	28
Kasaragod	10	2	11	23
Kollam	1	8	7	16
Kottayam	0	18	25	43
Kozhikode	0	2	19	21
Malappuram	2	5	12	19
Palakkad	1	2	13	16
Pathanamthitta	0	21	27	48
Thiruvananthapuram	0	119	5	124
Thrissur	3	7	134	144
Wayanad	0	0	0	0
GrandTotal	20	202	359	581

TABLE3. Health Care Workers Coverage as on 25/08/2022 midnight

<i>DISTRICT</i>	<i>1st DOSE</i>	<i>2nd Dose</i>	<i>% fully vaccinated</i>	<i>Precaution dose</i>	<i>Precaution dose (%) *</i>
Alappuzha	29023	27261	94%	15225	56%
Ernakulam	85572	75892	89%	34613	46%
Idukki	13556	13027	96%	6719	52%
Kannur	40390	37574	93%	19947	53%
Kasaragod	11611	10827	93%	5229	48%
Kollam	36043	33849	94%	16862	50%
Kottayam	38708	36346	94%	18604	51%
Kozhikode	52736	47984	91%	20123	42%
Malappuram	44835	42032	94%	19962	48%
Palakkad	34677	32046	92%	17113	54%
Pathanamthitta	29338	25118	86%	13242	53%
Thiruvananthapuram	73435	66458	90%	30189	46%
Thrissur	51910	49228	95%	29282	60%
Wayanad	13985	13303	95%	7262	55%
Grand Total	555819	510945	92%	254372	50%

1st Dose coverage for HCW is 100%

*Proportion of beneficiaries who are eligible (completed 9 months after 2nd dose)

TABLE4. Frontline workers Coverage as on 25/08/2022 midnight

<i>DISTRICT</i>	<i>1st dose</i>	<i>2nd Dose</i>	<i>% fully vaccinated</i>	<i>Precaution dose</i>	<i>Precaution dose(%) *</i>
Alappuzha	39133	36778	94%	15035	41%
Ernakulam	54937	50390	92%	20343	40%
Idukki	22998	21368	93%	6507	31%
Kannur	41387	39991	97%	14417	36%
Kasaragod	24615	22505	91%	6899	31%
Kollam	42237	38884	92%	12126	31%
Kottayam	32142	30621	95%	12309	40%
Kozhikode	55275	52591	95%	11104	21%
Malappuram	53922	51318	95%	15850	31%
Palakkad	48097	45585	95%	19071	42%
Pathanamthitta	25252	22561	89%	8134	36%
Thiruvananthapuram	73014	67695	93%	26763	40%
Thrissur	41911	40763	97%	21072	52%
Wayanad	17022	16103	95%	4683	29%
Grand Total	571942	537153	94%	194313	36%

1st Dose coverage for FLW is 100%

*Proportion of beneficiaries who are eligible (completed 9 months after 2nd dose)

TABLE5.Age-Appropriate Group (45-59 Years) Coverage as on 25/08/2022 midnight

Table 5: Age appropriate group (45-59 years) coverage							
45-59 years Coverage as on		26/08/2022		at 12 AM			
District	Target	1st Dose Coverage	Percentage	2nd Dose Coverage	Percentage fully vaccinated	Precaution dose	%
Alappuzha	535436	439203	82%	417149	78%	34768	8%
Ernakulam	809349	784073	97%	704773	87%	40046	6%
Idukki	237564	247049	104%	219589	92%	9043	4%
Kannur	527295	516119	98%	481425	91%	22316	5%
Kasaragod	253027	252375	100%	224523	89%	5938	3%
Kollam	541201	560373	104%	504026	93%	27655	6%
Kottayam	478470	414341	87%	375875	79%	17308	5%
Kozhikode	658949	655627	99%	583445	89%	23608	4%
Malappuram	733338	723484	99%	631715	86%	24774	4%
Palakkad	614226	547455	89%	501715	82%	36609	7%
Pathanamthitta	264372	281981	107%	252246	95%	17663	7%
Thiruvananthapuram	735836	682036	93%	615161	84%	37446	6%
Thrissur	689418	664392	96%	627564	91%	70517	11%
Wayanad	170537	177180	104%	164423	96%	5932	4%
Grand Total	7249018	69,45,688	96%	63,03,629	87%	373623	6%

TABLE6.Age-Appropriate Group (≥60 Years) Coverage as on 25/08/2022midnight

Table 6: Age appropriate group (≥ 60 years) coverage							
≥ 60 years Coverage as on		26/08/2022		at 12 AM			
District	Target	1st Dose Coverage	Percentage	2nd Dose Coverage	Percentage fully vaccinated	Precaution dose	%
Alappuzha	424565	429241	101%	401714	95%	158914	40%
Ernakulam	673885	676697	100%	622406	92%	204654	33%
Idukki	193981	194636	100%	173473	89%	39681	23%
Kannur	438602	444629	101%	413335	94%	121333	30%
Kasaragod	182460	181759	100%	160582	88%	37497	24%
Kollam	497558	499722	100%	456166	92%	139054	31%
Kottayam	418008	419900	100%	385133	92%	124020	33%
Kozhikode	526896	529457	100%	480991	91%	116928	25%
Malappuram	477642	488331	102%	435789	91%	90543	21%
Palakkad	437708	439943	101%	402972	92%	131185	33%
Pathanamthitta	311297	312436	100%	281229	90%	120554	43%
Thiruvananthapuram	630465	633300	100%	572583	91%	189481	33%
Thrissur	581781	588473	101%	559499	96%	224085	41%
Wayanad	128009	128340	100%	114602	90%	31318	27%
Grand Total	5922857	59,66,864	101%	54,60,474	92%	17,29,247	32%

TABLE 6. Age-Appropriate Group (18-44 Years) Coverage as on 25/08/2022 midnight

18-44 years Coverage as on 26/08/2022 at 12 AM							
District	Target	First Dose					
		1st Dose Coverage	Percentage	2nd Dose Coverage	Percentage fully vaccinated	Precaution dose	%
Alappuzha	744178	670893	90%	637987	86%	29359	5%
Ernakulam	1470864	1513562	103%	1244418	85%	46653	4%
Idukki	437537	420097	96%	336934	77%	8895	3%
Kannur	947964	966954	102%	838396	88%	18597	2%
Kasaragod	556876	502626	90%	413914	74%	5846	1%
Kollam	1054752	934233	89%	800849	76%	24029	3%
Kottayam	665544	656730	99%	573690	86%	15641	3%
Kozhikode	1313678	1225419	93%	980525	75%	19921	2%
Malappuram	1777378	1834716	103%	1408008	79%	22774	2%
Palakkad	1088327	1088152	100%	926196	85%	32054	4%
Pathanamthitta	460819	444013	96%	360531	78%	14667	4%
Thiruvananthapuram	1309099	1250984	96%	1073460	82%	39197	4%
Thrissur	1274465	1099788	86%	1037428	81%	61800	6%
Wayanad	361152	354982	98%	303971	84%	5136	2%
Grand Total	13462633	1,29,63,149	96%	1,09,36,307	81%	344569	3%
*Among those who have taken first dose							

TABLE 7. Age-Appropriate Group (15-17 Years) Coverage as on 25/08/2022 midnight

15-17 years Coverage as on 26/08/2022 at 12 AM					
District	Target	1st Dose Coverage	Percentage	2nd Dose Coverage	Percentage fully vaccinated
Alappuzha	80832	80172	99%	67161	83%
Ernakulam	140530	120914	86%	94651	67%
Idukki	51339	39108	76%	31579	62%
Kannur	97722	102930	105%	77470	79%
Kasaragod	60496	53014	88%	36976	61%
Kollam	105234	100063	95%	75712	72%
Kottayam	85400	72136	84%	56741	66%
Kozhikode	143028	115782	81%	67034	47%
Malappuram	241212	195275	81%	98730	41%
Palakkad	132742	119766	90%	90318	68%
Pathanamthitta	48854	40841	84%	33266	68%
Thiruvananthapuram	145238	114599	79%	82784	57%
Thrissur	123540	126343	102%	101552	82%
Wayanad	29245	37408	128%	26938	92%
Grand Total	15,34,000	13,18,351	86%	9,40,912	61%

Table 8: Age appropriate group (12-14 years) Coverage as on 25/08/2022 midnight

12-14 years Coverage as on 26/08/2022 at 12 AM					
District	Target	1st Dose Coverage	Percentage	2nd Dose Coverage	Percentage fully vaccinated
Alappuzha	43284	51258	118%	38818	90%
Ernakulam	90244	77092	85%	50308	56%
Idukki	29672	24409	82%	16256	55%
Kannur	89079	60274	68%	38736	43%
Kasaragod	39968	33099	83%	19931	50%
Kollam	69984	58223	83%	36492	52%
Kottayam	55571	46082	83%	31515	57%
Kozhikode	103644	66965	65%	29076	28%
Malappuram	159652	120070	75%	38517	24%
Palakkad	75249	64344	86%	35312	47%
Pathanamthitta	33203	23655	71%	17412	52%
Thiruvananthapuram	93804	70647	75%	49015	52%
Thrissur	99789	76445	77%	57833	58%
Wayanad	27857	22390	80%	13763	49%
Grand Total	10,11,000	7,94,953	79%	4,72,984	47%

TABLE9.State Summary (18+) as on 25/08/2022 midnight

State Summary (18+) 26/08/2022 at 12 AM							
District	Target	First Dose	Percentage	Second Dose	Percentage*	Precaution Dose	Percentage
Alappuzha	1704179	1607493	94%	1520889	89%	253301	17%
Ernakulam	2954098	3114841	105%	2697879	91%	346309	13%
Idukki	869082	898336	103%	764391	88%	70845	9%
Kannur	1913861	2009479	105%	1810721	95%	196610	11%
Kasaragod	992363	972986	98%	832351	84%	61409	8%
Kollam	2093511	2072608	99%	1833774	88%	219726	12%
Kottayam	1562022	1561821	100%	1401665	90%	187882	14%
Kozhikode	2499523	2518514	101%	2145536	86%	191684	9%
Malappuram	2988358	3145288	105%	2568862	86%	173903	7%
Palakkad	2140261	2158324	101%	1908514	89%	236032	13%
Pathanamthitta	1036488	1093020	105%	941685	91%	174260	19%
Thiruvananthapuram	2675400	2712769	101%	2395357	90%	323076	14%
Thrissur	2545664	2446474	96%	2314482	91%	406756	18%
Wayanad	659698	691509	105%	612402	93%	54331	9%
Grand Total	2,66,34,508	2,70,03,462	101%	2,37,48,508	89%	2896124	13%

*Revised target population(> 18 years) as per MOHFW is 2.67 crores

*As per letter from Additional Secretary MOHFW- D O No 2317579/2021/Imm dated 15/09/2021

TABLE 10. Achievement for the day 25/08/2022 midnight

Daily achievement		25/08/2022		
District	First Dose	Second Dose	Precaution dose	Total Doses Administered
Alappuzha	20	61	1212	1293
Ernakulam	31	186	1638	1855
Idukki	4	25	226	255
Kannur	43	58	471	572
Kasaragod	7	24	58	89
Kollam	20	98	512	630
Kottayam	23	51	219	293
Kozhikode	26	61	280	367
Malappuram	33	211	649	893
Palakkad	14	95	569	678
Pathanamthitta	8	99	833	940
Thiruvananthapuram	74	310	883	1267
Thrissur	43	196	2564	2803
Wayanad	1	9	180	190
Grand Total	347	1484	10294	12125

** Vaccine stock details couldn't be downloaded from e-VIN portal as the portal is down.

TABLE11.COVID Vaccination related sites

support@cowin.gov.in https://www.cowin.gov.in/home https://dashboard.kerala.gov.in/ https://dhs.kerala.gov.in/https://aogyakeralam.gov.in/https://sha.kerala.gov.in/

TABLE10.COVID Vaccination related Helpline numbers

National/State/District	Line1	Line2	Line3
National Helpline	1075	+91 1123978046	0120 4473222
Disha	1056	04712552056	
StateCallCenter	04712309251	04712309252	04712309255
Thiruvananthapuram	9188610100	1077	
Kollam	04742797609	8589015556	
Pathanamthitta	04682222515	04682228220	
Alappuzha	04772239999		
Kottayam	04812565200	04812304800	04812581900
Idukki	18004255640	04862232220	04862233118
Ernakulam	9072303861		
Thrissur	9400066921	9400066922	9400066923
Palakkad	04912505264	04912505189	8943341439
Malappuram	04832733253	04832737858	04832733252
Kozhikode	7594001442		
Wayanad	04936202343	04936202375	9072510900
Kannur	04972700194		
Kasargod	9061076590	9061079244	9061078026