



www.health.kerala.gov.in

**COVID-19 OUTBREAK CONTROL AND PREVENTION STATE CELL
HEALTH&FAMILY WELFARE DEPARTMENT
Govt of Kerala**

controlroomdhskerala@gmail.com

www.dhs.kerala.gov.in

Kerala HEALTH-COVID-19 DAILY VACCINATION BULLETIN

Date: 26/08/2022

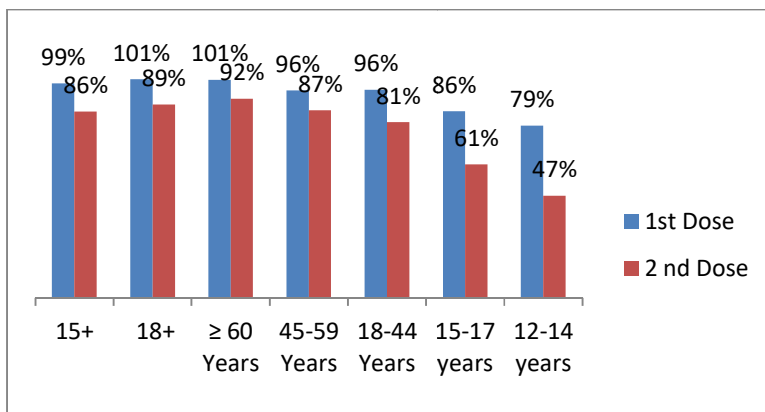
**OUR HEALTH OUR RESPONSIBILITY
VACCINE ADVISORY**

- *People who are vaccinated with Covid Vaccine are reported to have reduced Covid related ICU admissions, serious disease and death.*
- *Early vaccination is useful to safeguard our life from this deadly disease.*
- *Vaccination sessions are planned as per the availability of vaccine. All are requested to cooperate.*
- *After receiving the first dose, second dose of Covishield vaccine is to be taken between 12–16weeks and second dose of Covaxin between 4-6 weeks.*
- *Covid vaccination is currently available to all above 12years. Children in 12-14 age group will get Corbevax and Children in 15-18 age group will get Covaxin.*
- *All person above 18 years will get precaution dose after 9 months or 39 weeks from the second dose. Health Staffs, Frontline workers and people above 60 years will get precaution dose free of cost from government CVC and others will get precaution dose from private CVC at the rate fixed by the Government . The Same vaccine administered as first and second dose is to be taken as precaution dose. People above 60 years with co-morbidities should take medical advice before receiving precaution dose.*
- *Vaccination is available free of cost in all Government covid vaccination centers, and at a nominal rate (as per the Gol order F.No.2079203/2021/Immunization) in selected private Hospitals.*
- **ENSURE ALL YOUR ELIGIBLE FAMILY MEMBERS ARE PROTECTED BY RECEIVING ANY OF THE AVAILABLE COVID VACCINE.**
- **“COVAXIN, COVISHIELD AND CORBEVAX ARE EQUALLY EFFECTIVE AND SAFE”**
- **“BE FULLY PROTECTED – GET THE SECOND DOSE AND PRECAUTION DOSE AT YOUR SCHEDULED TIME”**

ANALYSIS


COVID-19 mass vaccinations are showing signs of preventing illness and steep decline in cases and hospital admissions in countries which done vaccination. Kerala started its vaccination for health care workers from January 16, 2021. The COVID-19 Vaccines Operational Guidelines issued by the Ministry of Health and Family Welfare, Govt. of India, 28th December 2020 and all subsequent Guidelines issued by Ministry of Health and Family Welfare, Govt of India are followed at the sites and all vaccination lanes

Summary of COVID Vaccine Administered as on 26/08/2022 midnight



- 99%** of eligible population vaccinated with a single dose till August 26
- 86%** of eligible population vaccinated with double dose till August 26
- State has vaccinated about **86%** of children aged 15 - 17 years with a single dose

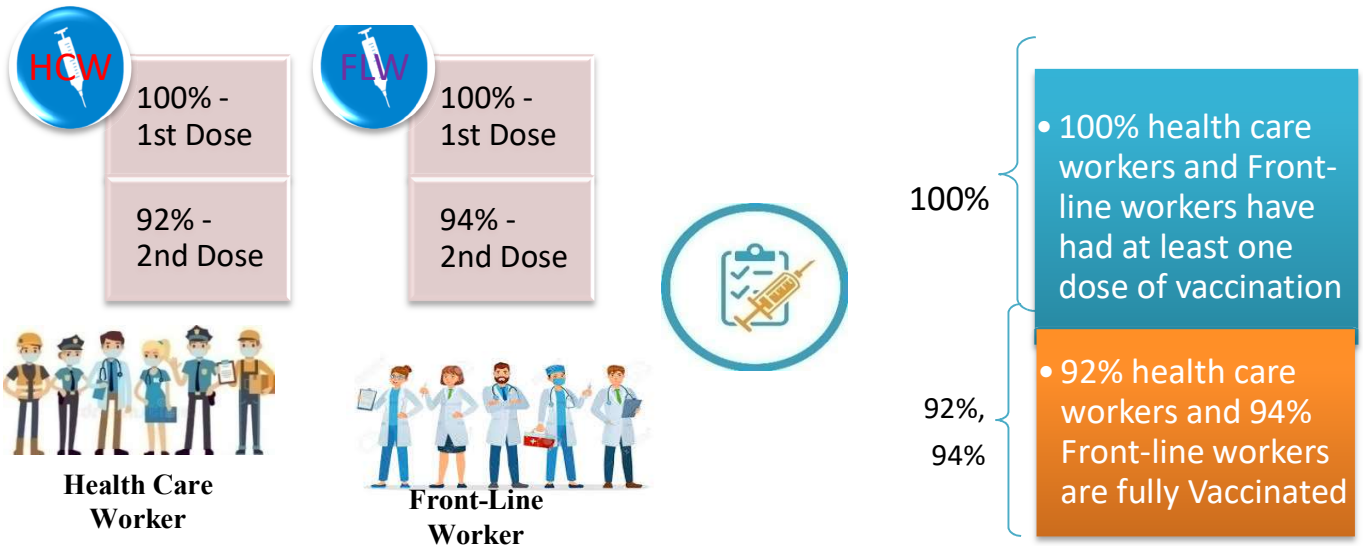
Time Line of Vaccination Coverage



Kerala began administration of COVID 19 Vaccines on 16th January, 2021. As of 26th August 2022, Kerala has administered over 55 million doses overall, including first and second doses of vaccines.

Over 99 per cent of the eligible population (15 + years) in Kerala has been administered the first dose of the Covid-19 vaccine. The state has achieved the target within 510 days since the beginning of the vaccination drive on January 16, 2021

Health Care Workers & Front-line Workers Vaccinated



Are You Vaccinated? You Still Need to Practice: SMS

- Even after vaccination, follow COVID appropriate behavior
- Practice Social Distancing and greet without physical contact
- Always wear clean face mask
- Wash your hands thoroughly and frequently or use hand sanitizer
- Follow the current COVID 19 guidelines to prevent further spread
- Stay Safe. Stay Strong. Get Vaccinated



Even After Getting Vaccinated Keep Taking Precautions to Protect Your Self



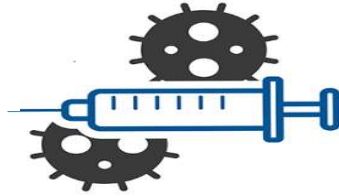
The Race Towards Full Vaccination - Weekly Trend

30th July – 5th Aug, 2022

Kerala Administered over

1.87 Lakh

COVID Vaccine Doses during 30th July to 5th Aug, 2022



From 30th July to 5th Aug, 2022 on average

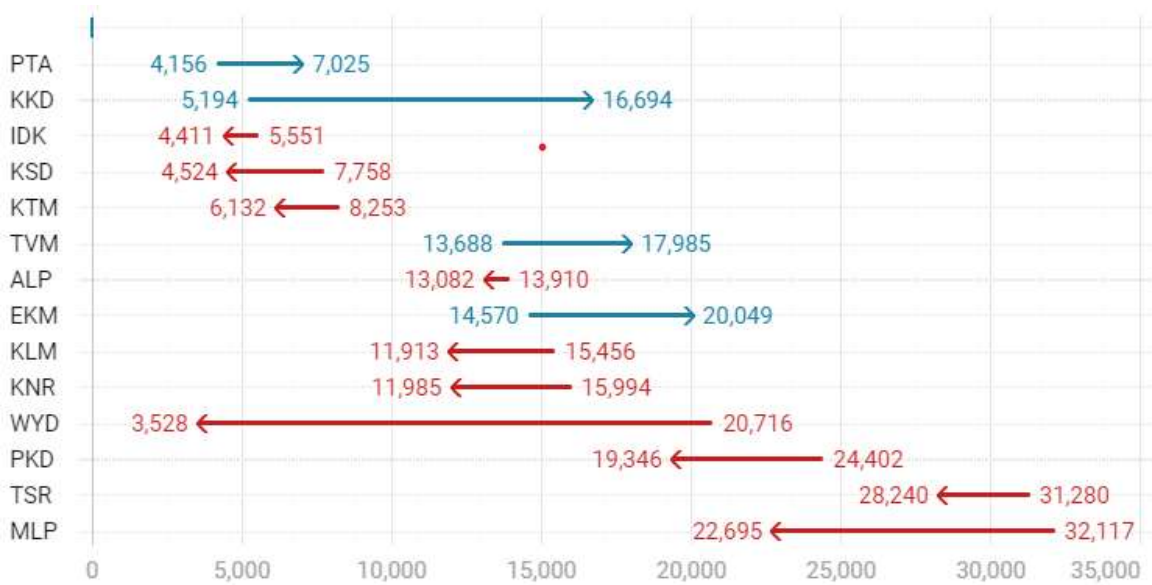
0.27 lakh

doses were administered daily.

Average Doses Administered Per day per week (in 1000)



Trend in average per day vaccination (in 1000) for the last two weeks



Race Against Time – Vaccination Quarterly Status

(Q1:16th Jan-Mar, Q2: Apr-June, Q3: July-Sep, Q4: Oct - Dec)

Daily Average Doses Administered per Quarter

In the first Quarter, only 42201 first doses and 5324 second doses were administered daily on average. During the second, third and fourth quarters, the daily vaccination of the first and second doses increased significantly.



Vaccination Achievement per Quarter

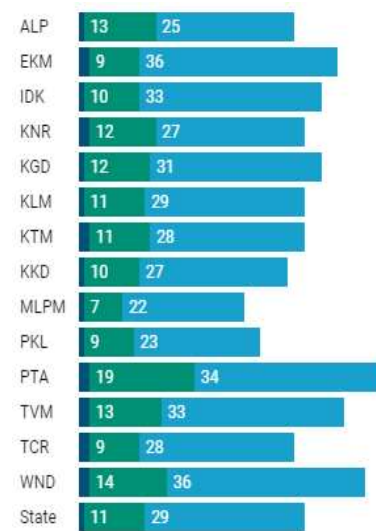
In the third quarter of the immunization drive, 52% of the eligible population (18 + age) in Kerala were given the first dose and 29% the second dose.

■ Q1 ■ Q2 ■ Q3

First Dose

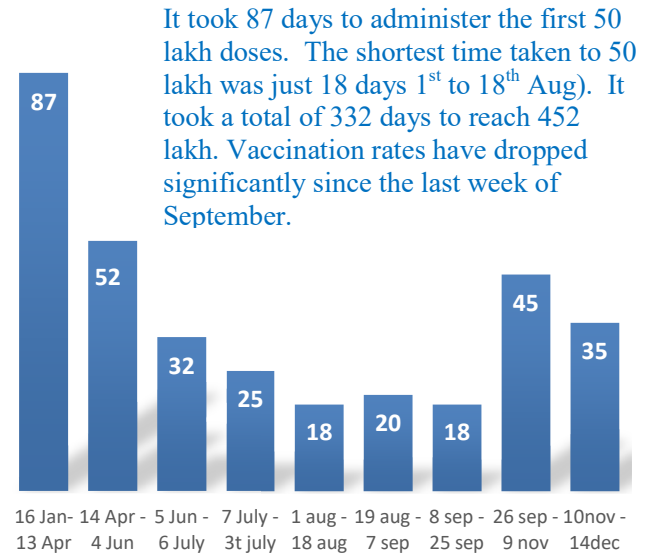


Second Dose



Dose Progression

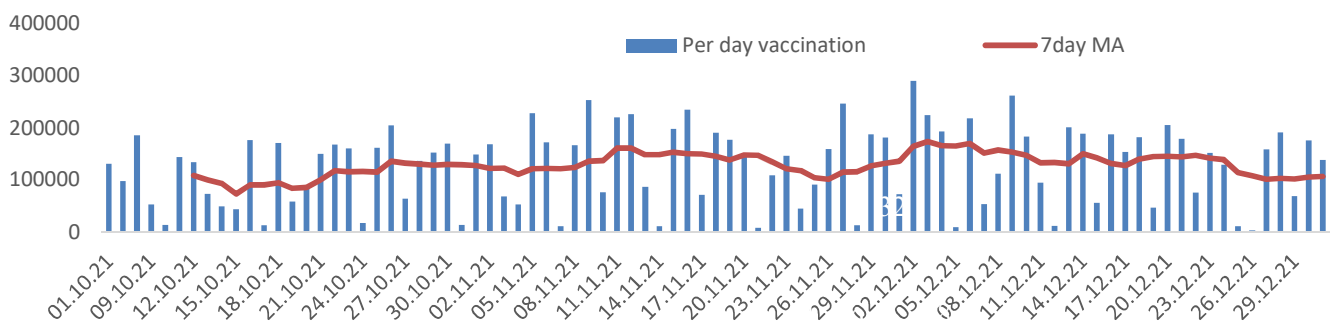
The chart shows the days taken for total COVID-19 Vaccination doses (both first and second) in Kerala to cross every 50 lakh dose mark



It took 87 days to administer the first 50 lakh doses. The shortest time taken to 50 lakh was just 18 days 1st to 18th Aug). It took a total of 332 days to reach 452 lakh. Vaccination rates have dropped significantly since the last week of September.

Vaccine Administered per Day and 7 days Moving Average in Last Quarter (Oct -Dec)

The seven-day moving average of daily doses in the last quarter showed a peak on December 2nd and continued to fluctuate thereafter



Important Message to the Public

- a. *Infection or infection rate is only a part and disease manifestation of disease is to be monitored*
- b. *Fatality among vaccinated people is very less. Disease severity among vaccinated people is less.*
- c. *People with comorbidity should be careful. Once detected covid positive they should get admitted and do not stay at home.*
- d. *Death in covid positive cases are among unvaccinated people, especially having comorbidities like Diabetes and Hypertension*
- e. *Late arrival to hospitals is one of the reason for Death among people with comorbidities*
- f. *Vaccinated people, only if symptomatic are advised to consult Doctor.*
- g. *Non Vaccinated people, if symptomatic, may do RTPCR test*
- h. *Antigen testing is only for emergency purpose*
- i. *Non vaccinated people with co-morbidities to do testing by RTPCR and consult doctor*
- j. *Repeat RTPCR is not needed among the people who are detected COVID positive in the previous 2 months*
- k. *All young person detected positive and at home isolation should do glucose test*

TABLE1.Total Vaccination done in the State as on 26/08/2022 midnight

State Summary (15+ years)-Total doses administered till 27/08/2022 at 12 AM								
District	Target	First Dose	Percent age	Second Dose	Percentage*	Precaution Dose	Percentage	Total doses administered
Alappuzha	1829568	1738929	95%	1626925	89%	254059	17%	36,19,913
Ernakulam	3217878	3312890	104%	2842976	89%	347646	13%	65,03,512
Idukki	950762	961861	101%	812262	85%	71119	10%	18,45,242
Kannur	2100307	2172716	103%	1927032	92%	197319	11%	42,97,067
Kasaragod	1092141	1059099	97%	889263	81%	61443	8%	20,09,805
Kollam	2268371	2230910	98%	1946066	86%	220323	12%	43,97,299
Kottayam	1704500	1680048	99%	1489949	87%	188104	14%	33,58,101
Kozhikode	2746273	2701290	98%	2241736	82%	192141	9%	51,35,167
Malappuram	3386535	3460722	102%	2706434	80%	175344	7%	63,42,500
Palakkad	2349082	2342476	100%	2034288	87%	236844	13%	46,13,608
Pathanamthitta	1118564	1157516	103%	992367	89%	174303	19%	23,24,186
Thiruvananthapuram	2914006	2898035	99%	2527216	87%	323361	14%	57,48,612
Thrissur	2767777	2649276	96%	2473942	89%	407713	18%	55,30,931
Wayanad	716933	751312	105%	653119	91%	54424	9%	14,58,855
Grand Total	29,162,697	2,91,17,080	99%	2,51,63,575	86%	29,04,143	13%	5,71,84,798

TABLE2.Covid-19 Vaccination Center Functional in the State as on 26/08/2022 midnight(27/08/2022 12AM)

DISTRICTS	12+	15+	18+	Total
Alappuzha	0	84	8	92
Ernakulam	0	7	58	65
Idukki	3	2	12	17
Kannur	1	3	24	28
Kasaragod	4	3	5	12
Kollam	3	12	25	40
Kottayam	2	18	24	44
Kozhikode	0	16	18	34
Malappuram	1	6	24	31
Palakkad	4	9	10	23
Pathanamthitta	0	1	6	7
Thiruvananthapuram	0	0	5	5
Thrissur	0	28	59	87
Wayanad	0	0	3	3
GrandTotal	18	189	281	488

TABLE3. Health Care Workers Coverage as on 26/08/2022 midnight

<i>DISTRICT</i>	<i>1st DOSE</i>	<i>2nd Dose</i>	<i>% fully vaccinated</i>	<i>Precaution dose</i>	<i>Precaution dose (%) *</i>
Alappuzha	29023	27261	94%	15228	56%
Ernakulam	85572	75893	89%	34654	46%
Idukki	13556	13027	96%	6725	52%
Kannur	40390	37575	93%	19955	53%
Kasaragod	11611	10827	93%	5230	48%
Kollam	36043	33850	94%	16929	50%
Kottayam	38708	36346	94%	18612	51%
Kozhikode	52736	47984	91%	20137	42%
Malappuram	44835	42038	94%	20130	48%
Palakkad	34677	32046	92%	17117	54%
Pathanamthitta	29338	25118	86%	13245	53%
Thiruvananthapuram	73435	66458	90%	30193	46%
Thrissur	51910	49228	95%	29300	60%
Wayanad	13985	13303	95%	7264	55%
Grand Total	555819	510954	92%	254719	50%

1st Dose coverage for HCW is 100%

*Proportion of beneficiaries who are eligible (completed 9 months after 2nd dose)

TABLE4. Frontline workers Coverage as on 26/08/2022 midnight

<i>DISTRICT</i>	<i>1st dose</i>	<i>2nd Dose</i>	<i>% fully vaccinated</i>	<i>Precaution dose</i>	<i>Precaution dose(%) *</i>
Alappuzha	39133	36778	94%	15044	41%
Ernakulam	54937	50391	92%	20352	40%
Idukki	22998	21369	93%	6518	31%
Kannur	41387	39991	97%	14424	36%
Kasaragod	24615	22505	91%	6899	31%
Kollam	42237	38884	92%	12147	31%
Kottayam	32142	30621	95%	12310	40%
Kozhikode	55275	52591	95%	11111	21%
Malappuram	53922	51319	95%	15868	31%
Palakkad	48097	45585	95%	19090	42%
Pathanamthitta	25252	22561	89%	8134	36%
Thiruvananthapuram	73014	67695	93%	26767	40%
Thrissur	41911	40763	97%	21076	52%
Wayanad	17022	16103	95%	4684	29%
Grand Total	571942	537156	94%	194424	36%

1st Dose coverage for FLW is 100%

*Proportion of beneficiaries who are eligible (completed 9 months after 2nd dose)

TABLE5.Age-Appropriate Group (45-59 Years) Coverage as on 26/08/2022 midnight

Table 5: Age appropriate group (45-59 years) coverage							
45-59 years Coverage as on		27/08/2022		at 12 AM			
District	Target	1st Dose Coverage	Percentage	2nd Dose Coverage	Percentage fully vaccinated	Precaution dose	%
Alappuzha	535436	439203	82%	417151	78%	35057	9%
Ernakulam	809349	784077	97%	704790	87%	40521	6%
Idukki	237564	247049	104%	219591	92%	9114	4%
Kannur	527295	516123	98%	481431	91%	22587	5%
Kasaragod	253027	252375	100%	224523	89%	5953	3%
Kollam	541201	560376	104%	504034	93%	27838	6%
Kottayam	478470	414343	87%	375878	79%	17365	5%
Kozhikode	658949	655629	99%	583458	89%	23766	4%
Malappuram	733338	723494	99%	631755	86%	25185	4%
Palakkad	614226	547458	89%	501722	82%	36910	7%
Pathanamthitta	264372	281981	107%	252247	95%	17673	7%
Thiruvananthapuram	735836	682039	93%	615168	84%	37511	6%
Thrissur	689418	664394	96%	627569	91%	70843	11%
Wayanad	170537	177182	104%	164426	96%	5988	4%
Grand Total	7249018	69,45,723	96%	63,03,743	87%	376311	6%

TABLE6.Age-Appropriate Group (≥60 Years) Coverage as on 26/08/2022midnight

Table 6: Age appropriate group (≥ 60 years) coverage							
≥ 60 years Coverage as on		27/08/2022		at 12 AM			
District	Target	1st Dose Coverage	Percentage	2nd Dose Coverage	Percentage fully vaccinated	Precaution dose	%
Alappuzha	424565	429241	101%	401716	95%	159060	40%
Ernakulam	673885	676703	100%	622414	92%	204920	33%
Idukki	193981	194636	100%	173476	89%	39718	23%
Kannur	438602	444630	101%	413340	94%	121446	30%
Kasaragod	182460	181759	100%	160582	88%	37500	24%
Kollam	497558	499722	100%	456173	92%	139112	31%
Kottayam	418008	419902	100%	385135	92%	124082	33%
Kozhikode	526896	529459	100%	480996	91%	117042	25%
Malappuram	477642	488338	102%	435803	91%	90758	21%
Palakkad	437708	439945	101%	402979	92%	131283	33%
Pathanamthitta	311297	312436	100%	281229	90%	120568	43%
Thiruvananthapuram	630465	633301	100%	572592	91%	189600	33%
Thrissur	581781	588473	101%	559505	96%	224292	41%
Wayanad	128009	128340	100%	114602	90%	31324	27%
Grand Total	5922857	59,66,885	101%	54,60,542	92%	17,30,705	32%

TABLE 6. Age-Appropriate Group (18-44 Years) Coverage as on 26/08/2022 midnight

18-44 years Coverage as on 27/08/2022 at 12 AM							
District	Target	First Dose					
		1st Dose Coverage	Percentage	2nd Dose Coverage	Percentage fully vaccinated	Precaution dose	%
Alappuzha	744178	670896	90%	638026	86%	29670	5%
Ernakulam	1470864	1513591	103%	1244519	85%	47199	4%
Idukki	437537	420104	96%	336960	77%	9044	3%
Kannur	947964	966971	102%	838445	88%	18907	2%
Kasaragod	556876	502626	90%	413919	74%	5861	1%
Kollam	1054752	934242	89%	800895	76%	24297	3%
Kottayam	665544	656735	99%	573713	86%	15735	3%
Kozhikode	1313678	1225442	93%	980579	75%	20085	2%
Malappuram	1777378	1834786	103%	1408267	79%	23403	2%
Palakkad	1088327	1088160	100%	926252	85%	32444	4%
Pathanamthitta	460819	444013	96%	360533	78%	14683	4%
Thiruvananthapuram	1309099	1250991	96%	1073487	82%	39290	4%
Thrissur	1274465	1099798	86%	1037476	81%	62202	6%
Wayanad	361152	354985	98%	303984	84%	5164	2%
Grand Total	13462633	1,29,63,340	96%	1,09,37,055	81%	347984	3%
*Among those who have taken first dose							

TABLE 7. Age-Appropriate Group (15-17 Years) Coverage as on 26/08/2022 midnight

15-17 years Coverage as on 27/08/2022 at 12 AM					
District	Target	1st Dose Coverage	Percentage	2nd Dose Coverage	Percentage fully vaccinated
Alappuzha	80832	80175	99%	67175	83%
Ernakulam	140530	120918	86%	94661	67%
Idukki	51339	39109	76%	31579	62%
Kannur	97722	102941	105%	77514	79%
Kasaragod	60496	53014	88%	36976	61%
Kollam	105234	100065	95%	75726	72%
Kottayam	85400	72136	84%	56741	66%
Kozhikode	143028	115784	81%	67052	47%
Malappuram	241212	195277	81%	98735	41%
Palakkad	132742	119774	90%	90347	68%
Pathanamthitta	48854	40841	84%	33267	68%
Thiruvananthapuram	145238	114599	79%	82790	57%
Thrissur	123540	126345	102%	101568	82%
Wayanad	29245	37408	128%	26938	92%
Grand Total	15,34,000	13,18,386	86%	9,41,069	61%

Table 8: Age appropriate group (12-14 years) Coverage as on 26/08/2022 midnight

12-14 years Coverage as on 27/08/2022 at 12 AM					
District	Target	1st Dose Coverage	Percentage	2nd Dose Coverage	Percentage fully vaccinated
Alappuzha	43284	51258	118%	38818	90%
Ernakulam	90244	77092	85%	50308	56%
Idukki	29672	24409	82%	16260	55%
Kannur	89079	60274	68%	38736	43%
Kasaragod	39968	33099	83%	19931	50%
Kollam	69984	58225	83%	36504	52%
Kottayam	55571	46082	83%	31515	57%
Kozhikode	103644	66965	65%	29076	28%
Malappuram	159652	120070	75%	38517	24%
Palakkad	75249	64365	86%	35357	47%
Pathanamthitta	33203	23655	71%	17412	52%
Thiruvananthapuram	93804	70656	75%	49026	52%
Thrissur	99789	76445	77%	57833	58%
Wayanad	27857	22390	80%	13763	49%
Grand Total	10,11,000	7,94,985	79%	4,73,056	47%

TABLE9.State Summary (18+) as on 26/08/2022 midnight

State Summary (18+) 27/08/2022 at 12 AM							
District	Target	First Dose	Percentage	Second Dose	Percentage*	Precaution Dose	Percentage
Alappuzha	1704179	1607496	94%	1520932	89%	254059	17%
Ernakulam	2954098	3114880	105%	2698007	91%	347646	13%
Idukki	869082	898343	103%	764423	88%	71119	10%
Kannur	1913861	2009501	105%	1810782	95%	197319	11%
Kasaragod	992363	972986	98%	832356	84%	61443	8%
Kollam	2093511	2072620	99%	1833836	88%	220323	12%
Kottayam	1562022	1561830	100%	1401693	90%	188104	14%
Kozhikode	2499523	2518541	101%	2145608	86%	192141	9%
Malappuram	2988358	3145375	105%	2569182	86%	175344	7%
Palakkad	2140261	2158337	101%	1908584	89%	236844	13%
Pathanamthitta	1036488	1093020	105%	941688	91%	174303	19%
Thiruvananthapuram	2675400	2712780	101%	2395400	90%	323361	14%
Thrissur	2545664	2446486	96%	2314541	91%	407713	18%
Wayanad	659698	691514	105%	612418	93%	54424	9%
Grand Total	2,66,34,508	2,70,03,709	101%	2,37,49,450	89%	2904143	13%

*Revised target population(> 18 years) as per MOHFW is 2.67 crores

*As per letter from Additional Secretary MOHFW- D O No 2317579/2021/Imm dated 15/09/2021

TABLE 10. Achievement for the day 26/08/2022 midnight

Daily achievement		26/08/2022		
District	First Dose	Second Dose	Precaution dose	Total Doses Administered
Alappuzha	6	57	745	808
Ernakulam	42	137	1331	1510
Idukki	8	36	274	318
Kannur	33	105	706	844
Kasaragod	0	5	33	38
Kollam	16	88	597	701
Kottayam	8	29	214	251
Kozhikode	23	90	455	568
Malappuram	89	325	1441	1855
Palakkad	42	144	812	998
Pathanamthitta	0	4	40	44
Thiruvananthapuram	19	59	285	363
Thrissur	14	74	956	1044
Wayanad	5	16	93	114
Grand Total	305	1169	7982	9456

** Vaccine stock details couldn't be downloaded from e-VIN portal as the portal is down.

TABLE11.COVID Vaccination related sites

support@cowin.gov.in https://www.cowin.gov.in/home https://dashboard.kerala.gov.in/ https://dhs.kerala.gov.in/https://aogyakeralam.gov.in/https://sha.kerala.gov.in/

TABLE10.COVID Vaccination related Helpline numbers

National/State/District	Line1	Line2	Line3
National Helpline	1075	+91 1123978046	0120 4473222
Disha	1056	04712552056	
StateCallCenter	04712309251	04712309252	04712309255
Thiruvananthapuram	9188610100	1077	
Kollam	04742797609	8589015556	
Pathanamthitta	04682222515	04682228220	
Alappuzha	04772239999		
Kottayam	04812565200	04812304800	04812581900
Idukki	18004255640	04862232220	04862233118
Ernakulam	9072303861		
Thrissur	9400066921	9400066922	9400066923
Palakkad	04912505264	04912505189	8943341439
Malappuram	04832733253	04832737858	04832733252
Kozhikode	7594001442		
Wayanad	04936202343	04936202375	9072510900
Kannur	04972700194		
Kasargod	9061076590	9061079244	9061078026