



കേരള സർക്കാർ

www.health.kerala.gov.in

**COVID-19 OUTBREAK CONTROL AND PREVENTION STATE CELL
HEALTH&FAMILY WELFARE DEPARTMENT
Govt of Kerala**

controlroomdhsKERALA@gmail.com

www.dhs.kerala.gov.in

Kerala HEALTH-COVID-19 DAILY VACCINATION BULLETIN

Date: 28/08/2022

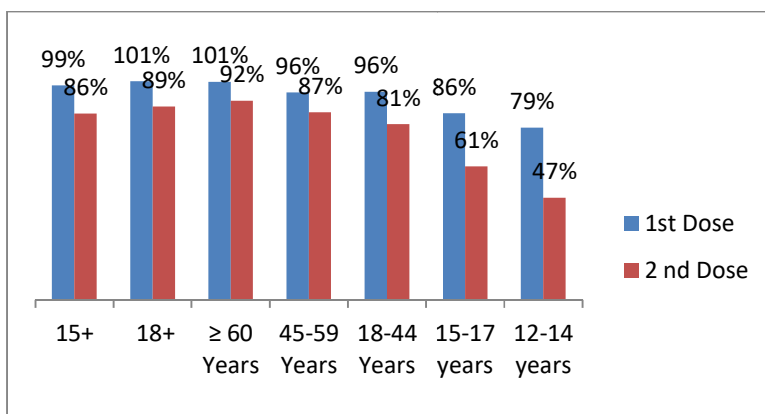
**OUR HEALTH OUR RESPONSIBILITY
VACCINE ADVISORY**

- *People who are vaccinated with Covid Vaccine are reported to have reduced Covid related ICU admissions, serious disease and death.*
- *Early vaccination is useful to safeguard our life from this deadly disease.*
- *Vaccination sessions are planned as per the availability of vaccine. All are requested to cooperate.*
- *After receiving the first dose, second dose of Covishield vaccine is to be taken between 12–16weeks and second dose of Covaxin between 4-6 weeks.*
- *Covid vaccination is currently available to all above 12years. Children in 12-14 age group will get Corbevax and Children in 15-18 age group will get Covaxin.*
- *All person above 18 years will get precaution dose after 9 months or 39 weeks from the second dose. Health Staffs, Frontline workers and people above 60 years will get precaution dose free of cost from government CVC and others will get precaution dose from private CVC at the rate fixed by the Government . The Same vaccine administered as first and second dose is to be taken as precaution dose. People above 60 years with co-morbidities should take medical advice before receiving precaution dose.*
- *Vaccination is available free of cost in all Government covid vaccination centers, and at a nominal rate (as per the Gol order F.No.2079203/2021/Immunization) in selected private Hospitals.*
- **ENSURE ALL YOUR ELIGIBLE FAMILY MEMBERS ARE PROTECTED BY RECEIVING ANY OF THE AVAILABLE COVID VACCINE.**
- **“COVAXIN, COVISHIELD AND CORBEVAX ARE EQUALLY EFFECTIVE AND SAFE”**
- **“BE FULLY PROTECTED – GET THE SECOND DOSE AND PRECAUTION DOSE AT YOUR SCHEDULED TIME”**

ANALYSIS

COVID-19 mass vaccinations are showing signs of preventing illness and steep decline in cases and hospital admissions in countries which done vaccination. Kerala started its vaccination for health care workers from January 16, 2021. The COVID-19 Vaccines Operational Guidelines issued by the Ministry of Health and Family Welfare, Govt. of India, 28th December 2020 and all subsequent Guidelines issued by Ministry of Health and Family Welfare, Govt of India are followed at the sites and all vaccination lanes

Summary of COVID Vaccine Administered as on 28/08/2022 midnight




99% of eligible population vaccinated with a single dose till August 28

86% of eligible population vaccinated with double dose till August 28

State has vaccinated about **86%** of children aged 15 - 17 years with a single dose

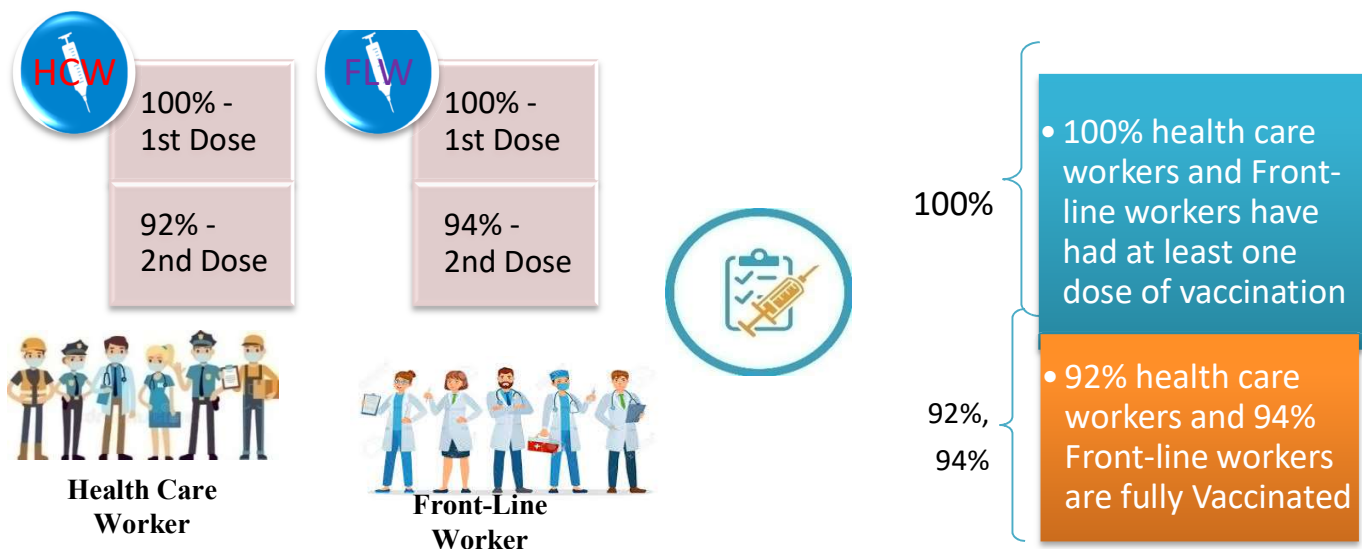
Time Line of Vaccination Coverage



Kerala began administration of COVID 19 Vaccines on 16th January, 2021. As of 28th August 2022, Kerala has administered over 55 million doses overall, including first and second doses of vaccines.


Over 99 per cent of the eligible population (15 + years) in Kerala has been administered the first dose of the Covid-19 vaccine. The state has achieved the target within 510 days since the beginning of the vaccination drive on January 16, 2021

Health Care Workers & Front-line Workers Vaccinated



Are You Vaccinated? You Still Need to Practice: SMS

- Even after vaccination, follow COVID appropriate behavior
- Practice Social Distancing and greet without physical contact
- Always wear clean face mask
- Wash your hands thoroughly and frequently or use hand sanitizer
- Follow the current COVID 19 guidelines to prevent further spread
- Stay Safe. Stay Strong. Get Vaccinated



Even After Getting Vaccinated Keep Taking Precautions to Protect Your Self



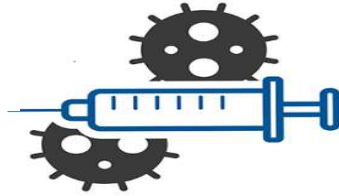
The Race Towards Full Vaccination - Weekly Trend

30th July – 5th Aug, 2022

Kerala Administered over

1.87 Lakh

COVID Vaccine Doses during 30th July to 5th Aug, 2022



From 30th July to 5th Aug, 2022 on average

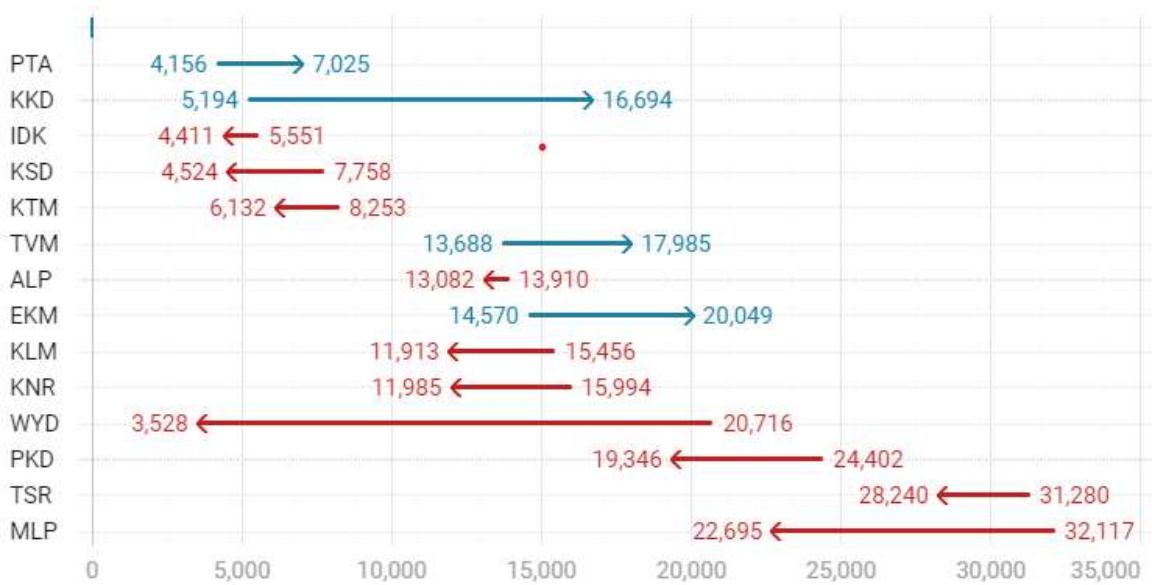
0.27 lakh

doses were administered daily.

Average Doses Administered Per day per week (in 1000)



Trend in average per day vaccination (in 1000) for the last two weeks



Race Against Time – Vaccination Quarterly Status

(Q1:16th Jan-Mar, Q2: Apr-June, Q3: July-Sep, Q4: Oct - Dec)

Daily Average Doses Administered per Quarter

In the first Quarter, only 42201 first doses and 5324 second doses were administered daily on average. During the second, third and fourth quarters, the daily vaccination of the first and second doses increased significantly.



Vaccination Achievement per Quarter

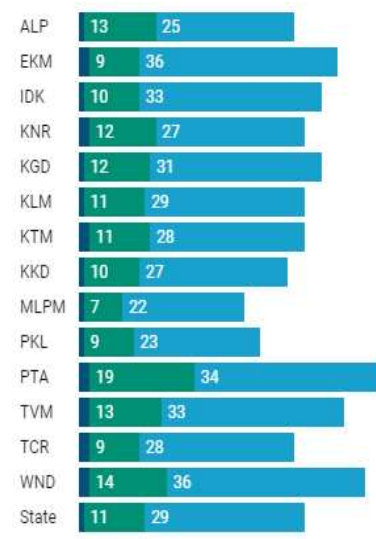
In the third quarter of the immunization drive, 52% of the eligible population (18 + age) in Kerala were given the first dose and 29% the second dose.

■ Q1 ■ Q2 ■ Q3

First Dose

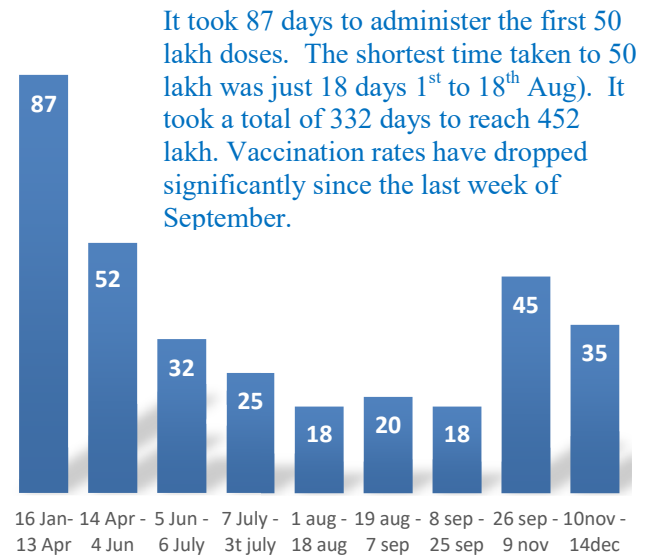


Second Dose



Dose Progression

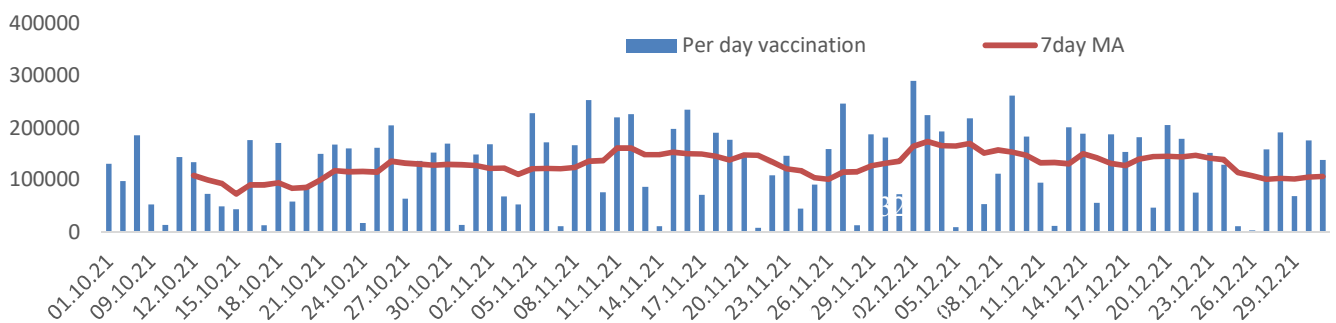
The chart shows the days taken for total COVID-19 Vaccination doses (both first and second) in Kerala to cross every 50 lakh dose mark



It took 87 days to administer the first 50 lakh doses. The shortest time taken to 50 lakh was just 18 days 1st to 18th Aug). It took a total of 332 days to reach 452 lakh. Vaccination rates have dropped significantly since the last week of September.

Vaccine Administered per Day and 7 days Moving Average in Last Quarter (Oct -Dec)

The seven-day moving average of daily doses in the last quarter showed a peak on December 2nd and continued to fluctuate thereafter



Important Message to the Public

- a. *Infection or infection rate is only a part and disease manifestation of disease is to be monitored*
- b. *Fatality among vaccinated people is very less. Disease severity among vaccinated people is less.*
- c. *People with comorbidity should be careful. Once detected covid positive they should get admitted and do not stay at home.*
- d. *Death in covid positive cases are among unvaccinated people, especially having comorbidities like Diabetes and Hypertension*
- e. *Late arrival to hospitals is one of the reason for Death among people with comorbidities*
- f. *Vaccinated people, only if symptomatic are advised to consult Doctor.*
- g. *Non Vaccinated people, if symptomatic, may do RTPCR test*
- h. *Antigen testing is only for emergency purpose*
- i. *Non vaccinated people with co-morbidities to do testing by RTPCR and consult doctor*
- j. *Repeat RTPCR is not needed among the people who are detected COVID positive in the previous 2 months*
- k. *All young person detected positive and at home isolation should do glucose test*

TABLE1.Total Vaccination done in the State as on 28/08/2022 midnight

State Summary (15+ years)-Total doses administered till 29/08/2022 at 12 AM								
District	Target	First Dose	Percent age	Second Dose	Percentage*	Precaution Dose	Percentage	Total doses administered
Alappuzha	1829568	1738988	95%	1627107	89%	255161	17%	36,21,256
Ernakulam	3217878	3312994	104%	2843408	89%	348452	13%	65,04,854
Idukki	950762	961878	101%	812321	85%	71314	10%	18,45,513
Kannur	2100307	2172791	103%	1927359	92%	198266	11%	42,98,416
Kasaragod	1092141	1059145	97%	889435	81%	61717	8%	20,10,297
Kollam	2268371	2230990	98%	1946460	86%	220590	12%	43,98,040
Kottayam	1704500	1680103	99%	1490151	88%	188390	14%	33,58,644
Kozhikode	2746273	2701390	98%	2242165	82%	192582	9%	51,36,137
Malappuram	3386535	3460810	102%	2706787	80%	176010	7%	63,43,607
Palakkad	2349082	2342680	100%	2034898	87%	237192	13%	46,14,770
Pathanamthitta	1118564	1157582	103%	992510	89%	174379	19%	23,24,471
Thiruvananthapuram	2914006	2898134	99%	2527638	87%	323609	14%	57,49,381
Thrissur	2767777	2649448	96%	2474416	89%	409840	18%	55,33,704
Wayanad	716933	751321	105%	653211	91%	54719	9%	14,59,251
Grand Total	29,162,697	2,91,18,254	99%	2,51,67,866	86%	29,12,221	13%	5,71,98,341

TABLE2.Covid-19 Vaccination Center Functional in the State as on 28/08/2022 midnight(29/08/2022 12AM)

DISTRICTS	12+	15+	18+	Total
Alappuzha	0	0	2	2
Ernakulam	0	1	4	5
Idukki	0	0	0	0
Kannur	0	0	2	2
Kasaragod	0	0	1	1
Kollam	1	0	0	1
Kottayam	0	0	1	1
Kozhikode	0	0	2	2
Malappuram	0	0	0	0
Palakkad	0	0	1	1
Pathanamthitta	0	0	0	0
Thiruvananthapuram	0	0	3	3
Thrissur	0	1	9	10
Wayanad	0	0	0	0
GrandTotal	1	2	25	28

TABLE3. Health Care Workers Coverage as on 28/08/2022 midnight

<i>DISTRICT</i>	<i>1st DOSE</i>	<i>2nd Dose</i>	<i>% fully vaccinated</i>	<i>Precaution dose</i>	<i>Precaution dose (%) *</i>
Alappuzha	29023	27261	94%	15239	56%
Ernakulam	85572	75893	89%	34715	46%
Idukki	13556	13027	96%	6730	52%
Kannur	40390	37576	93%	19964	53%
Kasaragod	11611	10827	93%	5236	49%
Kollam	36043	33850	94%	16936	50%
Kottayam	38708	36346	94%	18622	51%
Kozhikode	52736	47985	91%	20147	42%
Malappuram	44835	42038	94%	20148	48%
Palakkad	34677	32046	92%	17121	54%
Pathanamthitta	29338	25118	86%	13246	53%
Thiruvananthapuram	73435	66458	90%	30201	46%
Thrissur	51910	49229	95%	29331	60%
Wayanad	13985	13304	95%	7275	55%
Grand Total	555819	510958	92%	254911	50%

1st Dose coverage for HCW is 100%

*Proportion of beneficiaries who are eligible (completed 9 months after 2nd dose)

TABLE4. Frontline workers Coverage as on 28/08/2022 midnight

<i>DISTRICT</i>	<i>1st dose</i>	<i>2nd Dose</i>	<i>% fully vaccinated</i>	<i>Precaution dose</i>	<i>Precaution dose(%) *</i>
Alappuzha	39133	36778	94%	15053	41%
Ernakulam	54937	50391	92%	20360	40%
Idukki	22998	21370	93%	6524	31%
Kannur	41387	39991	97%	14445	36%
Kasaragod	24615	22506	91%	6906	31%
Kollam	42237	38884	92%	12158	31%
Kottayam	32142	30621	95%	12314	40%
Kozhikode	55275	52591	95%	11127	21%
Malappuram	53922	51322	95%	15887	31%
Palakkad	48097	45585	95%	19093	42%
Pathanamthitta	25252	22561	89%	8136	36%
Thiruvananthapuram	73014	67695	93%	26783	40%
Thrissur	41911	40764	97%	21098	52%
Wayanad	17022	16104	95%	4694	29%
Grand Total	571942	537163	94%	194578	36%

1st Dose coverage for FLW is 100%

*Proportion of beneficiaries who are eligible (completed 9 months after 2nd dose)

TABLE5.Age-Appropriate Group (45-59 Years) Coverage as on 28/08/2022 midnight

Table 5: Age appropriate group (45-59 years) coverage							
45-59 years Coverage as on		29/08/2022		at 12 AM			
District	Target	1st Dose Coverage	Percentage	2nd Dose Coverage	Percentage fully vaccinated	Precaution dose	%
Alappuzha	535436	439203	82%	417159	78%	35438	9%
Ernakulam	809349	784080	97%	704803	87%	40718	6%
Idukki	237564	247050	104%	219591	92%	9173	4%
Kannur	527295	516125	98%	481440	91%	22965	5%
Kasaragod	253027	252379	100%	224532	89%	6038	3%
Kollam	541201	560376	104%	504038	93%	27925	6%
Kottayam	478470	414343	87%	375881	79%	17431	5%
Kozhikode	658949	655632	99%	583466	89%	23897	4%
Malappuram	733338	723498	99%	631777	86%	25401	4%
Palakkad	614226	547458	89%	501725	82%	37002	8%
Pathanamthitta	264372	281981	107%	252247	95%	17704	7%
Thiruvananthapuram	735836	682039	93%	615169	84%	37566	6%
Thrissur	689418	664400	96%	627587	91%	71658	12%
Wayanad	170537	177182	104%	164430	96%	6101	4%
Grand Total	7249018	69,45,746	96%	63,03,845	87%	379017	6%

TABLE6.Age-Appropriate Group (≥60 Years) Coverage as on 28/08/2022midnight

Table 6: Age appropriate group (≥ 60 years) coverage							
≥ 60 years Coverage as on		29/08/2022		at 12 AM			
District	Target	1st Dose Coverage	Percentage	2nd Dose Coverage	Percentage fully vaccinated	Precaution dose	%
Alappuzha	424565	429243	101%	401728	95%	159329	40%
Ernakulam	673885	676705	100%	622424	92%	205078	33%
Idukki	193981	194636	100%	173476	89%	39747	23%
Kannur	438602	444632	101%	413346	94%	121595	30%
Kasaragod	182460	181759	100%	160585	88%	37544	24%
Kollam	497558	499722	100%	456175	92%	139174	31%
Kottayam	418008	419904	100%	385142	92%	124190	33%
Kozhikode	526896	529459	100%	481004	91%	117133	25%
Malappuram	477642	488342	102%	435814	91%	90882	21%
Palakkad	437708	439945	101%	402984	92%	131372	33%
Pathanamthitta	311297	312436	100%	281229	90%	120576	43%
Thiruvananthapuram	630465	633301	100%	572592	91%	189656	33%
Thrissur	581781	588475	101%	559517	96%	224649	41%
Wayanad	128009	128341	100%	114606	90%	31357	28%
Grand Total	5922857	59,66,900	101%	54,60,622	92%	17,32,282	32%

TABLE 6. Age-Appropriate Group (18-44 Years) Coverage as on 28/08/2022 midnight

18-44 years Coverage as on 29/08/2022 at 12 AM							
District	Target	First Dose					
		1st Dose Coverage	Percentage	2nd Dose Coverage	Percentage fully vaccinated	Precaution dose	%
Alappuzha	744178	670907	90%	638062	86%	30102	5%
Ernakulam	1470864	1513614	103%	1244576	85%	47581	4%
Idukki	437537	420110	96%	336976	77%	9140	3%
Kannur	947964	966988	102%	838557	88%	19297	2%
Kasaragod	556876	502636	90%	413976	74%	5993	2%
Kollam	1054752	934247	89%	800921	76%	24397	3%
Kottayam	665544	656741	99%	573749	86%	15833	3%
Kozhikode	1313678	1225473	93%	980678	75%	20278	2%
Malappuram	1777378	1834824	103%	1408430	79%	23692	2%
Palakkad	1088327	1088171	100%	926296	85%	32604	4%
Pathanamthitta	460819	444014	96%	360541	78%	14717	4%
Thiruvananthapuram	1309099	1250995	96%	1073509	82%	39403	4%
Thrissur	1274465	1099815	86%	1037543	81%	63104	6%
Wayanad	361152	354987	98%	304016	84%	5292	2%
Grand Total	13462633	1,29,63,522	96%	1,09,37,830	81%	351433	3%
*Among those who have taken first dose							

TABLE 7. Age-Appropriate Group (15-17 Years) Coverage as on 28/08/2022 midnight

15-17 years Coverage as on 29/08/2022 at 12 AM					
District	Target	1st Dose Coverage	Percentage	2nd Dose Coverage	Percentage fully vaccinated
Alappuzha	80832	80176	99%	67180	83%
Ernakulam	140530	120926	86%	94685	67%
Idukki	51339	39109	76%	31580	62%
Kannur	97722	102949	105%	77558	79%
Kasaragod	60496	53017	88%	36983	61%
Kollam	105234	100065	95%	75745	72%
Kottayam	85400	72144	84%	56789	66%
Kozhikode	143028	115800	81%	67108	47%
Malappuram	241212	195286	81%	98759	41%
Palakkad	132742	119787	90%	90389	68%
Pathanamthitta	48854	40841	84%	33267	68%
Thiruvananthapuram	145238	114600	79%	82805	57%
Thrissur	123540	126345	102%	101572	82%
Wayanad	29245	37409	128%	26948	92%
Grand Total	15,34,000	13,18,454	86%	9,41,368	61%

Table 8: Age appropriate group (12-14 years) Coverage as on 28/08/2022 midnight

12-14 years Coverage as on 29/08/2022 at 12 AM					
District	Target	1st Dose Coverage	Percentage	2nd Dose Coverage	Percentage fully vaccinated
Alappuzha	43284	51303	119%	38939	90%
Ernakulam	90244	77160	86%	50636	56%
Idukki	29672	24419	82%	16301	55%
Kannur	89079	60320	68%	38891	44%
Kasaragod	39968	33128	83%	20026	50%
Kollam	69984	58300	83%	36847	53%
Kottayam	55571	46121	83%	31623	57%
Kozhikode	103644	67015	65%	29333	28%
Malappuram	159652	120103	75%	38647	24%
Palakkad	75249	64545	86%	35873	48%
Pathanamthitta	33203	23720	71%	17547	53%
Thiruvananthapuram	93804	70750	75%	49410	53%
Thrissur	99789	76592	77%	58204	58%
Wayanad	27857	22395	80%	13803	50%
Grand Total	10,11,000	7,95,871	79%	4,76,080	47%

TABLE9.State Summary (18+) as on 28/08/2022 midnight

State Summary (18+) 29/08/2022 at 12 AM							
District	Target	First Dose	Percentage	Second Dose	Percentage*	Precaution Dose	Percentage
Alappuzha	1704179	1607509	94%	1520988	89%	255161	17%
Ernakulam	2954098	3114908	105%	2698087	91%	348452	13%
Idukki	869082	898350	103%	764440	88%	71314	10%
Kannur	1913861	2009522	105%	1810910	95%	198266	11%
Kasaragod	992363	973000	98%	832426	84%	61717	8%
Kollam	2093511	2072625	99%	1833868	88%	220590	12%
Kottayam	1562022	1561838	100%	1401739	90%	188390	14%
Kozhikode	2499523	2518575	101%	2145724	86%	192582	9%
Malappuram	2988358	3145421	105%	2569381	86%	176010	7%
Palakkad	2140261	2158348	101%	1908636	89%	237192	13%
Pathanamthitta	1036488	1093021	105%	941696	91%	174379	19%
Thiruvananthapuram	2675400	2712784	101%	2395423	90%	323609	14%
Thrissur	2545664	2446511	96%	2314640	91%	409840	18%
Wayanad	659698	691517	105%	612460	93%	54719	9%
Grand Total	2,66,34,508	2,70,03,929	101%	2,37,50,418	89%	2912221	13%

*Revised target population(> 18 years) as per MOHFW is 2.67 crores

*As per letter from Additional Secretary MOHFW- D O No 2317579/2021/Imm dated 15/09/2021

TABLE 10. Achievement for the day 28/08/2022 midnight

Daily achievement		28/08/2022		
District	First Dose	Second Dose	Precaution dose	Total Doses Administered
Alappuzha	0	0	0	0
Ernakulam	3	3	31	37
Idukki	0	0	0	0
Kannur	0	0	0	0
Kasaragod	1	4	0	5
Kollam	2	4	0	6
Kottayam	0	0	1	1
Kozhikode	0	1	0	1
Malappuram	0	0	0	0
Palakkad	0	1	2	3
Pathanamthitta	0	0	0	0
Thiruvananthapuram	2	12	87	101
Thrissur	1	4	129	134
Wayanad	0	0	0	0
Grand Total	9	29	250	288

** Vaccine stock details couldn't be downloaded from e-VIN portal as the portal is down.

TABLE11.COVID Vaccination related sites

support@cowin.gov.in https://www.cowin.gov.in/home https://dashboard.kerala.gov.in/ https://dhs.kerala.gov.in/https://aogyakeralam.gov.in/https://sha.kerala.gov.in/

TABLE10.COVID Vaccination related Helpline numbers

National/State/District	Line1	Line2	Line3
National Helpline	1075	+91 1123978046	0120 4473222
Disha	1056	04712552056	
StateCallCenter	04712309251	04712309252	04712309255
Thiruvananthapuram	9188610100	1077	
Kollam	04742797609	8589015556	
Pathanamthitta	04682222515	04682228220	
Alappuzha	04772239999		
Kottayam	04812565200	04812304800	04812581900
Idukki	18004255640	04862232220	04862233118
Ernakulam	9072303861		
Thrissur	9400066921	9400066922	9400066923
Palakkad	04912505264	04912505189	8943341439
Malappuram	04832733253	04832737858	04832733252
Kozhikode	7594001442		
Wayanad	04936202343	04936202375	9072510900
Kannur	04972700194		
Kasargod	9061076590	9061079244	9061078026