



[www.health.kerala.gov.in](http://www.health.kerala.gov.in)

**COVID-19 OUTBREAK CONTROL AND PREVENTION STATE CELL  
HEALTH&FAMILY WELFARE DEPARTMENT  
Govt of Kerala**

[controlroomdhskerala@gmail.com](mailto:controlroomdhskerala@gmail.com)

[www.dhs.kerala.gov.in](http://www.dhs.kerala.gov.in)

**Kerala HEALTH-COVID-19 DAILY VACCINATION BULLETIN**

**Date: 29/08/2022**

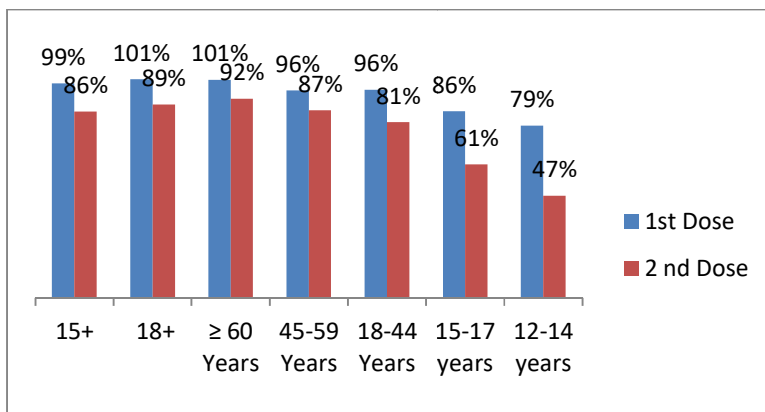
**OUR HEALTH OUR RESPONSIBILITY  
VACCINE ADVISORY**

- *People who are vaccinated with Covid Vaccine are reported to have reduced Covid related ICU admissions, serious disease and death.*
- *Early vaccination is useful to safeguard our life from this deadly disease.*
- *Vaccination sessions are planned as per the availability of vaccine. All are requested to cooperate.*
- *After receiving the first dose, second dose of Covishield vaccine is to be taken between 12–16weeks and second dose of Covaxin between 4-6 weeks.*
- *Covid vaccination is currently available to all above 12years. Children in 12-14 age group will get Corbevax and Children in 15-18 age group will get Covaxin.*
- *All person above 18 years will get precaution dose after 9 months or 39 weeks from the second dose. Health Staffs, Frontline workers and people above 60 years will get precaution dose free of cost from government CVC and others will get precaution dose from private CVC at the rate fixed by the Government . The Same vaccine administered as first and second dose is to be taken as precaution dose. People above 60 years with co-morbidities should take medical advice before receiving precaution dose.*
- *Vaccination is available free of cost in all Government covid vaccination centers, and at a nominal rate (as per the Gol order F.No.2079203/2021/Immunization) in selected private Hospitals.*
- **ENSURE ALL YOUR ELIGIBLE FAMILY MEMBERS ARE PROTECTED BY RECEIVING ANY OF THE AVAILABLE COVID VACCINE.**
- **“COVAXIN, COVISHIELD AND CORBEVAX ARE EQUALLY EFFECTIVE AND SAFE”**
- **“BE FULLY PROTECTED – GET THE SECOND DOSE AND PRECAUTION DOSE AT YOUR SCHEDULED TIME”**

### ANALYSIS

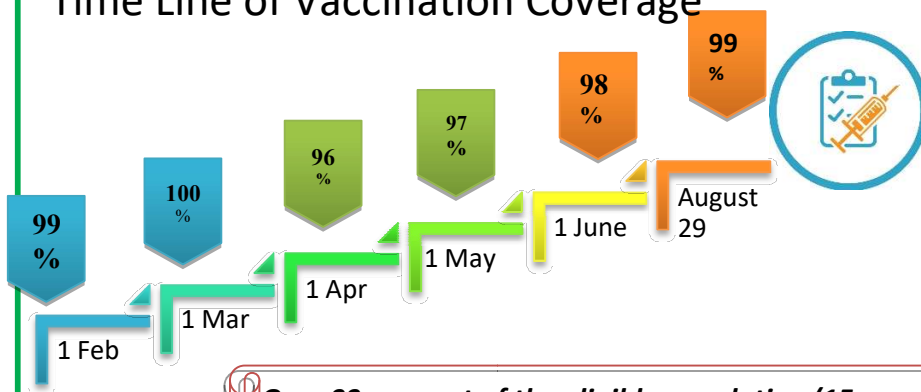
COVID-19 mass vaccinations are showing signs of preventing illness and steep decline in cases and hospital admissions in countries which done vaccination. Kerala started its vaccination for health care workers from January 16, 2021. The COVID-19 Vaccines Operational Guidelines issued by the Ministry of Health and Family Welfare, Govt. of India, 28th December 2020 and all subsequent Guidelines issued by Ministry of Health and Family Welfare, Govt of India are followed at the sites and all vaccination lanes

### Summary of COVID Vaccine Administered as on 29/08/2022 midnight



- 99%** of eligible population vaccinated with a single dose till August 29
- 86%** of eligible population vaccinated with double dose till August 29
- State has vaccinated about **86%** of children aged 15 - 17 years with a single dose

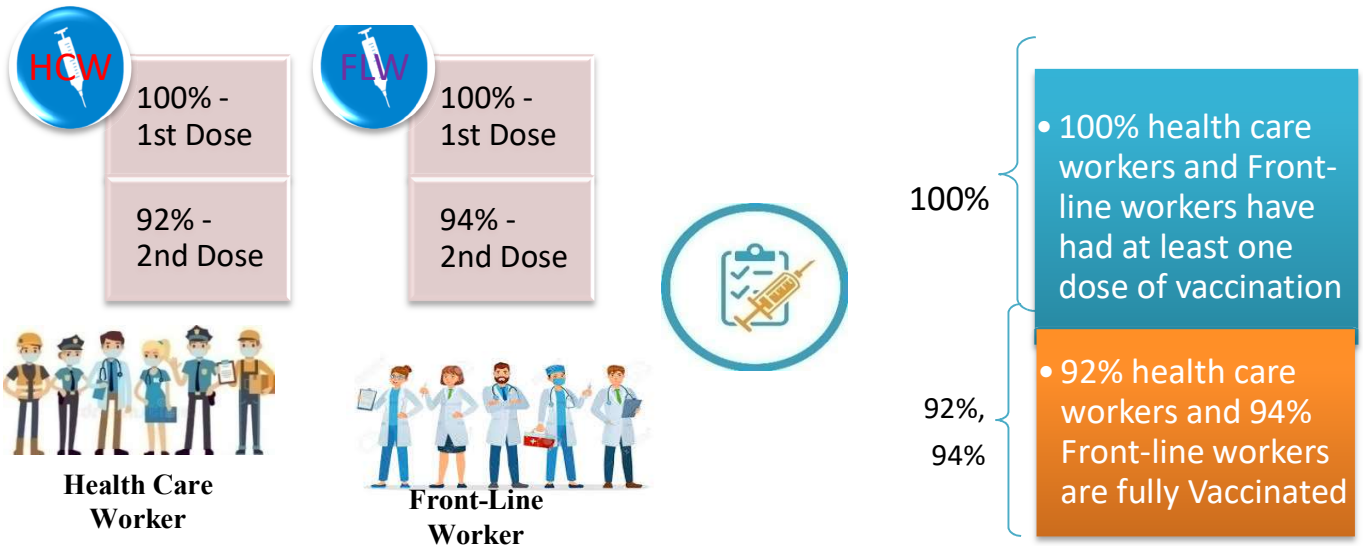
### Time Line of Vaccination Coverage



Kerala began administration of COVID 19 Vaccines on 16<sup>th</sup> January, 2021. As of 29th August 2022, Kerala has administered over 55 million doses overall, including first and second doses of vaccines.

**Over 99 per cent of the eligible population (15 + years) in Kerala has been administered the first dose of the Covid-19 vaccine. The state has achieved the target within 510 days since the beginning of the vaccination drive on January 16, 2021**

## Health Care Workers & Front-line Workers Vaccinated



### Are You Vaccinated? You Still Need to Practice: SMS

- Even after vaccination, follow COVID appropriate behavior
- Practice Social Distancing and greet without physical contact
- Always wear clean face mask
- Wash your hands thoroughly and frequently or use hand sanitizer
- Follow the current COVID 19 guidelines to prevent further spread
- Stay Safe. Stay Strong. Get Vaccinated



Even After Getting Vaccinated Keep Taking Precautions to Protect Your Self



**GET VACCINATED**



**WASH YOUR HANDS**



**WEAR A MASK**



**KEEP YOUR DISTANCE**

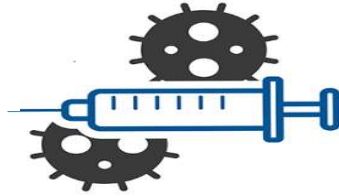
# The Race Towards Full Vaccination - Weekly Trend

30<sup>th</sup> July – 5<sup>th</sup> Aug, 2022

Kerala Administered over

## 1.87 Lakh

COVID Vaccine Doses during 30<sup>th</sup> July to 5<sup>th</sup> Aug, 2022



From 30<sup>th</sup> July to 5<sup>th</sup> Aug, 2022 on average

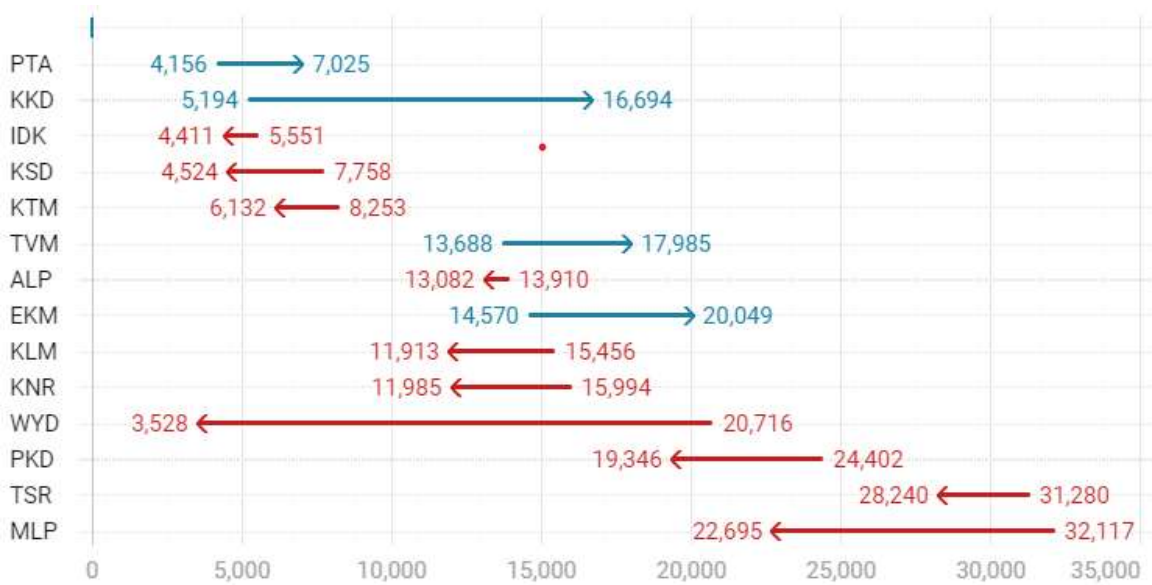
## 0.27 lakh

doses were administered daily.

Average Doses Administered Per day per week (in 1000)



Trend in average per day vaccination (in 1000) for the last two weeks



# Race Against Time – Vaccination Quarterly Status

(Q1:16<sup>th</sup> Jan-Mar, Q2: Apr-June, Q3: July-Sep, Q4: Oct - Dec)

## Daily Average Doses Administered per Quarter

In the first Quarter, only 42201 first doses and 5324 second doses were administered daily on average. During the second, third and fourth quarters, the daily vaccination of the first and second doses increased significantly.



## Vaccination Achievement per Quarter

In the third quarter of the immunization drive, 52% of the eligible population (18 + age) in Kerala were given the first dose and 29% the second dose.

■ Q1 ■ Q2 ■ Q3

### First Dose

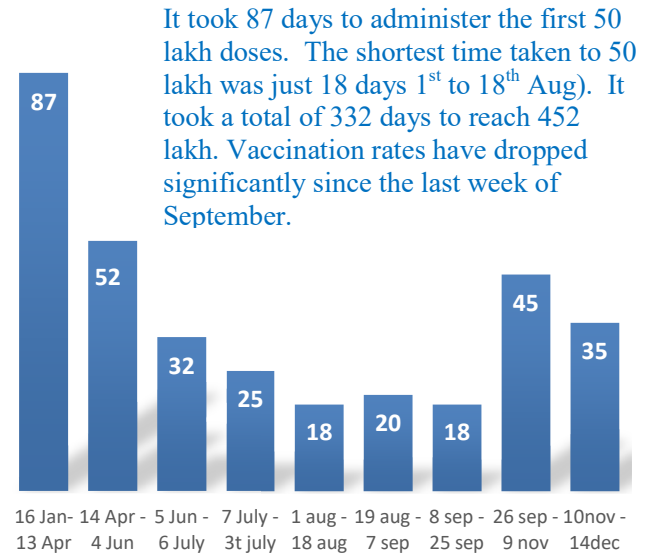


### Second Dose



## Dose Progression

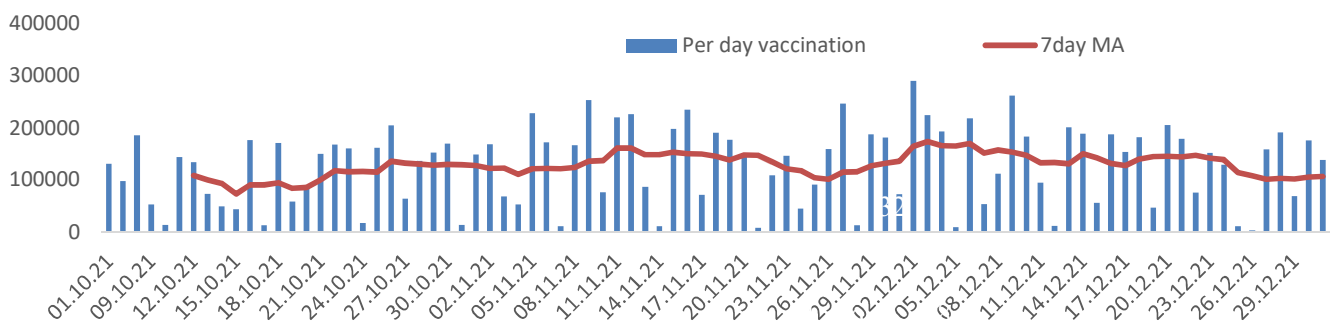
The chart shows the days taken for total COVID-19 Vaccination doses (both first and second) in Kerala to cross every 50 lakh dose mark



It took 87 days to administer the first 50 lakh doses. The shortest time taken to 50 lakh was just 18 days 1<sup>st</sup> to 18<sup>th</sup> Aug). It took a total of 332 days to reach 452 lakh. Vaccination rates have dropped significantly since the last week of September.

## Vaccine Administered per Day and 7 days Moving Average in Last Quarter (Oct -Dec)

The seven-day moving average of daily doses in the last quarter showed a peak on December 2<sup>nd</sup> and continued to fluctuate thereafter



## Important Message to the Public

- a. *Infection or infection rate is only a part and disease manifestation of disease is to be monitored*
- b. *Fatality among vaccinated people is very less. Disease severity among vaccinated people is less.*
- c. *People with comorbidity should be careful. Once detected covid positive they should get admitted and do not stay at home.*
- d. *Death in covid positive cases are among unvaccinated people, especially having comorbidities like Diabetes and Hypertension*
- e. *Late arrival to hospitals is one of the reason for Death among people with comorbidities*
- f. *Vaccinated people, only if symptomatic are advised to consult Doctor.*
- g. *Non Vaccinated people, if symptomatic, may do RTPCR test*
- h. *Antigen testing is only for emergency purpose*
- i. *Non vaccinated people with co-morbidities to do testing by RTPCR and consult doctor*
- j. *Repeat RTPCR is not needed among the people who are detected COVID positive in the previous 2 months*
- k. *All young person detected positive and at home isolation should do glucose test*



TABLE1.Total Vaccination done in the State as on 29/08/2022 midnight

State Summary (15+ years)-Total doses administered till 30/08/2022 at 12 AM								
District	Target	First Dose	Percent age	Second Dose	Percentage*	Precaution Dose	Percentage	Total doses administered
Alappuzha	1829568	1739002	95%	1627182	89%	256132	17%	36,22,316
Ernakulam	3217878	3313024	104%	2843585	89%	348653	13%	65,05,262
Idukki	950762	961879	101%	812339	86%	71428	10%	18,45,646
Kannur	2100307	2172819	103%	1927460	92%	198688	11%	42,98,967
Kasaragod	1092141	1059161	97%	889510	81%	61821	8%	20,10,492
Kollam	2268371	2230997	98%	1946523	86%	220950	12%	43,98,470
Kottayam	1704500	1680107	99%	1490176	88%	188537	14%	33,58,820
Kozhikode	2746273	2701446	98%	2242397	82%	193494	9%	51,37,337
Malappuram	3386535	3460885	102%	2707210	80%	176764	7%	63,44,859
Palakkad	2349082	2342696	100%	2035039	87%	237371	13%	46,15,106
Pathanamthitta	1118564	1157582	103%	992515	89%	174468	19%	23,24,565
Thiruvananthapuram	2914006	2898152	99%	2527662	87%	323726	14%	57,49,540
Thrissur	2767777	2649456	96%	2474480	89%	410866	18%	55,34,802
Wayanad	716933	751322	105%	653217	91%	54768	9%	14,59,307
<b>Grand Total</b>	<b>29,162,697</b>	<b>2,91,18,528</b>	<b>100%</b>	<b>2,51,69,295</b>	<b>86%</b>	<b>29,17,666</b>	<b>13%</b>	<b>5,72,05,489</b>

TABLE2.Covid-19 Vaccination Center Functional in the State as on 29/08/2022 midnight(30/08/2022 12AM)

DISTRICTS	12+	15+	18+	Total
Alappuzha	0	1	87	88
Ernakulam	0	2	11	13
Idukki	1	3	14	18
Kannur	1	1	14	16
Kasaragod	48	13	21	82
Kollam	2	3	21	26
Kottayam	0	15	22	37
Kozhikode	3	8	84	95
Malappuram	3	9	30	42
Palakkad	2	4	9	15
Pathanamthitta	0	0	4	4
Thiruvananthapuram	0	0	7	7
Thrissur	0	4	136	140
Wayanad	1	4	7	12
<b>GrandTotal</b>	<b>61</b>	<b>67</b>	<b>467</b>	<b>595</b>

TABLE3. Health Care Workers Coverage as on 29/08/2022 midnight

<i>DISTRICT</i>	<i>1st DOSE</i>	<i>2nd Dose</i>	<i>% fully vaccinated</i>	<i>Precaution dose</i>	<i>Precaution dose (%) *</i>
<b>Alappuzha</b>	29023	27261	94%	15247	56%
<b>Ernakulam</b>	85572	75893	89%	34720	46%
<b>Idukki</b>	13556	13027	96%	6733	52%
<b>Kannur</b>	40390	37577	93%	19971	53%
<b>Kasaragod</b>	11611	10827	93%	5237	49%
<b>Kollam</b>	36043	33851	94%	16937	50%
<b>Kottayam</b>	38708	36346	94%	18628	51%
<b>Kozhikode</b>	52736	47987	91%	20174	42%
<b>Malappuram</b>	44835	42038	94%	20161	48%
<b>Palakkad</b>	34677	32046	92%	17127	54%
<b>Pathanamthitta</b>	29338	25118	86%	13246	53%
<b>Thiruvananthapuram</b>	73435	66458	90%	30203	46%
<b>Thrissur</b>	51910	49231	95%	29370	60%
<b>Wayanad</b>	13985	13304	95%	7276	55%
<b>Grand Total</b>	<b>555819</b>	<b>510964</b>	<b>92%</b>	<b>255030</b>	<b>50%</b>

1st Dose coverage for HCW is 100%

\*Proportion of beneficiaries who are eligible ( completed 9 months after 2nd dose )

TABLE4. Frontline workers Coverage as on 29/08/2022 midnight

<i>DISTRICT</i>	<i>1st dose</i>	<i>2nd Dose</i>	<i>% fully vaccinated</i>	<i>Precaution dose</i>	<i>Precaution dose(%) *</i>
<b>Alappuzha</b>	39133	36778	94%	15062	41%
<b>Ernakulam</b>	54937	50391	92%	20361	40%
<b>Idukki</b>	22998	21370	93%	6525	31%
<b>Kannur</b>	41387	39991	97%	14451	36%
<b>Kasaragod</b>	24615	22506	91%	6911	31%
<b>Kollam</b>	42237	38884	92%	12175	31%
<b>Kottayam</b>	32142	30621	95%	12318	40%
<b>Kozhikode</b>	55275	52593	95%	11142	21%
<b>Malappuram</b>	53922	51323	95%	15907	31%
<b>Palakkad</b>	48097	45585	95%	19095	42%
<b>Pathanamthitta</b>	25252	22561	89%	8136	36%
<b>Thiruvananthapuram</b>	73014	67695	93%	26788	40%
<b>Thrissur</b>	41911	40764	97%	21104	52%
<b>Wayanad</b>	17022	16104	95%	4695	29%
<b>Grand Total</b>	<b>571942</b>	<b>537166</b>	<b>94%</b>	<b>194670</b>	<b>36%</b>

1st Dose coverage for FLW is 100%

\*Proportion of beneficiaries who are eligible ( completed 9 months after 2nd dose )



TABLE5.Age-Appropriate Group (45-59 Years) Coverage as on 29/08/2022 midnight

Table 5: Age appropriate group (45-59 years) coverage							
45-59 years Coverage as on		30/08/2022		at 12 AM			
District	Target	1st Dose Coverage	Percentage	2nd Dose Coverage	Percentage fully vaccinated	Precaution dose	%
Alappuzha	535436	439208	82%	417173	78%	35816	9%
Ernakulam	809349	784083	97%	704805	87%	40768	6%
Idukki	237564	247050	104%	219592	92%	9207	4%
Kannur	527295	516125	98%	481444	91%	23130	5%
Kasaragod	253027	252380	100%	224538	89%	6069	3%
Kollam	541201	560377	104%	504047	93%	28045	6%
Kottayam	478470	414343	87%	375887	79%	17469	5%
Kozhikode	658949	655638	99%	583488	89%	24218	4%
Malappuram	733338	723505	99%	631815	86%	25634	4%
Palakkad	614226	547459	89%	501732	82%	37061	8%
Pathanamthitta	264372	281981	107%	252248	95%	17745	7%
Thiruvananthapuram	735836	682045	93%	615169	84%	37594	6%
Thrissur	689418	664401	96%	627593	91%	71997	12%
Wayanad	170537	177182	104%	164431	96%	6120	4%
<b>Grand Total</b>	<b>7249018</b>	<b>69,45,777</b>	<b>96%</b>	<b>63,03,962</b>	<b>87%</b>	<b>380873</b>	<b>6%</b>

TABLE6.Age-Appropriate Group (≥60 Years) Coverage as on 29/08/2022midnight

Table 6: Age appropriate group (≥ 60 years) coverage							
≥ 60 years Coverage as on		30/08/2022		at 12 AM			
District	Target	1st Dose Coverage	Percentage	2nd Dose Coverage	Percentage fully vaccinated	Precaution dose	%
Alappuzha	424565	429247	101%	401731	95%	159501	40%
Ernakulam	673885	676705	100%	622428	92%	205132	33%
Idukki	193981	194636	100%	173477	89%	39782	23%
Kannur	438602	444635	101%	413350	94%	121682	30%
Kasaragod	182460	181759	100%	160590	88%	37556	24%
Kollam	497558	499722	100%	456178	92%	139257	31%
Kottayam	418008	419904	100%	385144	92%	124225	33%
Kozhikode	526896	529462	100%	481015	91%	117362	25%
Malappuram	477642	488345	102%	435827	91%	91031	21%
Palakkad	437708	439946	101%	402986	92%	131406	33%
Pathanamthitta	311297	312436	100%	281229	90%	120585	43%
Thiruvananthapuram	630465	633301	100%	572592	91%	189680	33%
Thrissur	581781	588475	101%	559520	96%	224841	41%
Wayanad	128009	128342	100%	114606	90%	31366	28%
<b>Grand Total</b>	<b>5922857</b>	<b>59,66,915</b>	<b>101%</b>	<b>54,60,673</b>	<b>92%</b>	<b>17,33,406</b>	<b>32%</b>

TABLE 6. Age-Appropriate Group (18-44 Years) Coverage as on 29/08/2022 midnight

18-44 years Coverage as on 30/08/2022 at 12 AM							
District	Target	First Dose					
		1st Dose Coverage	Percentage	2nd Dose Coverage	Percentage fully vaccinated	Precaution dose	%
Alappuzha	744178	670911	90%	638109	86%	30506	5%
Ernakulam	1470864	1513618	103%	1244607	85%	47672	4%
Idukki	437537	420111	96%	336989	77%	9181	3%
Kannur	947964	966999	102%	838599	88%	19454	2%
Kasaragod	556876	502645	90%	414023	74%	6048	2%
Kollam	1054752	934252	89%	800969	76%	24536	3%
Kottayam	665544	656745	99%	573766	86%	15897	3%
Kozhikode	1313678	1225517	93%	980863	75%	20598	2%
Malappuram	1777378	1834873	103%	1408682	79%	24031	2%
Palakkad	1088327	1088181	100%	926335	85%	32682	4%
Pathanamthitta	460819	444014	96%	360545	78%	14756	4%
Thiruvananthapuram	1309099	1251005	96%	1073529	82%	39461	4%
Thrissur	1274465	1099822	86%	1037594	81%	63554	6%
Wayanad	361152	354987	98%	304021	84%	5311	2%
<b>Grand Total</b>	<b>13462633</b>	<b>1,29,63,680</b>	<b>96%</b>	<b>1,09,38,631</b>	<b>81%</b>	<b>353687</b>	<b>3%</b>
*Among those who have taken first dose							

TABLE 7. Age-Appropriate Group (15-17 Years) Coverage as on 29/08/2022 midnight

15-17 years Coverage as on 30/08/2022 at 12 AM					
District	Target	1st Dose Coverage	Percentage	2nd Dose Coverage	Percentage fully vaccinated
Alappuzha	80832	80177	99%	67183	83%
Ernakulam	140530	120926	86%	94685	67%
Idukki	51339	39109	76%	31582	62%
Kannur	97722	102953	105%	77574	79%
Kasaragod	60496	53019	88%	36988	61%
Kollam	105234	100065	95%	75746	72%
Kottayam	85400	72144	84%	56789	66%
Kozhikode	143028	115802	81%	67116	47%
Malappuram	241212	195298	81%	98837	41%
Palakkad	132742	119788	90%	90449	68%
Pathanamthitta	48854	40841	84%	33267	68%
Thiruvananthapuram	145238	114602	79%	82809	57%
Thrissur	123540	126345	102%	101574	82%
Wayanad	29245	37409	128%	26948	92%
<b>Grand Total</b>	<b>15,34,000</b>	<b>13,18,478</b>	<b>86%</b>	<b>9,41,547</b>	<b>61%</b>

Table 8: Age appropriate group (12-14 years) Coverage as on 29/08/2022 midnight

12-14 years Coverage as on 30/08/2022 at 12 AM					
District	Target	1st Dose Coverage	Percentage	2nd Dose Coverage	Percentage fully vaccinated
Alappuzha	43284	51303	119%	38947	90%
Ernakulam	90244	77183	86%	50776	56%
Idukki	29672	24419	82%	16302	55%
Kannur	89079	60330	68%	38925	44%
Kasaragod	39968	33132	83%	20038	50%
Kollam	69984	58301	83%	36848	53%
Kottayam	55571	46121	83%	31623	57%
Kozhikode	103644	67016	65%	29335	28%
Malappuram	159652	120107	75%	38688	24%
Palakkad	75249	64548	86%	35906	48%
Pathanamthitta	33203	23720	71%	17547	53%
Thiruvananthapuram	93804	70750	75%	49410	53%
Thrissur	99789	76592	77%	58204	58%
Wayanad	27857	22395	80%	13803	50%
<b>Grand Total</b>	<b>10,11,000</b>	<b>7,95,917</b>	<b>79%</b>	<b>4,76,352</b>	<b>47%</b>

TABLE9.State Summary (18+) as on 29/08/2022 midnight

State Summary (18+) 30/08/2022 at 12 AM							
District	Target	First Dose	Percentage	Second Dose	Percentage*	Precaution Dose	Percentage
Alappuzha	1704179	1607522	94%	1521052	89%	256132	17%
Ernakulam	2954098	3114915	105%	2698124	91%	348653	13%
Idukki	869082	898351	103%	764455	88%	71428	10%
Kannur	1913861	2009536	105%	1810961	95%	198688	11%
Kasaragod	992363	973010	98%	832484	84%	61821	8%
Kollam	2093511	2072631	99%	1833929	88%	220950	12%
Kottayam	1562022	1561842	100%	1401764	90%	188537	14%
Kozhikode	2499523	2518628	101%	2145946	86%	193494	9%
Malappuram	2988358	3145480	105%	2569685	86%	176764	7%
Palakkad	2140261	2158360	101%	1908684	89%	237371	13%
Pathanamthitta	1036488	1093021	105%	941701	91%	174468	19%
Thiruvananthapuram	2675400	2712800	101%	2395443	90%	323726	14%
Thrissur	2545664	2446519	96%	2314702	91%	410866	18%
Wayanad	659698	691518	105%	612466	93%	54768	9%
<b>Grand Total</b>	<b>2,66,34,508</b>	<b>2,70,04,133</b>	<b>101%</b>	<b>2,37,51,396</b>	<b>89%</b>	<b>2917666</b>	<b>13%</b>

\*Revised target population(> 18 years) as per MOHFW is 2.67 crores

\*As per letter from Additional Secretary MOHFW- D O No 2317579/2021/Imm dated 15/09/2021

TABLE 10. Achievement for the day 29/08/2022 midnight

Daily achievement		29/08/2022		
District	First Dose	Second Dose	Precaution dose	Total Doses Administered
Alappuzha	14	65	954	1033
Ernakulam	30	177	200	407
Idukki	1	18	114	133
Kannur	28	99	415	542
Kasaragod	13	70	99	182
Kollam	7	63	360	430
Kottayam	4	25	147	176
Kozhikode	51	231	912	1194
Malappuram	75	417	749	1241
Palakkad	16	140	174	330
Pathanamthitta	0	5	89	94
Thiruvananthapuram	18	24	115	157
Thrissur	7	63	1018	1088
Wayanad	1	6	49	56
<b>Grand Total</b>	<b>265</b>	<b>1403</b>	<b>5395</b>	<b>7063</b>

\*\* Vaccine stock details couldn't be downloaded from e-VIN portal as the portal is down.

TABLE11.COVID Vaccination related sites

<a href="mailto:support@cowin.gov.in">support@cowin.gov.in</a> <a href="https://www.cowin.gov.in/home">https://www.cowin.gov.in/home</a> <a href="https://dashboard.kerala.gov.in/">https://dashboard.kerala.gov.in/</a> <a href="https://dhs.kerala.gov.in/https://aogyakeralam.gov.in/https://sha.kerala.gov.in/">https://dhs.kerala.gov.in/https://aogyakeralam.gov.in/https://sha.kerala.gov.in/</a>
---

TABLE10.COVID Vaccination related Helpline numbers

National/State/District	Line1	Line2	Line3
National Helpline	1075	+91 1123978046	0120 4473222
Disha	1056	04712552056	
StateCallCenter	04712309251	04712309252	04712309255
Thiruvananthapuram	9188610100	1077	
Kollam	04742797609	8589015556	
Pathanamthitta	04682222515	04682228220	
Alappuzha	04772239999		
Kottayam	04812565200	04812304800	04812581900
Idukki	18004255640	04862232220	04862233118
Ernakulam	9072303861		
Thrissur	9400066921	9400066922	9400066923
Palakkad	04912505264	04912505189	8943341439
Malappuram	04832733253	04832737858	04832733252
Kozhikode	7594001442		
Wayanad	04936202343	04936202375	9072510900
Kannur	04972700194		
Kasargod	9061076590	9061079244	9061078026