



www.health.kerala.gov.in

**COVID-19 OUTBREAK CONTROL AND PREVENTION STATE CELL
HEALTH&FAMILY WELFARE DEPARTMENT
Govt of Kerala**

controlroomdhskerala@gmail.com

www.dhs.kerala.gov.in

Kerala HEALTH-COVID-19 DAILY VACCINATION BULLETIN

Date: 30/07/2022

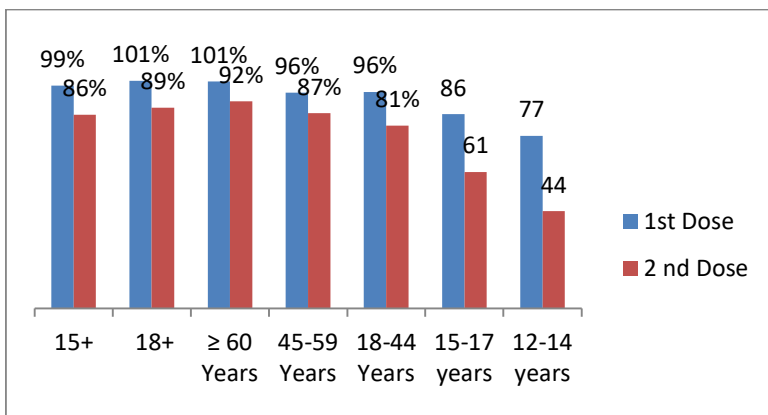
**OUR HEALTH OUR RESPONSIBILITY
VACCINE ADVISORY**

- *People who are vaccinated with Covid Vaccine are reported to have reduced Covid related ICU admissions, serious disease and death.*
- *Early vaccination is useful to safeguard our life from this deadly disease.*
- *Vaccination sessions are planned as per the availability of vaccine. All are requested to cooperate.*
- *After receiving the first dose, second dose of Covishield vaccine is to be taken between 12–16weeks and second dose of Covaxin between 4-6 weeks.*
- *Covid vaccination is currently available to all above 12years. Children in 12-14 age group will get Corbevax and Children in 15-18 age group will get Covaxin.*
- *All person above 18 years will get precaution dose after 9 months or 39 weeks from the second dose. Health Staffs, Frontline workers and people above 60 years will get precaution dose free of cost from government CVC and others will get precaution dose from private CVC at the rate fixed by the Government . The Same vaccine administered as first and second dose is to be taken as precaution dose. People above 60 years with co-morbidities should take medical advice before receiving precaution dose.*
- *Vaccination is available free of cost in all Government covid vaccination centers, and at a nominal rate (as per the Gol order F.No.2079203/2021/Immunization) in selected private Hospitals.*
- **ENSURE ALL YOUR ELIGIBLE FAMILY MEMBERS ARE PROTECTED BY RECEIVING ANY OF THE AVAILABLE COVID VACCINE.**
- **“COVAXIN, COVISHIELD AND CORBEVAX ARE EQUALLY EFFECTIVE AND SAFE”**
- **“BE FULLY PROTECTED – GET THE SECOND DOSE AND PRECAUTION DOSE AT YOUR SCHEDULED TIME”**

ANALYSIS

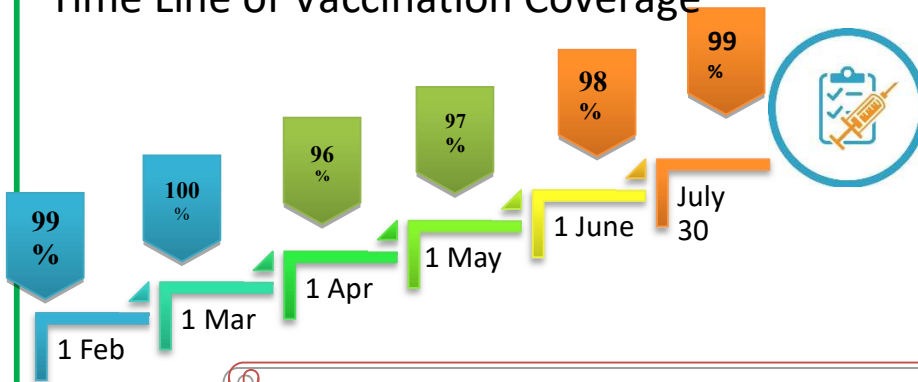
COVID-19 mass vaccinations are showing signs of preventing illness and steep decline in cases and hospital admissions in countries which done vaccination. Kerala started its vaccination for health care workers from January 16, 2021. The COVID-19 Vaccines Operational Guidelines issued by the Ministry of Health and Family Welfare, Govt. of India, 28th December 2020 and all subsequent Guidelines issued by Ministry of Health and Family Welfare, Govt of India are followed at the sites and all vaccination lanes

Summary of COVID Vaccine Administered as on 30/07/2022 midnight



- 99%** of eligible population vaccinated with a single dose till July 30
- 86%** of eligible population vaccinated with double dose till July 30
- State has vaccinated about **86%** of children aged 15 - 17 years with a single dose

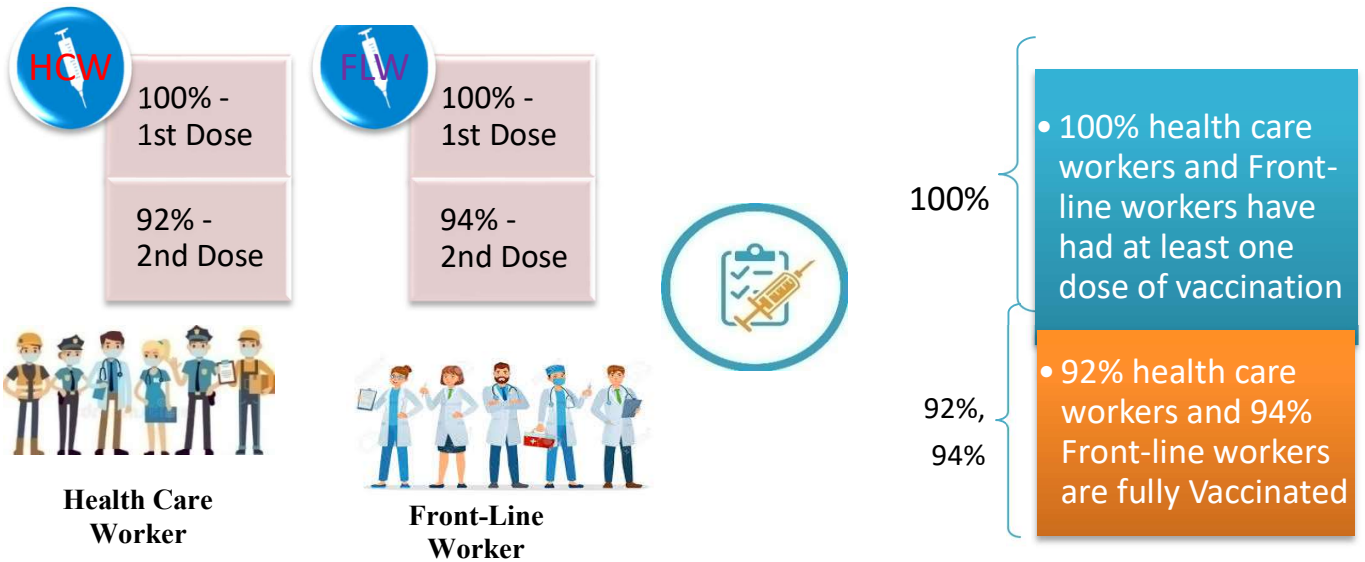
Time Line of Vaccination Coverage



Kerala began administration of COVID 19 Vaccines on 16th January, 2021. As of 30th July 2022, Kerala has administered over 55 million doses overall, including first and second doses of vaccines.


Over 99 per cent of the eligible population (15 + years) in Kerala has been administered the first dose of the Covid-19 vaccine. The state has achieved the target within 510 days since the beginning of the vaccination drive on January 16, 2021

Health Care Workers & Front-line Workers Vaccinated



Are You Vaccinated? You Still Need to Practice: SMS

- Even after vaccination, follow COVID appropriate behavior
- Practice Social Distancing and greet without physical contact
- Always wear clean face mask
- Wash your hands thoroughly and frequently or use hand sanitizer
- Follow the current COVID 19 guidelines to prevent further spread
- Stay Safe. Stay Strong. Get Vaccinated



Even After Getting Vaccinated Keep Taking Precautions to Protect Your Self



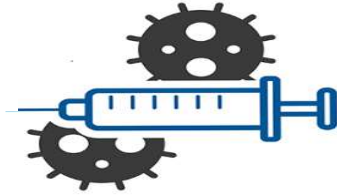
The Race Towards Full Vaccination - Weekly Trend

2nd – 8th July 2022

Kerala Administered over

0.99 Lakh

COVID Vaccine Doses during 2nd to 8th July, 2022



From 2nd to 8th July 2022 on average

0.14 lakh doses were administered daily.

Average Doses Administered Per day per week (in 1000)



Trend in average per day vaccination (in 1000) for the last two weeks

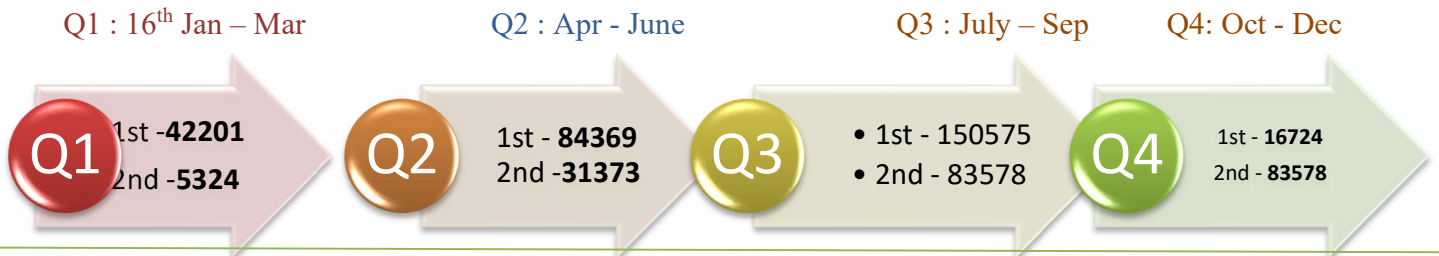


Race Against Time – Vaccination Quarterly Status

(Q1:16th Jan-Mar, Q2: Apr-June, Q3: July-Sep, Q4: Oct - Dec)

Daily Average Doses Administered per Quarter

In the first Quarter, only 42201 first doses and 5324 second doses were administered daily on average. During the second, third and fourth quarters, the daily vaccination of the first and second doses increased significantly.

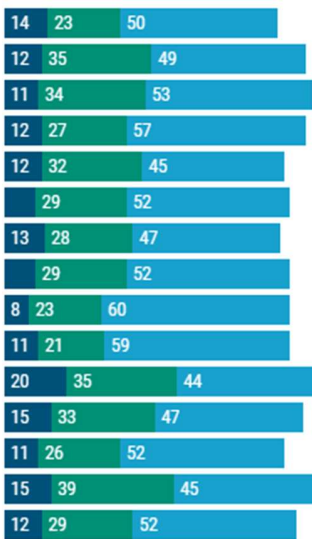


Vaccination Achievement per Quarter

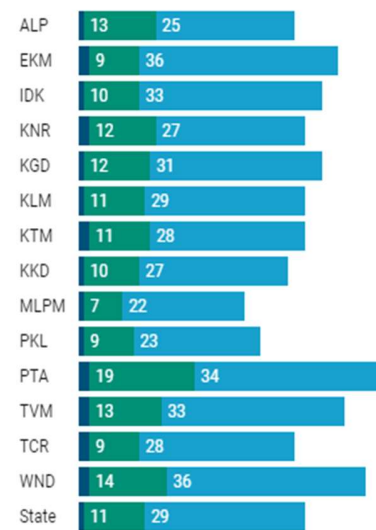
In the third quarter of the immunization drive, 52% of the eligible population (18 + age) in Kerala were given the first dose and 29% the second dose.

■ Q1 ■ Q2 ■ Q3

First Dose

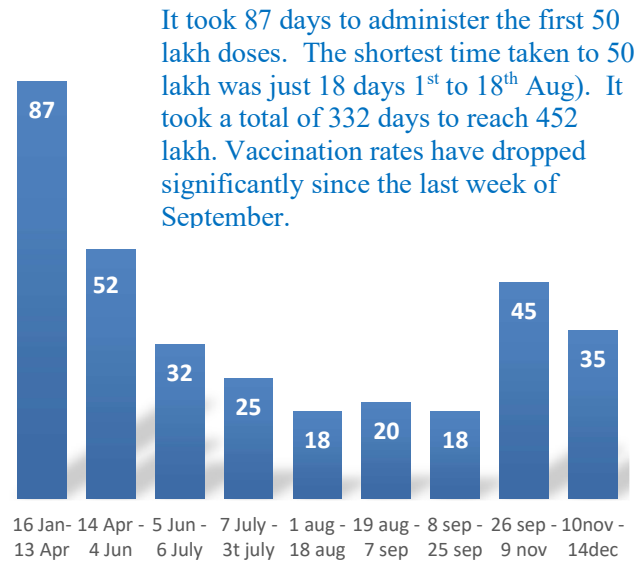


Second Dose



Dose Progression

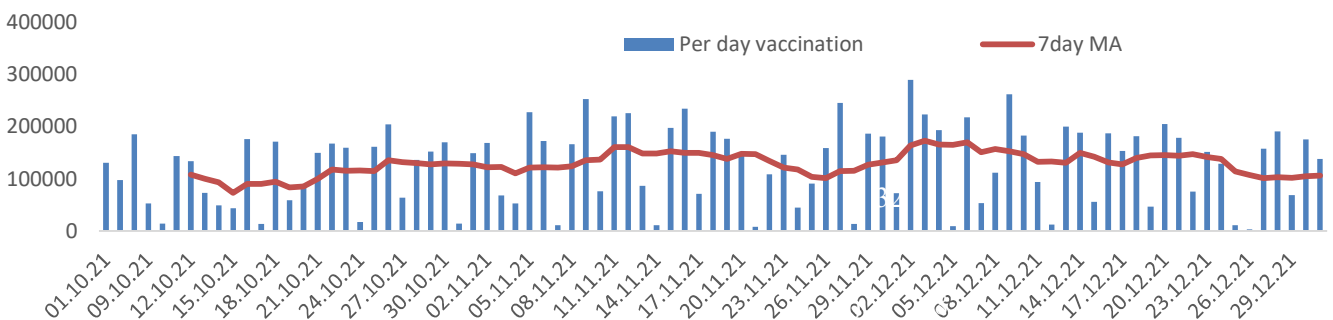
The chart shows the days taken for total COVID-19 Vaccination doses (both first and second) in Kerala to cross every 50 lakh dose mark



It took 87 days to administer the first 50 lakh doses. The shortest time taken to 50 lakh was just 18 days 1st to 18th Aug). It took a total of 332 days to reach 452 lakh. Vaccination rates have dropped significantly since the last week of September.

Vaccine Administered per Day and 7 days Moving Average in Last Quarter (Oct -Dec)

The seven-day moving average of daily doses in the last quarter showed a peak on December 2nd and continued to fluctuate thereafter



Important Message to the Public

- a. *Infection or infection rate is only a part and disease manifestation of disease is to be monitored*
- b. *Fatality among vaccinated people is very less. Disease severity among vaccinated people is less.*
- c. *People with comorbidity should be careful. Once detected covid positive they should get admitted and do not stay at home.*
- d. *Death in covid positive cases are among unvaccinated people, especially having comorbidities like Diabetes and Hypertension*
- e. *Late arrival to hospitals is one of the reason for Death among people with comorbidities*
- f. *Vaccinated people, only if symptomatic are advised to consult Doctor.*
- g. *Non Vaccinated people, if symptomatic, may do RTPCR test*
- h. *Antigen testing is only for emergency purpose*
- i. *Non vaccinated people with co-morbidities to do testing by RTPCR and consult doctor*
- j. *Repeat RTPCR is not needed among the people who are detected COVID positive in the previous 2 months*
- k. *All young person detected positive and at home isolation should do glucose test*

TABLE1.Total Vaccination done in the State as on 30/07/2022 midnight

State Summary (15+ years)-Total doses administered till 31/07/2022 at 12 AM								
District	Target	First Dose	Percent age	Second Dose	Percentage*	Precaution Dose	Percentage	Total doses administered
Alappuzha	1829568	1738220	95%	1624196	89%	219784	15%	35,82,200
Ernakulam	3217878	3310846	104%	2836373	89%	307716	12%	64,54,935
Idukki	950762	961405	101%	810684	85%	64727	9%	18,36,816
Kannur	2100307	2170289	103%	1922796	92%	177009	10%	42,70,094
Kasaragod	1092141	1056309	97%	884999	81%	57680	7%	19,98,988
Kollam	2268371	2229828	98%	1942704	86%	198291	11%	43,70,823
Kottayam	1704500	1679340	99%	1486770	87%	173975	13%	33,40,085
Kozhikode	2746273	2695668	98%	2235769	81%	173575	9%	51,05,012
Malappuram	3386535	3453942	102%	2691423	79%	146783	6%	62,92,148
Palakkad	2349082	2339785	100%	2028520	86%	195424	11%	45,63,729
Pathanamthitta	1118564	1156999	103%	990495	89%	158705	18%	23,06,199
Thiruvananthapuram	2914006	2896203	99%	2521182	87%	288013	13%	57,05,398
Thrissur	2767777	2646534	96%	2466792	89%	343940	16%	54,57,266
Wayanad	716933	748752	104%	649681	91%	49925	8%	14,48,358
Grand Total	29,162,697	2,90,84,120	99%	2,50,92,384	86%	25,55,547	11%	5,67,32,051

TABLE2.Covid-19 Vaccination Center Functional in the State as on 30/07/2022 midnight(31/07/2022 12AM)

DISTRICTS	12+	15+	18+	Total
Alappuzha	85	0	89	174
Ernakulam	78	18	39	135
Idukki	16	8	10	34
Kannur	24	14	15	53
Kasaragod	39	30	32	101
Kollam	42	13	18	73
Kottayam	81	81	5	167
Kozhikode	40	19	90	149
Malappuram	27	25	27	79
Palakkad	28	26	13	67
Pathanamthitta	31	5	16	52
Thiruvananthapuram	122	0	12	134
Thrissur	78	28	129	235
Wayanad	7	7	5	19
GrandTotal	698	274	500	1472

TABLE3. Health Care Workers Coverage as on 30/07/2022 midnight

DISTRICT	1st DOSE	2nd Dose	% fully vaccinated	Precaution dose	Precaution dose (%) *
Alappuzha	29023	27248	94%	14847	55%
Ernakulam	85572	75871	89%	33944	45%
Idukki	13556	13025	96%	6622	51%
Kannur	40390	37564	93%	19624	52%
Kasaragod	11611	10825	93%	5162	48%
Kollam	36043	33841	94%	16475	49%
Kottayam	38708	36338	94%	18280	51%
Kozhikode	52735	47978	91%	19665	41%
Malappuram	44834	42020	94%	19433	46%
Palakkad	34677	32029	92%	16714	52%
Pathanamthitta	29338	25106	86%	12915	52%
Thiruvananthapuram	73434	66443	90%	29540	45%
Thrissur	51910	49223	95%	28592	58%
Wayanad	13979	13300	95%	6926	52%
Grand Total	555810	510811	92%	248739	49%

1st Dose coverage for HCW is 100%

*Proportion of beneficiaries who are eligible (completed 9 months after 2nd dose)

TABLE4. Frontline workers Coverage as on 30/07/2022 midnight

DISTRICT	1st dose	2nd Dose	% fully vaccinated	Precaution dose	Precaution dose(%) *
Alappuzha	39132	36774	94%	14634	40%
Ernakulam	54937	50376	92%	19868	40%
Idukki	22995	21357	93%	6311	30%
Kannur	41386	39984	97%	14031	35%
Kasaragod	24615	22504	91%	6764	30%
Kollam	42236	38876	92%	11728	30%
Kottayam	32141	30617	95%	12130	40%
Kozhikode	55274	52580	95%	10690	20%
Malappuram	53921	51311	95%	15338	30%
Palakkad	48097	45575	95%	18466	41%
Pathanamthitta	25252	22552	89%	7903	35%
Thiruvananthapuram	73012	67674	93%	25854	38%
Thrissur	41910	40757	97%	20453	50%
Wayanad	17021	16101	95%	4505	28%
Grand Total	571929	537038	94%	188675	35%

1st Dose coverage for FLW is 100%

*Proportion of beneficiaries who are eligible (completed 9 months after 2nd dose)

TABLE5.Age-Appropriate Group (45-59 Years) Coverage as on 30/07/2022 midnight

Table 5: Age appropriate group (45-59 years) coverage							
45-59 years Coverage as on 31/07/2022 at 12 AM							
District	Target	1st Dose Coverage	Percentage	2nd Dose Coverage	Percentage fully vaccinated	Precaution dose	%
Alappuzha	535436	439119	82%	416935	78%	21711	5%
Ernakulam	809349	783961	97%	704395	87%	26738	4%
Idukki	237564	247036	104%	219534	92%	6849	3%
Kannur	527295	516062	98%	481188	91%	14461	3%
Kasaragod	253027	252338	100%	224418	89%	4555	2%
Kollam	541201	560300	104%	503794	93%	19325	4%
Kottayam	478470	414305	87%	375702	79%	12307	3%
Kozhikode	658949	655499	99%	583107	88%	16693	3%
Malappuram	733338	723332	99%	630992	86%	14291	2%
Palakkad	614226	547380	89%	501290	82%	20064	4%
Pathanamthitta	264372	281933	107%	252141	95%	11094	4%
Thiruvananthapuram	735836	681937	93%	614823	84%	24425	4%
Thrissur	689418	664293	96%	627148	91%	45680	7%
Wayanad	170537	177162	104%	164393	96%	4332	3%
Grand Total	7249018	69,44,657	96%	62,99,860	87%	242525	4%

TABLE6.Age-Appropriate Group (≥60 Years) Coverage as on 30/07/2022midnight

Table 6: Age appropriate group (≥ 60 years) coverage							
≥ 60 years Coverage as on 31/07/2022 at 12 AM							
District	Target	1st Dose Coverage	Percentage	2nd Dose Coverage	Percentage fully vaccinated	Precaution dose	%
Alappuzha	424565	429210	101%	401480	95%	151286	38%
Ernakulam	673885	676614	100%	622100	92%	195655	32%
Idukki	193981	194628	100%	173421	89%	38431	22%
Kannur	438602	444602	101%	413203	94%	117648	29%
Kasaragod	182460	181746	100%	160533	88%	36923	23%
Kollam	497558	499690	100%	456039	92%	135203	30%
Kottayam	418008	419870	100%	385000	92%	120781	32%
Kozhikode	526896	529416	100%	480799	91%	112987	24%
Malappuram	477642	488275	102%	435502	91%	85527	20%
Palakkad	437708	439915	101%	402783	92%	124009	31%
Pathanamthitta	311297	312405	100%	281134	90%	117904	42%
Thiruvananthapuram	630465	633241	100%	572366	91%	183879	33%
Thrissur	581781	588420	101%	559226	96%	212416	39%
Wayanad	128009	128336	100%	114576	90%	30664	27%
Grand Total	5922857	59,66,368	101%	54,58,162	92%	16,63,313	31%

TABLE 6. Age-Appropriate Group (18-44 Years) Coverage as on 30/07/2022 midnight

18-44 years Coverage as on 31/07/2022 at 12 AM							
District	Target	First Dose					
		1st Dose Coverage	Percentage	2nd Dose Coverage	Percentage fully vaccinated	Precaution dose	%
Alappuzha	744178	670662	90%	636958	86%	17306	3%
Ernakulam	1470864	1512941	103%	1241860	84%	31511	3%
Idukki	437537	420001	96%	336533	77%	6514	2%
Kannur	947964	966610	102%	837063	88%	11245	1%
Kasaragod	556876	502386	90%	413239	74%	4276	1%
Kollam	1054752	933880	89%	799492	76%	15560	2%
Kottayam	665544	656497	99%	572698	86%	10477	2%
Kozhikode	1313678	1224747	93%	978243	74%	13540	2%
Malappuram	1777378	1833613	103%	1403580	79%	12194	1%
Palakkad	1088327	1087711	100%	923916	85%	16171	2%
Pathanamthitta	460819	443837	96%	359720	78%	8889	3%
Thiruvananthapuram	1309099	1250429	96%	1071444	82%	24315	2%
Thrissur	1274465	1099378	86%	1035127	81%	36799	4%
Wayanad	361152	354896	98%	303630	84%	3498	1%
Grand Total	13462633	1,29,57,588	96%	1,09,13,503	81%	212295	2%
*Among those who have taken first dose							

TABLE 7. Age-Appropriate Group (15-17 Years) Coverage as on 30/07/2022 midnight

15-17 years Coverage as on 31/07/2022 at 12 AM					
District	Target	1st Dose Coverage	Percentage	2nd Dose Coverage	Percentage fully vaccinated
Alappuzha	80832	80130	99%	66891	83%
Ernakulam	140530	120668	86%	93764	67%
Idukki	51339	39031	76%	31289	61%
Kannur	97722	102726	105%	76955	79%
Kasaragod	60496	52810	87%	36465	60%
Kollam	105234	99908	95%	75119	71%
Kottayam	85400	72052	84%	56215	66%
Kozhikode	143028	114989	80%	65751	46%
Malappuram	241212	193901	80%	95916	40%
Palakkad	132742	119330	90%	89160	67%
Pathanamthitta	48854	40777	83%	32968	67%
Thiruvananthapuram	145238	114330	79%	81763	56%
Thrissur	123540	126128	102%	100695	82%
Wayanad	29245	37059	127%	26048	89%
Grand Total	15,34,000	13,13,839	86%	9,28,999	61%

Table 8: Age appropriate group (12-14 years) Coverage as on 30/07/2022 midnight

12-14 years Coverage as on 31/07/2022 at 12 AM					
District	Target	1st Dose Coverage	Percentage	2nd Dose Coverage	Percentage fully vaccinated
Alappuzha	43284	50944	118%	37910	88%
Ernakulam	90244	76153	84%	48007	53%
Idukki	29672	24158	81%	15525	52%
Kannur	89079	58513	66%	36839	41%
Kasaragod	39968	30803	77%	17015	43%
Kollam	69984	57771	83%	35543	51%
Kottayam	55571	45767	82%	30200	54%
Kozhikode	103644	63008	61%	27311	26%
Malappuram	159652	116066	73%	32102	20%
Palakkad	75249	62675	83%	33767	45%
Pathanamthitta	33203	23457	71%	16874	51%
Thiruvananthapuram	93804	69820	74%	46669	50%
Thrissur	99789	74495	75%	54616	55%
Wayanad	27857	20299	73%	11633	42%
Grand Total	10,11,000	7,73,929	77%	4,44,011	44%

TABLE9.State Summary (18+) as on 30/07/2022 midnight

State Summary (18+) 31/07/2022 at 12 AM							
District	Target	First Dose	Percentage	Second Dose	Percentage*	Precaution Dose	Percentage
Alappuzha	1704179	1607146	94%	1519395	89%	219784	15%
Ernakulam	2954098	3114025	105%	2694602	91%	307716	12%
Idukki	869082	898216	103%	763870	88%	64727	9%
Kannur	1913861	2009050	105%	1809002	95%	177009	10%
Kasaragod	992363	972696	98%	831519	84%	57680	7%
Kollam	2093511	2072149	99%	1832042	88%	198291	11%
Kottayam	1562022	1561521	100%	1400355	90%	173975	13%
Kozhikode	2499523	2517671	101%	2142707	86%	173575	9%
Malappuram	2988358	3143975	105%	2563405	86%	146783	6%
Palakkad	2140261	2157780	101%	1905593	89%	195424	11%
Pathanamthitta	1036488	1092765	105%	940653	91%	158705	18%
Thiruvananthapuram	2675400	2712053	101%	2392750	89%	288013	13%
Thrissur	2545664	2445911	96%	2311481	91%	343940	16%
Wayanad	659698	691394	105%	612000	93%	49925	8%
Grand Total	2,66,34,508	2,69,96,352	101%	2,37,19,374	89%	2555547	11%

*Revised target population(> 18 years) as per MOHFW is 2.67 crores

*As per letter from Additional Secretary MOHFW- D O No 2317579/2021/Imm dated 15/09/2021

TABLE 10. Achievement for the day 30/07/2022 midnight

Daily achievement 30/07/2022				
District	First Dose	Second Dose	Precaution dose	Total Doses Administered
Alappuzha	45	197	3625	3867
Ernakulam	421	793	3028	4242
Idukki	63	237	781	1081
Kannur	208	335	1473	2016
Kasaragod	156	426	280	862
Kollam	736	1412	2749	4897
Kottayam	6	49	922	977
Kozhikode	3560	1500	1319	6379
Malappuram	2704	3002	1073	6779
Palakkad	1538	1688	1556	4782
Pathanamthitta	15	53	657	725
Thiruvananthapuram	91	396	4382	4869
Thrissur	107	295	1085	1487
Wayanad	314	245	150	709
Grand Total	9964	10628	23080	43672

** Vaccine stock details couldn't be downloaded from e-VIN portal as the portal is down.

TABLE11.COVID Vaccination related sites

support@cowin.gov.in https://www.cowin.gov.in/home https://dashboard.kerala.gov.in/ https://dhs.kerala.gov.in/https://aogyakeralam.gov.in/https://sha.kerala.gov.in/

TABLE10.COVID Vaccination related Helpline numbers

National/State/District	Line1	Line2	Line3
National Helpline	1075	+91 1123978046	0120 4473222
Disha	1056	04712552056	
StateCallCenter	04712309251	04712309252	04712309255
Thiruvananthapuram	9188610100	1077	
Kollam	04742797609	8589015556	
Pathanamthitta	04682222515	04682228220	
Alappuzha	04772239999		
Kottayam	04812565200	04812304800	04812581900
Idukki	18004255640	04862232220	04862233118
Ernakulam	9072303861		
Thrissur	9400066921	9400066922	9400066923
Palakkad	04912505264	04912505189	8943341439
Malappuram	04832733253	04832737858	04832733252
Kozhikode	7594001442		
Wayanad	04936202343	04936202375	9072510900
Kannur	04972700194		
Kasargod	9061076590	9061079244	9061078026