



[www.health.kerala.gov.in](http://www.health.kerala.gov.in)

**COVID-19 OUTBREAK CONTROL AND PREVENTION STATE CELL  
HEALTH&FAMILY WELFARE DEPARTMENT  
Govt of Kerala**

[controlroomdhskerala@gmail.com](mailto:controlroomdhskerala@gmail.com)

[www.dhs.kerala.gov.in](http://www.dhs.kerala.gov.in)

**Kerala HEALTH-COVID-19 DAILY VACCINATION BULLETIN**

**Date: 31/07/2022**

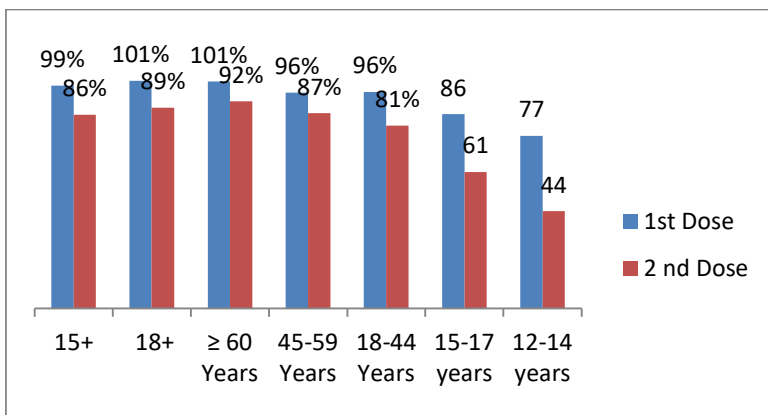
**OUR HEALTH OUR RESPONSIBILITY  
VACCINE ADVISORY**

- *People who are vaccinated with Covid Vaccine are reported to have reduced Covid related ICU admissions, serious disease and death.*
- *Early vaccination is useful to safeguard our life from this deadly disease.*
- *Vaccination sessions are planned as per the availability of vaccine. All are requested to cooperate.*
- *After receiving the first dose, second dose of Covishield vaccine is to be taken between 12–16weeks and second dose of Covaxin between 4-6 weeks.*
- *Covid vaccination is currently available to all above 12years. Children in 12-14 age group will get Corbevax and Children in 15-18 age group will get Covaxin.*
- *All person above 18 years will get precaution dose after 9 months or 39 weeks from the second dose. Health Staffs, Frontline workers and people above 60 years will get precaution dose free of cost from government CVC and others will get precaution dose from private CVC at the rate fixed by the Government . The Same vaccine administered as first and second dose is to be taken as precaution dose. People above 60 years with co-morbidities should take medical advice before receiving precaution dose.*
- *Vaccination is available free of cost in all Government covid vaccination centers, and at a nominal rate (as per the Gol order F.No.2079203/2021/Immunization) in selected private Hospitals.*
- **ENSURE ALL YOUR ELIGIBLE FAMILY MEMBERS ARE PROTECTED BY RECEIVING ANY OF THE AVAILABLE COVID VACCINE.**
- **“COVAXIN, COVISHIELD AND CORBEVAX ARE EQUALLY EFFECTIVE AND SAFE”**
- **“BE FULLY PROTECTED – GET THE SECOND DOSE AND PRECAUTION DOSE AT YOUR SCHEDULED TIME”**

### ANALYSIS

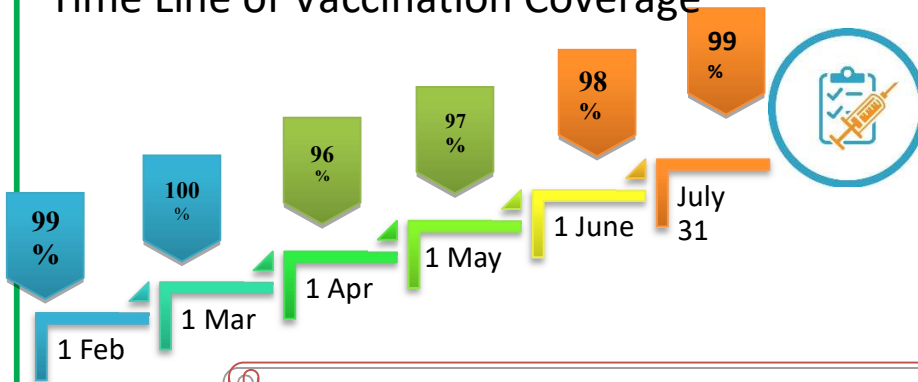
COVID-19 mass vaccinations are showing signs of preventing illness and steep decline in cases and hospital admissions in countries which done vaccination. Kerala started its vaccination for health care workers from January 16, 2021. The COVID-19 Vaccines Operational Guidelines issued by the Ministry of Health and Family Welfare, Govt. of India, 28th December 2020 and all subsequent Guidelines issued by Ministry of Health and Family Welfare, Govt of India are followed at the sites and all vaccination lanes

### Summary of COVID Vaccine Administered as on 31/07/2022 midnight



- 99%** of eligible population vaccinated with a single dose till July 31
- 86%** of eligible population vaccinated with double dose till July 31
- State has vaccinated about **86%** of children aged 15 - 17 years with a single dose

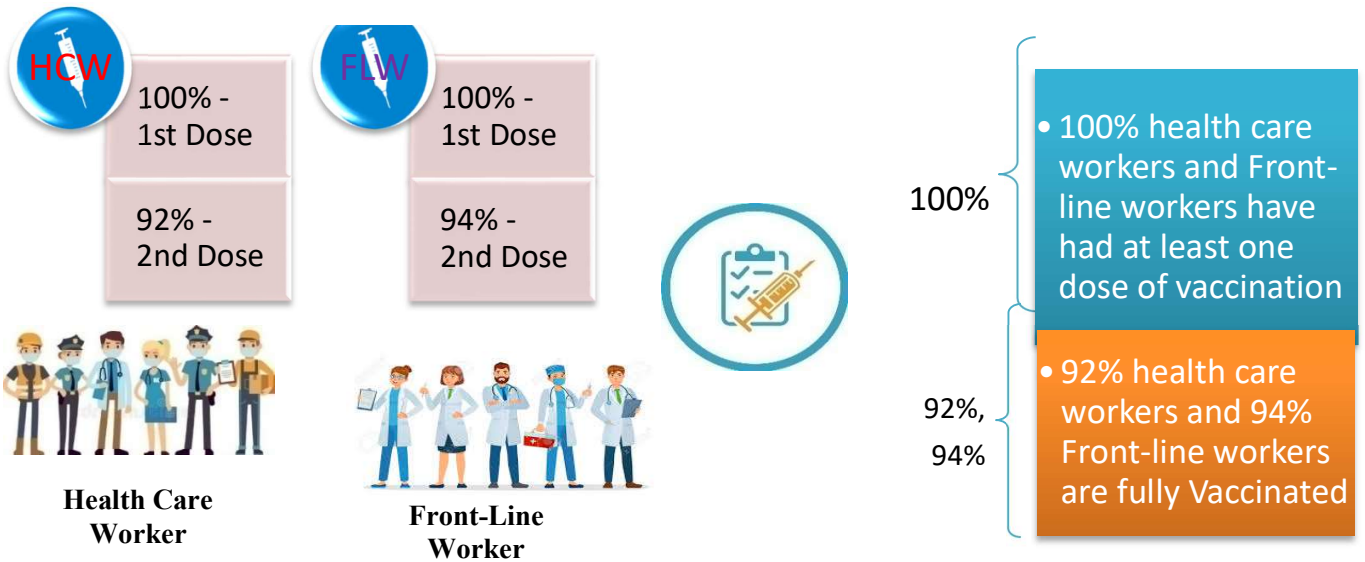
### Time Line of Vaccination Coverage



Kerala began administration of COVID 19 Vaccines on 16<sup>th</sup> January, 2021. As of 31<sup>st</sup> July 2022, Kerala has administered over 55 million doses overall, including first and second doses of vaccines.


**Over 99 per cent of the eligible population (15 + years) in Kerala has been administered the first dose of the Covid-19 vaccine. The state has achieved the target within 510 days since the beginning of the vaccination drive on January 16, 2021**

## Health Care Workers & Front-line Workers Vaccinated



### Are You Vaccinated? You Still Need to Practice: SMS

- Even after vaccination, follow COVID appropriate behavior
- Practice Social Distancing and greet without physical contact
- Always wear clean face mask
- Wash your hands thoroughly and frequently or use hand sanitizer
- Follow the current COVID 19 guidelines to prevent further spread
- Stay Safe. Stay Strong. Get Vaccinated



### Even After Getting Vaccinated Keep Taking Precautions to Protect Your Self



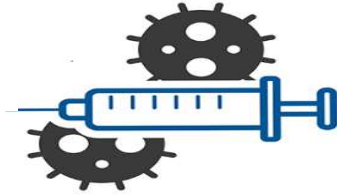
# The Race Towards Full Vaccination - Weekly Trend

2<sup>nd</sup> – 8<sup>th</sup> July 2022

Kerala Administered over

## 0.99 Lakh

COVID Vaccine Doses during 2<sup>nd</sup> to 8<sup>th</sup> July, 2022



From 2<sup>nd</sup> to 8<sup>th</sup> July 2022 on average

**0.14 lakh** doses were administered daily.

Average Doses Administered Per day per week (in 1000)



Trend in average per day vaccination (in 1000) for the last two weeks

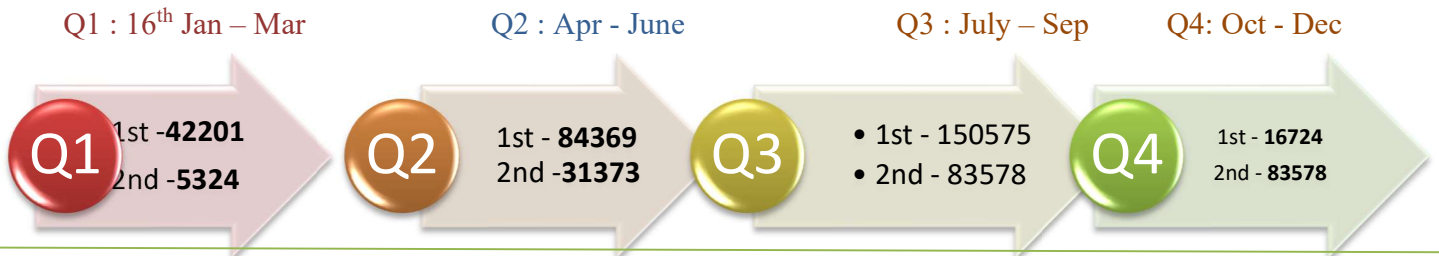


# Race Against Time – Vaccination Quarterly Status

(Q1:16<sup>th</sup> Jan-Mar, Q2: Apr-June, Q3: July-Sep, Q4: Oct - Dec)

## Daily Average Doses Administered per Quarter

In the first Quarter, only 42201 first doses and 5324 second doses were administered daily on average. During the second, third and fourth quarters, the daily vaccination of the first and second doses increased significantly.

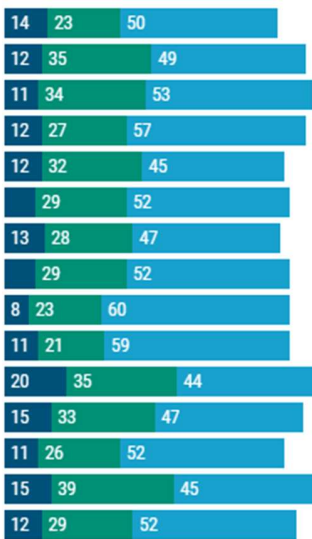


## Vaccination Achievement per Quarter

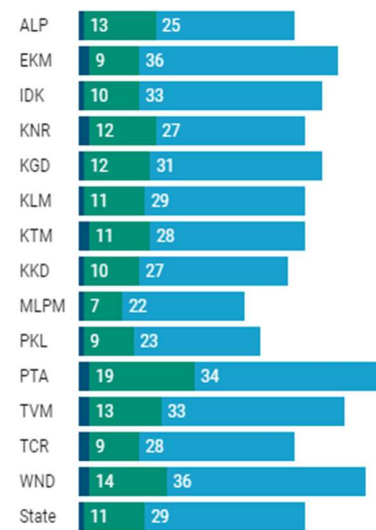
In the third quarter of the immunization drive, 52% of the eligible population (18 + age) in Kerala were given the first dose and 29% the second dose.

■ Q1 ■ Q2 ■ Q3

### First Dose

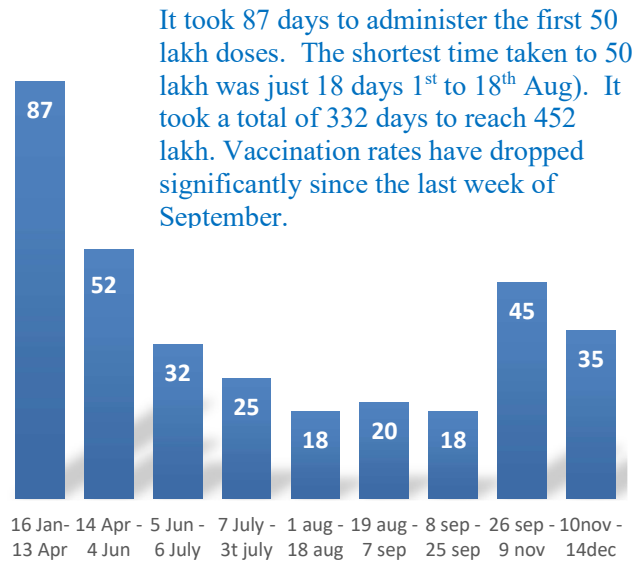


### Second Dose



## Dose Progression

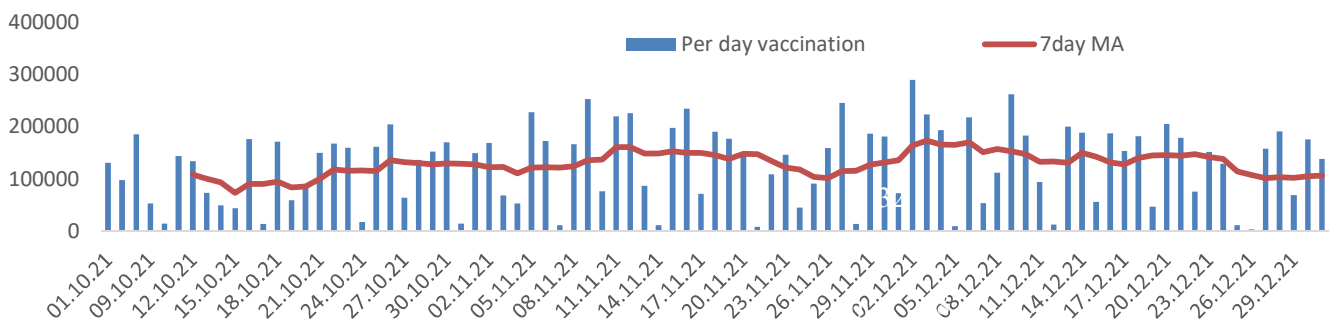
The chart shows the days taken for total COVID-19 Vaccination doses (both first and second) in Kerala to cross every 50 lakh dose mark



It took 87 days to administer the first 50 lakh doses. The shortest time taken to 50 lakh was just 18 days 1<sup>st</sup> to 18<sup>th</sup> Aug). It took a total of 332 days to reach 452 lakh. Vaccination rates have dropped significantly since the last week of September.

## Vaccine Administered per Day and 7 days Moving Average in Last Quarter (Oct -Dec)

The seven-day moving average of daily doses in the last quarter showed a peak on December 2<sup>nd</sup> and continued to fluctuate thereafter



## Important Message to the Public

- a. *Infection or infection rate is only a part and disease manifestation of disease is to be monitored*
- b. *Fatality among vaccinated people is very less. Disease severity among vaccinated people is less.*
- c. *People with comorbidity should be careful. Once detected covid positive they should get admitted and do not stay at home.*
- d. *Death in covid positive cases are among unvaccinated people, especially having comorbidities like Diabetes and Hypertension*
- e. *Late arrival to hospitals is one of the reason for Death among people with comorbidities*
- f. *Vaccinated people, only if symptomatic are advised to consult Doctor.*
- g. *Non Vaccinated people, if symptomatic, may do RTPCR test*
- h. *Antigen testing is only for emergency purpose*
- i. *Non vaccinated people with co-morbidities to do testing by RTPCR and consult doctor*
- j. *Repeat RTPCR is not needed among the people who are detected COVID positive in the previous 2 months*
- k. *All young person detected positive and at home isolation should do glucose test*

TABLE1.Total Vaccination done in the State as on 31/07/2022 midnight

State Summary (15+ years)-Total doses administered till 01/08/2022 at 12 AM								
District	Target	First Dose	Percent age	Second Dose	Percentage*	Precaution Dose	Percentage	Total doses administered
Alappuzha	1829568	1738221	95%	1624197	89%	219794	15%	35,82,212
Ernakulam	3217878	3310856	104%	2836401	89%	307766	12%	64,55,023
Idukki	950762	961405	101%	810683	85%	64727	9%	18,36,815
Kannur	2100307	2170289	103%	1922796	92%	177018	10%	42,70,103
Kasaragod	1092141	1056309	97%	885006	81%	57710	7%	19,99,025
Kollam	2268371	2229829	98%	1942705	86%	198302	11%	43,70,836
Kottayam	1704500	1679340	99%	1486770	87%	173988	13%	33,40,098
Kozhikode	2746273	2695759	98%	2235891	81%	173697	9%	51,05,347
Malappuram	3386535	3453956	102%	2691439	79%	146841	6%	62,92,236
Palakkad	2349082	2339785	100%	2028520	86%	195429	11%	45,63,734
Pathanamthitta	1118564	1156999	103%	990495	89%	158705	18%	23,06,199
Thiruvananthapuram	2914006	2896208	99%	2521189	87%	288512	13%	57,05,909
Thrissur	2767777	2646538	96%	2466806	89%	344118	16%	54,57,462
Wayanad	716933	748767	104%	649745	91%	49928	8%	14,48,440
<b>Grand Total</b>	<b>29,162,697</b>	<b>2,90,84,261</b>	<b>99%</b>	<b>2,50,92,643</b>	<b>86%</b>	<b>25,56,535</b>	<b>11%</b>	<b>5,67,33,439</b>

TABLE2.Covid-19 Vaccination Center Functional in the State as on 31/07/2022 midnight(01/08/2022 12AM)

DISTRICTS	12+	15+	18+	Total
Alappuzha	0	1	2	3
Ernakulam	0	1	5	6
Idukki	0	0	0	0
Kannur	0	0	4	4
Kasaragod	1	1	4	6
Kollam	0	0	2	2
Kottayam	0	0	1	1
Kozhikode	1	1	4	6
Malappuram	0	0	0	0
Palakkad	0	0	1	1
Pathanamthitta	0	0	1	1
Thiruvananthapuram	0	0	6	6
Thrissur	0	1	8	9
Wayanad	0	0	0	0
<b>GrandTotal</b>	<b>2</b>	<b>5</b>	<b>38</b>	<b>45</b>

TABLE3. Health Care Workers Coverage as on 31/07/2022 midnight

<b>DISTRICT</b>	<b>1st DOSE</b>	<b>2nd Dose</b>	<b>% fully vaccinated</b>	<b>Precaution dose</b>	<b>Precaution dose (%) *</b>
<b>Alappuzha</b>	29023	27248	94%	14847	55%
<b>Ernakulam</b>	85572	75871	89%	33946	45%
<b>Idukki</b>	13556	13024	96%	6622	51%
<b>Kannur</b>	40390	37564	93%	19624	52%
<b>Kasaragod</b>	11611	10825	93%	5162	48%
<b>Kollam</b>	36043	33841	94%	16476	49%
<b>Kottayam</b>	38708	36338	94%	18281	51%
<b>Kozhikode</b>	52735	47978	91%	19666	41%
<b>Malappuram</b>	44834	42020	94%	19434	46%
<b>Palakkad</b>	34677	32029	92%	16714	52%
<b>Pathanamthitta</b>	29338	25106	86%	12915	52%
<b>Thiruvananthapuram</b>	73434	66443	90%	29543	45%
<b>Thrissur</b>	51910	49221	95%	28593	58%
<b>Wayanad</b>	13979	13300	95%	6926	52%
<b>Grand Total</b>	<b>555810</b>	<b>510808</b>	<b>92%</b>	<b>248749</b>	<b>49%</b>

1st Dose coverage for HCW is 100%

\*Proportion of beneficiaries who are eligible ( completed 9 months after 2nd dose )

TABLE4. Frontline workers Coverage as on 31/07/2022 midnight

<b>DISTRICT</b>	<b>1st dose</b>	<b>2nd Dose</b>	<b>% fully vaccinated</b>	<b>Precaution dose</b>	<b>Precaution dose(%) *</b>
<b>Alappuzha</b>	39132	36774	94%	14635	40%
<b>Ernakulam</b>	54937	50376	92%	19868	40%
<b>Idukki</b>	22995	21357	93%	6311	30%
<b>Kannur</b>	41386	39984	97%	14031	35%
<b>Kasaragod</b>	24615	22504	91%	6764	30%
<b>Kollam</b>	42236	38876	92%	11728	30%
<b>Kottayam</b>	32141	30617	95%	12130	40%
<b>Kozhikode</b>	55274	52580	95%	10695	20%
<b>Malappuram</b>	53921	51311	95%	15338	30%
<b>Palakkad</b>	48097	45575	95%	18466	41%
<b>Pathanamthitta</b>	25252	22552	89%	7903	35%
<b>Thiruvananthapuram</b>	73012	67674	93%	25860	38%
<b>Thrissur</b>	41910	40757	97%	20453	50%
<b>Wayanad</b>	17021	16101	95%	4505	28%
<b>Grand Total</b>	<b>571929</b>	<b>537038</b>	<b>94%</b>	<b>188687</b>	<b>35%</b>

1st Dose coverage for FLW is 100%

\*Proportion of beneficiaries who are eligible ( completed 9 months after 2nd dose )



TABLE5.Age-Appropriate Group (45-59 Years) Coverage as on 31/07/2022 midnight

Table 5: Age appropriate group (45-59 years) coverage							
45-59 years Coverage as on 01/08/2022 at 12 AM							
District	Target	1st Dose Coverage	Percentage	2nd Dose Coverage	Percentage fully vaccinated	Precaution dose	%
Alappuzha	535436	439119	82%	416935	78%	21714	5%
Ernakulam	809349	783961	97%	704396	87%	26745	4%
Idukki	237564	247036	104%	219534	92%	6849	3%
Kannur	527295	516062	98%	481188	91%	14464	3%
Kasaragod	253027	252338	100%	224418	89%	4570	2%
Kollam	541201	560300	104%	503794	93%	19326	4%
Kottayam	478470	414305	87%	375702	79%	12307	3%
Kozhikode	658949	655499	99%	583109	88%	16741	3%
Malappuram	733338	723333	99%	630993	86%	14309	2%
Palakkad	614226	547380	89%	501290	82%	20064	4%
Pathanamthitta	264372	281933	107%	252141	95%	11094	4%
Thiruvananthapuram	735836	681938	93%	614823	84%	24502	4%
Thrissur	689418	664294	96%	627151	91%	45745	8%
Wayanad	170537	177162	104%	164393	96%	4333	3%
<b>Grand Total</b>	<b>7249018</b>	<b>69,44,660</b>	<b>96%</b>	<b>62,99,867</b>	<b>87%</b>	<b>242763</b>	<b>4%</b>

TABLE6.Age-Appropriate Group (≥60 Years) Coverage as on 31/07/2022midnight

Table 6: Age appropriate group (≥ 60 years) coverage							
≥ 60 years Coverage as on 01/08/2022 at 12 AM							
District	Target	1st Dose Coverage	Percentage	2nd Dose Coverage	Percentage fully vaccinated	Precaution dose	%
Alappuzha	424565	429210	101%	401480	95%	151286	38%
Ernakulam	673885	676614	100%	622100	92%	195659	32%
Idukki	193981	194628	100%	173421	89%	38431	22%
Kannur	438602	444602	101%	413203	94%	117648	29%
Kasaragod	182460	181746	100%	160535	88%	36930	23%
Kollam	497558	499690	100%	456039	92%	135205	30%
Kottayam	418008	419870	100%	385000	92%	120782	32%
Kozhikode	526896	529416	100%	480800	91%	113011	24%
Malappuram	477642	488275	102%	435503	91%	85547	20%
Palakkad	437708	439915	101%	402783	92%	124009	31%
Pathanamthitta	311297	312405	100%	281134	90%	117904	42%
Thiruvananthapuram	630465	633243	100%	572367	91%	183935	33%
Thrissur	581781	588420	101%	559227	96%	212439	39%
Wayanad	128009	128336	100%	114576	90%	30665	27%
<b>Grand Total</b>	<b>5922857</b>	<b>59,66,370</b>	<b>101%</b>	<b>54,58,168</b>	<b>92%</b>	<b>16,63,451</b>	<b>31%</b>

TABLE 6. Age-Appropriate Group (18-44 Years) Coverage as on 31/07/2022 midnight

18-44 years Coverage as on 01/08/2022 at 12 AM							
District	Target	First Dose					
		1st Dose Coverage	Percentage	2nd Dose Coverage	Percentage fully vaccinated	Precaution dose	%
Alappuzha	744178	670663	90%	636959	86%	17312	3%
Ernakulam	1470864	1512946	103%	1241868	84%	31548	3%
Idukki	437537	420001	96%	336533	77%	6514	2%
Kannur	947964	966610	102%	837063	88%	11251	1%
Kasaragod	556876	502386	90%	413244	74%	4284	1%
Kollam	1054752	933881	89%	799493	76%	15567	2%
Kottayam	665544	656497	99%	572698	86%	10488	2%
Kozhikode	1313678	1224750	93%	978266	74%	13584	2%
Malappuram	1777378	1833617	103%	1403590	79%	12213	1%
Palakkad	1088327	1087711	100%	923916	85%	16176	2%
Pathanamthitta	460819	443837	96%	359720	78%	8889	3%
Thiruvananthapuram	1309099	1250431	96%	1071449	82%	24672	3%
Thrissur	1274465	1099380	86%	1035138	81%	36888	4%
Wayanad	361152	354896	98%	303632	84%	3499	1%
<b>Grand Total</b>	<b>13462633</b>	<b>1,29,57,606</b>	<b>96%</b>	<b>1,09,13,569</b>	<b>81%</b>	<b>212885</b>	<b>2%</b>
<b>*Among those who have taken first dose</b>							

TABLE 7. Age-Appropriate Group (15-17 Years) Coverage as on 31/07/2022 midnight

15-17 years Coverage as on 01/08/2022 at 12 AM					
District	Target	1st Dose Coverage	Percentage	2nd Dose Coverage	Percentage fully vaccinated
Alappuzha	80832	80130	99%	66891	83%
Ernakulam	140530	120670	86%	93767	67%
Idukki	51339	39031	76%	31289	61%
Kannur	97722	102726	105%	76955	79%
Kasaragod	60496	52810	87%	36465	60%
Kollam	105234	99908	95%	75119	71%
Kottayam	85400	72052	84%	56215	66%
Kozhikode	143028	115024	80%	65840	46%
Malappuram	241212	193901	80%	95916	40%
Palakkad	132742	119330	90%	89160	67%
Pathanamthitta	48854	40777	83%	32968	67%
Thiruvananthapuram	145238	114330	79%	81763	56%
Thrissur	123540	126129	102%	100696	82%
Wayanad	29245	37063	127%	26059	89%
<b>Grand Total</b>	<b>15,34,000</b>	<b>13,13,881</b>	<b>86%</b>	<b>9,29,103</b>	<b>61%</b>

Table 8: Age appropriate group (12-14 years) Coverage as on 31/07/2022 midnight

12-14 years Coverage as on 01/08/2022 at 12 AM					
District	Target	1st Dose Coverage	Percentage	2nd Dose Coverage	Percentage fully vaccinated
Alappuzha	43284	50944	118%	37910	88%
Ernakulam	90244	76156	84%	48023	53%
Idukki	29672	24158	81%	15525	52%
Kannur	89079	58513	66%	36839	41%
Kasaragod	39968	30803	77%	17015	43%
Kollam	69984	57771	83%	35543	51%
Kottayam	55571	45767	82%	30200	54%
Kozhikode	103644	63061	61%	27318	26%
Malappuram	159652	116075	73%	32106	20%
Palakkad	75249	62675	83%	33767	45%
Pathanamthitta	33203	23457	71%	16874	51%
Thiruvananthapuram	93804	69820	74%	46670	50%
Thrissur	99789	74495	75%	54616	55%
Wayanad	27857	20310	73%	11684	42%
<b>Grand Total</b>	<b>10,11,000</b>	<b>7,74,005</b>	<b>77%</b>	<b>4,44,090</b>	<b>44%</b>

TABLE9.State Summary (18+) as on 31/07/2022 midnight

State Summary (18+) 01/08/2022 at 12 AM							
District	Target	First Dose	Percentage	Second Dose	Percentage*	Precaution Dose	Percentage
Alappuzha	1704179	1607147	94%	1519396	89%	219794	15%
Ernakulam	2954098	3114030	105%	2694611	91%	307766	12%
Idukki	869082	898216	103%	763869	88%	64727	9%
Kannur	1913861	2009050	105%	1809002	95%	177018	10%
Kasaragod	992363	972696	98%	831526	84%	57710	7%
Kollam	2093511	2072150	99%	1832043	88%	198302	11%
Kottayam	1562022	1561521	100%	1400355	90%	173988	13%
Kozhikode	2499523	2517674	101%	2142733	86%	173697	9%
Malappuram	2988358	3143980	105%	2563417	86%	146841	6%
Palakkad	2140261	2157780	101%	1905593	89%	195429	11%
Pathanamthitta	1036488	1092765	105%	940653	91%	158705	18%
Thiruvananthapuram	2675400	2712058	101%	2392756	89%	288512	13%
Thrissur	2545664	2445914	96%	2311494	91%	344118	16%
Wayanad	659698	691394	105%	612002	93%	49928	8%
<b>Grand Total</b>	<b>2,66,34,508</b>	<b>2,69,96,375</b>	<b>101%</b>	<b>2,37,19,450</b>	<b>89%</b>	<b>2556535</b>	<b>11%</b>

\*Revised target population(> 18 years) as per MOHFW is 2.67 crores

\*As per letter from Additional Secretary MOHFW- D O No 2317579/2021/Imm dated 15/09/2021

TABLE 10. Achievement for the day 31/07/2022 midnight

Daily achievement 31/07/2022				
District	First Dose	Second Dose	Precaution dose	Total Doses Administered
Alappuzha	1	1	10	12
Ernakulam	7	12	50	69
Idukki	0	0	0	0
Kannur	0	0	5	5
Kasaragod	0	7	30	37
Kollam	1	1	11	13
Kottayam	0	0	11	11
Kozhikode	91	119	119	329
Malappuram	0	0	1	1
Palakkad	0	0	5	5
Pathanamthitta	0	0	0	0
Thiruvananthapuram	5	5	497	507
Thrissur	2	5	54	61
Wayanad	15	64	3	82
<b>Grand Total</b>	<b>122</b>	<b>214</b>	<b>796</b>	<b>1132</b>

\*\* Vaccine stock details couldn't be downloaded from e-VIN portal as the portal is down.

TABLE11.COVID Vaccination related sites

<a href="mailto:support@cowin.gov.in">support@cowin.gov.in</a> <a href="https://www.cowin.gov.in/home">https://www.cowin.gov.in/home</a> <a href="https://dashboard.kerala.gov.in/">https://dashboard.kerala.gov.in/</a> <a href="https://dhs.kerala.gov.in/https://aogyakeralam.gov.in/https://sha.kerala.gov.in/">https://dhs.kerala.gov.in/https://aogyakeralam.gov.in/https://sha.kerala.gov.in/</a>
-------------------------------------------------------------------------------------------------------------------------------------------------------------------------------------------------------------------------------------------------------------------------------------------------------------------------------------------------------------------------------------------------------------------

TABLE10.COVID Vaccination related Helpline numbers

National/State/District	Line1	Line2	Line3
National Helpline	1075	+91 1123978046	0120 4473222
Disha	1056	04712552056	
StateCallCenter	04712309251	04712309252	04712309255
Thiruvananthapuram	9188610100	1077	
Kollam	04742797609	8589015556	
Pathanamthitta	04682222515	04682228220	
Alappuzha	04772239999		
Kottayam	04812565200	04812304800	04812581900
Idukki	18004255640	04862232220	04862233118
Ernakulam	9072303861		
Thrissur	9400066921	9400066922	9400066923
Palakkad	04912505264	04912505189	8943341439
Malappuram	04832733253	04832737858	04832733252
Kozhikode	7594001442		
Wayanad	04936202343	04936202375	9072510900
Kannur	04972700194		
Kasargod	9061076590	9061079244	9061078026