



കേരള സർക്കാർ

www.health.kerala.gov.in

**COVID-19 OUTBREAK CONTROL AND PREVENTION STATE CELL
HEALTH&FAMILY WELFARE DEPARTMENT
Govt of Kerala**

controlroomdhskerala@gmail.com

www.dhs.kerala.gov.in

Kerala HEALTH-COVID-19 DAILY VACCINATION BULLETIN

Date: 01/09/2022

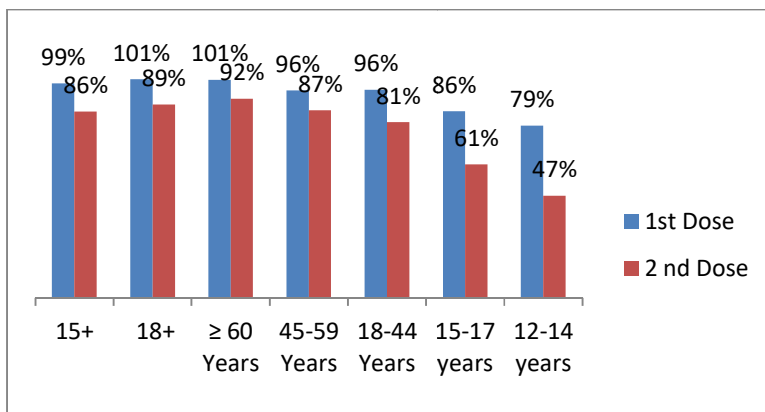
**OUR HEALTH OUR RESPONSIBILITY
VACCINE ADVISORY**

- *People who are vaccinated with Covid Vaccine are reported to have reduced Covid related ICU admissions, serious disease and death.*
- *Early vaccination is useful to safeguard our life from this deadly disease.*
- *Vaccination sessions are planned as per the availability of vaccine. All are requested to cooperate.*
- *After receiving the first dose, second dose of Covishield vaccine is to be taken between 12–16weeks and second dose of Covaxin between 4-6 weeks.*
- *Covid vaccination is currently available to all above 12years. Children in 12-14 age group will get Corbevax and Children in 15-18 age group will get Covaxin.*
- *All person above 18 years will get precaution dose after 9 months or 39 weeks from the second dose. Health Staffs, Frontline workers and people above 60 years will get precaution dose free of cost from government CVC and others will get precaution dose from private CVC at the rate fixed by the Government . The Same vaccine administered as first and second dose is to be taken as precaution dose. People above 60 years with co-morbidities should take medical advice before receiving precaution dose.*
- *Vaccination is available free of cost in all Government covid vaccination centers, and at a nominal rate (as per the Gol order F.No.2079203/2021/Immunization) in selected private Hospitals.*
- **ENSURE ALL YOUR ELIGIBLE FAMILY MEMBERS ARE PROTECTED BY RECEIVING ANY OF THE AVAILABLE COVID VACCINE.**
- **“COVAXIN, COVISHIELD AND CORBEVAX ARE EQUALLY EFFECTIVE AND SAFE”**
- **“BE FULLY PROTECTED – GET THE SECOND DOSE AND PRECAUTION DOSE AT YOUR SCHEDULED TIME”**

ANALYSIS

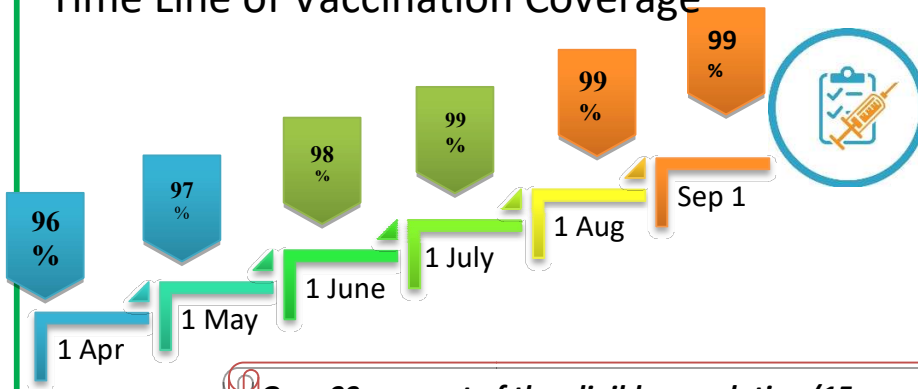
COVID-19 mass vaccinations are showing signs of preventing illness and steep decline in cases and hospital admissions in countries which done vaccination. Kerala started its vaccination for health care workers from January 16, 2021. The COVID-19 Vaccines Operational Guidelines issued by the Ministry of Health and Family Welfare, Govt. of India, 28th December 2020 and all subsequent Guidelines issued by Ministry of Health and Family Welfare, Govt of India are followed at the sites and all vaccination lanes

Summary of COVID Vaccine Administered as on 01/09/2022 midnight



- 99%** of eligible population vaccinated with a single dose till September 01
- 86%** of eligible population vaccinated with double dose till September 01
- State has vaccinated about **86%** of children aged 15 - 17 years with a single dose

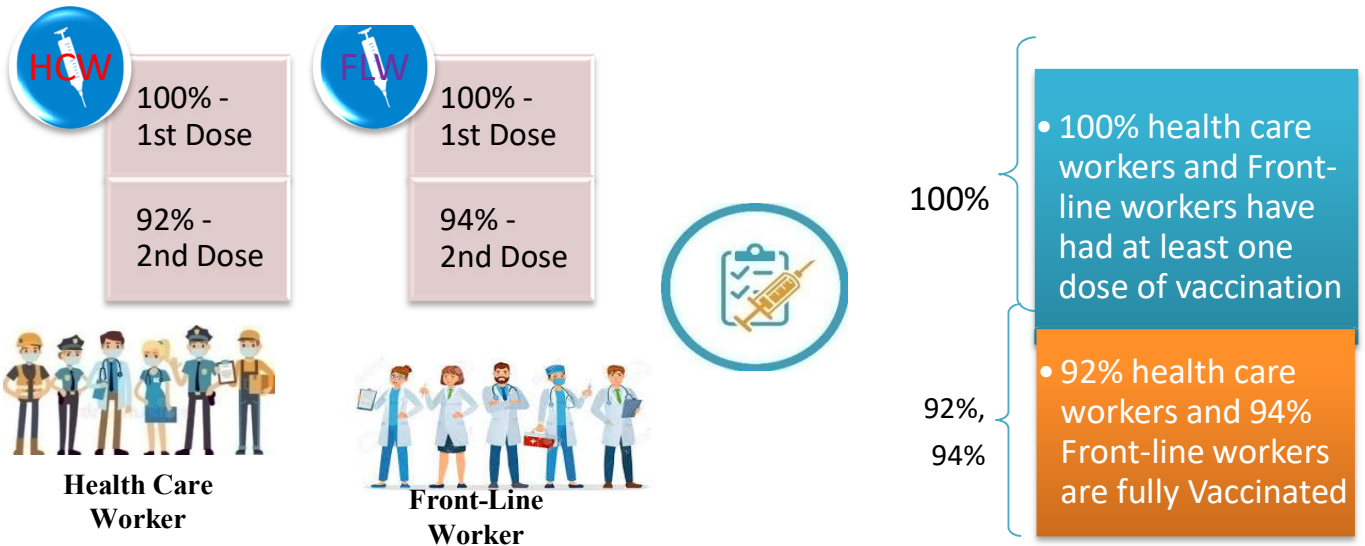
Time Line of Vaccination Coverage



Kerala began administration of COVID 19 Vaccines on 16th January, 2021. As of 01st September 2022, Kerala has administered over 55 million doses overall, including first and second doses of vaccines.

Over 99 per cent of the eligible population (15 + years) in Kerala has been administered the first dose of the Covid-19 vaccine. The state has achieved the target within 510 days since the beginning of the vaccination drive on January 16, 2021

Health Care Workers & Front-line Workers Vaccinated



Are You Vaccinated? You Still Need to Practice: SMS

- Even after vaccination, follow COVID appropriate behavior
- Practice Social Distancing and greet without physical contact
- Always wear clean face mask
- Wash your hands thoroughly and frequently or use hand sanitizer
- Follow the current COVID 19 guidelines to prevent further spread
- Stay Safe. Stay Strong. Get Vaccinated



Even After Getting Vaccinated Keep Taking Precautions to Protect Your Self



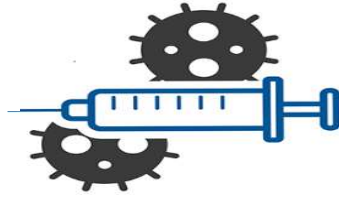
The Race Towards Full Vaccination - Weekly Trend

30th July – 5th Aug, 2022

Kerala Administered over

1.87 Lakh

COVID Vaccine Doses during 30th July to 5th Aug, 2022



From 30th July to 5th Aug, 2022 on average

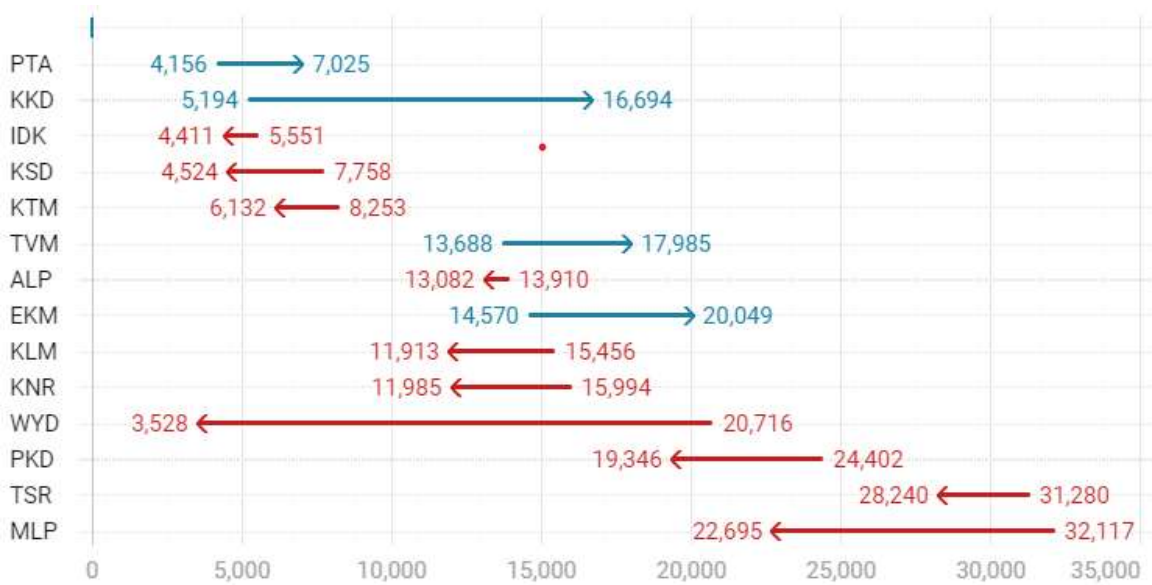
0.27 lakh

doses were administered daily.

Average Doses Administered Per day per week (in 1000)



Trend in average per day vaccination (in 1000) for the last two weeks



Race Against Time – Vaccination Quarterly Status

(Q1:16th Jan-Mar, Q2: Apr-June, Q3: July-Sep, Q4: Oct - Dec)

Daily Average Doses Administered per Quarter

In the first Quarter, only 42201 first doses and 5324 second doses were administered daily on average. During the second, third and fourth quarters, the daily vaccination of the first and second doses increased significantly.



Vaccination Achievement per Quarter

In the third quarter of the immunization drive, 52% of the eligible population (18 + age) in Kerala were given the first dose and 29% the second dose.

■ Q1 ■ Q2 ■ Q3

First Dose

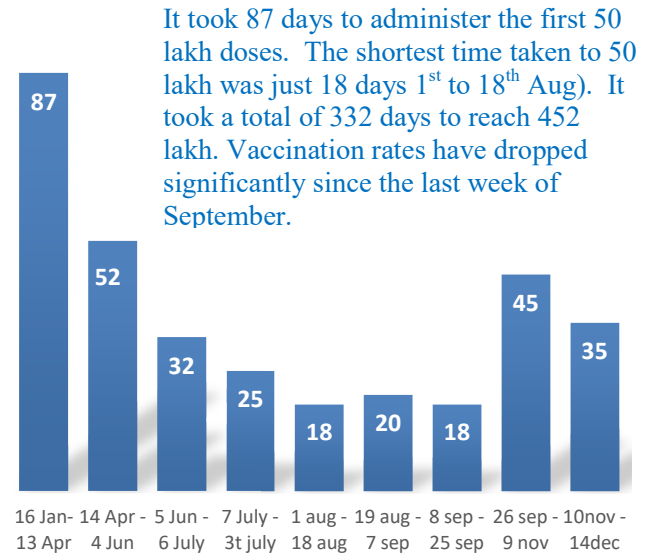


Second Dose



Dose Progression

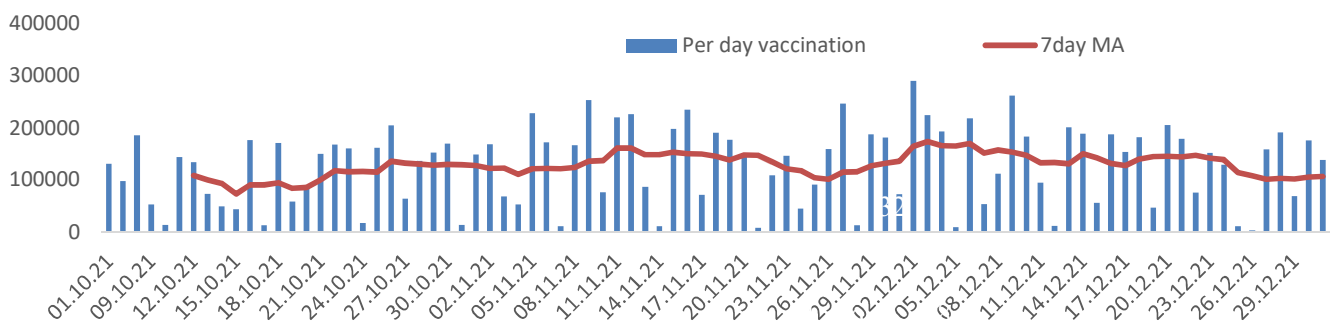
The chart shows the days taken for total COVID-19 Vaccination doses (both first and second) in Kerala to cross every 50 lakh dose mark



It took 87 days to administer the first 50 lakh doses. The shortest time taken to 50 lakh was just 18 days 1st to 18th Aug). It took a total of 332 days to reach 452 lakh. Vaccination rates have dropped significantly since the last week of September.

Vaccine Administered per Day and 7 days Moving Average in Last Quarter (Oct -Dec)

The seven-day moving average of daily doses in the last quarter showed a peak on December 2nd and continued to fluctuate thereafter



Important Message to the Public

- a. *Infection or infection rate is only a part and disease manifestation of disease is to be monitored*
- b. *Fatality among vaccinated people is very less. Disease severity among vaccinated people is less.*
- c. *People with comorbidity should be careful. Once detected covid positive they should get admitted and do not stay at home.*
- d. *Death in covid positive cases are among unvaccinated people, especially having comorbidities like Diabetes and Hypertension*
- e. *Late arrival to hospitals is one of the reason for Death among people with comorbidities*
- f. *Vaccinated people, only if symptomatic are advised to consult Doctor.*
- g. *Non Vaccinated people, if symptomatic, may do RTPCR test*
- h. *Antigen testing is only for emergency purpose*
- i. *Non vaccinated people with co-morbidities to do testing by RTPCR and consult doctor*
- j. *Repeat RTPCR is not needed among the people who are detected COVID positive in the previous 2 months*
- k. *All young person detected positive and at home isolation should do glucose test*

TABLE1.Total Vaccination done in the State as on 01/09/2022 midnight

State Summary (15+ years)-Total doses administered till 02/09/2022 at 12 AM								
District	Target	First Dose	Percent age	Second Dose	Percentage*	Precaution Dose	Percentage	Total doses administered
Alappuzha	1829568	1739020	95%	1627223	89%	256630	17%	36,22,873
Ernakulam	3217878	3313160	104%	2843958	89%	350071	13%	65,07,189
Idukki	950762	961885	101%	812371	86%	71599	10%	18,45,855
Kannur	2100307	2172865	103%	1927613	92%	199224	11%	42,99,702
Kasaragod	1092141	1059174	97%	889543	81%	61879	8%	20,10,596
Kollam	2268371	2231042	98%	1946709	86%	222060	12%	43,99,811
Kottayam	1704500	1680133	99%	1490305	88%	189711	14%	33,60,149
Kozhikode	2746273	2701508	98%	2242592	82%	193805	9%	51,37,905
Malappuram	3386535	3460979	102%	2707556	80%	177834	7%	63,46,369
Palakkad	2349082	2342711	100%	2035208	87%	238121	13%	46,16,040
Pathanamthitta	1118564	1157610	103%	992611	89%	175816	19%	23,26,037
Thiruvananthapuram	2914006	2898230	99%	2528031	87%	325424	14%	57,51,685
Thrissur	2767777	2649487	96%	2474593	89%	412184	18%	55,36,264
Wayanad	716933	751324	105%	653229	91%	54907	9%	14,59,460
Grand Total	29,162,697	2,91,19,128	99%	2,51,71,542	86%	29,29,265	13%	5,72,19,935

TABLE2.Covid-19 Vaccination Center Functional in the State as on 01/09/2022 midnight(02/09/2022 12AM)

DISTRICTS	12+	15+	18+	Total
Alappuzha	0	0	8	8
Ernakulam	2	7	31	40
Idukki	1	0	6	7
Kannur	1	0	8	9
Kasaragod	7	7	8	22
Kollam	3	14	11	28
Kottayam	0	19	27	46
Kozhikode	2	3	9	14
Malappuram	0	2	14	16
Palakkad	1	7	8	16
Pathanamthitta	0	12	20	32
Thiruvananthapuram	0	0	118	118
Thrissur	6	4	65	75
Wayanad	0	0	0	0
GrandTotal	23	75	333	431

TABLE3. Health Care Workers Coverage as on 01/09/2022 midnight

<i>DISTRICT</i>	<i>1st DOSE</i>	<i>2nd Dose</i>	<i>% fully vaccinated</i>	<i>Precaution dose</i>	<i>Precaution dose (%) *</i>
Alappuzha	29023	27261	94%	15256	56%
Ernakulam	85572	75896	89%	34767	46%
Idukki	13556	13027	96%	6741	52%
Kannur	40390	37577	93%	19978	53%
Kasaragod	11611	10827	93%	5238	49%
Kollam	36043	33851	94%	16966	50%
Kottayam	38709	36350	94%	18698	52%
Kozhikode	52736	47987	91%	20185	42%
Malappuram	44835	42038	94%	20189	48%
Palakkad	34677	32046	92%	17149	54%
Pathanamthitta	29338	25118	86%	13270	53%
Thiruvananthapuram	73435	66459	91%	30243	46%
Thrissur	51910	49231	95%	29429	60%
Wayanad	13985	13306	95%	7294	55%
Grand Total	555820	510974	92%	255403	50%

1st Dose coverage for HCW is 100%

*Proportion of beneficiaries who are eligible (completed 9 months after 2nd dose)

TABLE4. Frontline workers Coverage as on 01/09/2022 midnight

<i>DISTRICT</i>	<i>1st dose</i>	<i>2nd Dose</i>	<i>% fully vaccinated</i>	<i>Precaution dose</i>	<i>Precaution dose(%) *</i>
Alappuzha	39133	36779	94%	15070	41%
Ernakulam	54937	50392	92%	20374	41%
Idukki	22998	21370	93%	6526	31%
Kannur	41387	39991	97%	14463	36%
Kasaragod	24615	22506	91%	6912	31%
Kollam	42237	38885	92%	12190	31%
Kottayam	32142	30623	95%	12330	40%
Kozhikode	55275	52593	95%	11147	21%
Malappuram	53922	51323	95%	15933	31%
Palakkad	48097	45586	95%	19123	42%
Pathanamthitta	25252	22561	89%	8159	36%
Thiruvananthapuram	73014	67696	93%	26833	40%
Thrissur	41911	40764	97%	21120	52%
Wayanad	17022	16104	95%	4698	29%
Grand Total	571942	537173	94%	194878	36%

1st Dose coverage for FLW is 100%

*Proportion of beneficiaries who are eligible (completed 9 months after 2nd dose)

TABLE5.Age-Appropriate Group (45-59 Years) Coverage as on 01/09/2022 midnight

Table 5: Age appropriate group (45-59 years) coverage							
45-59 years Coverage as on		02/09/2022		at 12 AM			
District	Target	1st Dose Coverage	Percentage	2nd Dose Coverage	Percentage fully vaccinated	Precaution dose	%
Alappuzha	535436	439213	82%	417178	78%	35978	9%
Ernakulam	809349	784089	97%	704823	87%	41196	6%
Idukki	237564	247050	104%	219595	92%	9268	4%
Kannur	527295	516125	98%	481453	91%	23290	5%
Kasaragod	253027	252386	100%	224540	89%	6084	3%
Kollam	541201	560386	104%	504073	93%	28415	6%
Kottayam	478470	414348	87%	375900	79%	17792	5%
Kozhikode	658949	655647	99%	583501	89%	24292	4%
Malappuram	733338	723513	99%	631848	86%	25998	4%
Palakkad	614226	547461	89%	501741	82%	37277	8%
Pathanamthitta	264372	281983	107%	252254	95%	18282	7%
Thiruvananthapuram	735836	682056	93%	615197	84%	38107	6%
Thrissur	689418	664404	96%	627606	91%	72394	12%
Wayanad	170537	177182	104%	164432	96%	6139	4%
Grand Total	7249018	69,45,821	96%	63,04,090	87%	383632	6%

TABLE6.Age-Appropriate Group (≥60 Years) Coverage as on 01/09/2022midnight

Table 6: Age appropriate group (≥ 60 years) coverage							
≥ 60 years Coverage as on		02/09/2022		at 12 AM			
District	Target	1st Dose Coverage	Percentage	2nd Dose Coverage	Percentage fully vaccinated	Precaution dose	%
Alappuzha	424565	429247	101%	401735	95%	159593	40%
Ernakulam	673885	676708	100%	622436	92%	205400	33%
Idukki	193981	194636	100%	173479	89%	39819	23%
Kannur	438602	444636	101%	413354	94%	121778	30%
Kasaragod	182460	181759	100%	160591	88%	37561	24%
Kollam	497558	499727	100%	456189	92%	139478	31%
Kottayam	418008	419907	100%	385155	92%	124495	33%
Kozhikode	526896	529464	100%	481023	91%	117427	25%
Malappuram	477642	488348	102%	435844	91%	91210	21%
Palakkad	437708	439946	101%	402989	92%	131503	33%
Pathanamthitta	311297	312441	100%	281238	90%	120798	43%
Thiruvananthapuram	630465	633303	100%	572616	91%	190017	34%
Thrissur	581781	588478	101%	559529	96%	225052	41%
Wayanad	128009	128342	100%	114608	90%	31385	28%
Grand Total	5922857	59,66,942	101%	54,60,786	92%	17,35,516	32%

TABLE 6. Age-Appropriate Group (18-44 Years) Coverage as on 01/09/2022 midnight

18-44 years Coverage as on 02/09/2022 at 12 AM							
District	Target	First Dose					
		1st Dose Coverage	Percentage	2nd Dose Coverage	Percentage fully vaccinated	Precaution dose	%
Alappuzha	744178	670924	90%	638139	86%	30733	5%
Ernakulam	1470864	1513692	103%	1244801	85%	48334	4%
Idukki	437537	420116	96%	337013	77%	9245	3%
Kannur	947964	967013	102%	838667	88%	19715	2%
Kasaragod	556876	502652	90%	414053	74%	6084	2%
Kollam	1054752	934272	89%	801065	76%	25011	3%
Kottayam	665544	656762	99%	573865	86%	16396	3%
Kozhikode	1313678	1225542	93%	980924	75%	20754	2%
Malappuram	1777378	1834954	103%	1408936	79%	24504	2%
Palakkad	1088327	1088188	100%	926425	85%	33069	4%
Pathanamthitta	460819	444034	96%	360617	78%	15307	4%
Thiruvananthapuram	1309099	1251054	96%	1073758	82%	40224	4%
Thrissur	1274465	1099844	86%	1037656	81%	64189	7%
Wayanad	361152	354989	98%	304028	84%	5391	2%
Grand Total	13462633	1,29,64,036	96%	1,09,39,947	81%	358956	3%
*Among those who have taken first dose							

TABLE 7. Age-Appropriate Group (15-17 Years) Coverage as on 01/09/2022 midnight

15-17 years Coverage as on 02/09/2022 at 12 AM					
District	Target	1st Dose Coverage	Percentage	2nd Dose Coverage	Percentage fully vaccinated
Alappuzha	80832	80177	99%	67184	83%
Ernakulam	140530	120946	86%	94714	67%
Idukki	51339	39110	76%	31582	62%
Kannur	97722	102954	105%	77580	79%
Kasaragod	60496	53019	88%	36988	61%
Kollam	105234	100070	95%	75763	72%
Kottayam	85400	72144	84%	56789	66%
Kozhikode	143028	115811	81%	67139	47%
Malappuram	241212	195298	81%	98843	41%
Palakkad	132742	119789	90%	90499	68%
Pathanamthitta	48854	40842	84%	33276	68%
Thiruvananthapuram	145238	114618	79%	82895	57%
Thrissur	123540	126348	102%	101603	82%
Wayanad	29245	37409	128%	26948	92%
Grand Total	15,34,000	13,18,535	86%	9,41,803	61%

Table 8: Age appropriate group (12-14 years) Coverage as on 01/09/2022 midnight

12-14 years Coverage as on 02/09/2022 at 12 AM					
District	Target	1st Dose Coverage	Percentage	2nd Dose Coverage	Percentage fully vaccinated
Alappuzha	43284	51303	119%	38947	90%
Ernakulam	90244	77216	86%	50896	56%
Idukki	29672	24419	82%	16305	55%
Kannur	89079	60360	68%	38991	44%
Kasaragod	39968	33132	83%	20038	50%
Kollam	69984	58307	83%	36883	53%
Kottayam	55571	46121	83%	31623	57%
Kozhikode	103644	67033	65%	29425	28%
Malappuram	159652	120109	75%	38724	24%
Palakkad	75249	64553	86%	35922	48%
Pathanamthitta	33203	23720	71%	17547	53%
Thiruvananthapuram	93804	70750	75%	49410	53%
Thrissur	99789	76592	77%	58204	58%
Wayanad	27857	22395	80%	13803	50%
Grand Total	10,11,000	7,96,010	79%	4,76,718	47%

TABLE9.State Summary (18+) as on 01/09/2022 midnight

State Summary (18+) 02/09/2022 at 12 AM							
District	Target	First Dose	Percentage	Second Dose	Percentage*	Precaution Dose	Percentage
Alappuzha	1704179	1607531	94%	1521064	89%	256306	17%
Ernakulam	2954098	3114971	105%	2698271	91%	349645	13%
Idukki	869082	898356	103%	764478	88%	71559	10%
Kannur	1913861	2009546	105%	1811019	95%	199091	11%
Kasaragod	992363	973015	98%	832505	84%	61853	8%
Kollam	2093511	2072658	99%	1834044	88%	221872	12%
Kottayam	1562022	1561860	100%	1401874	90%	189519	14%
Kozhikode	2499523	2518650	101%	2145994	86%	193718	9%
Malappuram	2988358	3145542	105%	2569875	86%	177505	7%
Palakkad	2140261	2158365	101%	1908738	89%	237966	13%
Pathanamthitta	1036488	1093041	105%	941765	91%	175523	19%
Thiruvananthapuram	2675400	2712852	101%	2395658	90%	325080	14%
Thrissur	2545664	2446538	96%	2314755	91%	411845	18%
Wayanad	659698	691520	105%	612478	93%	54907	9%
Grand Total	2,66,34,508	2,70,04,445	101%	2,37,52,518	89%	2926389	13%

*Revised target population(> 18 years) as per MOHFW is 2.67 crores

*As per letter from Additional Secretary MOHFW- D O No 2317579/2021/Imm dated 15/09/2021

TABLE 10. Achievement for the day 01/09/2022 midnight

Daily achievement 01/09/2022				
District	First Dose	Second Dose	Precaution dose	Total Doses Administered
Alappuzha	2	7	59	68
Ernakulam	14	17	55	86
Idukki	2	8	17	27
Kannur	2	11	107	120
Kasaragod	2	10	13	25
Kollam	5	5	46	56
Kottayam	0	6	31	37
Kozhikode	6	22	54	82
Malappuram	18	46	155	219
Palakkad	2	13	103	118
Pathanamthitta	0	1	10	11
Thiruvananthapuram	3	19	74	96
Thrissur	4	13	139	156
Wayanad	0	0	9	9
Grand Total	60	178	872	1110

** Vaccine stock details couldn't be downloaded from e-VIN portal as the portal is down.

TABLE11.COVID Vaccination related sites

support@cowin.gov.in https://www.cowin.gov.in/home https://dashboard.kerala.gov.in/ https://dhs.kerala.gov.in/https://aogyakeralam.gov.in/https://sha.kerala.gov.in/

TABLE10.COVID Vaccination related Helpline numbers

National/State/District	Line1	Line2	Line3
National Helpline	1075	+91 1123978046	0120 4473222
Disha	1056	04712552056	
StateCallCenter	04712309251	04712309252	04712309255
Thiruvananthapuram	9188610100	1077	
Kollam	04742797609	8589015556	
Pathanamthitta	04682222515	04682228220	
Alappuzha	04772239999		
Kottayam	04812565200	04812304800	04812581900
Idukki	18004255640	04862232220	04862233118
Ernakulam	9072303861		
Thrissur	9400066921	9400066922	9400066923
Palakkad	04912505264	04912505189	8943341439
Malappuram	04832733253	04832737858	04832733252
Kozhikode	7594001442		
Wayanad	04936202343	04936202375	9072510900
Kannur	04972700194		
Kasargod	9061076590	9061079244	9061078026