



[www.health.kerala.gov.in](http://www.health.kerala.gov.in)

**COVID-19 OUTBREAK CONTROL AND PREVENTION STATE CELL  
HEALTH&FAMILY WELFARE DEPARTMENT  
Govt of Kerala**

[controlroomdhskerala@gmail.com](mailto:controlroomdhskerala@gmail.com)

[www.dhs.kerala.gov.in](http://www.dhs.kerala.gov.in)

**Kerala HEALTH-COVID-19 DAILY VACCINATION BULLETIN**

**Date: 02/09/2022**

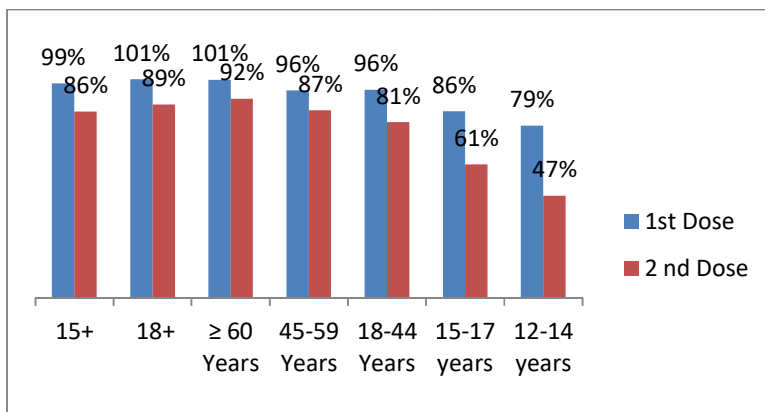
**OUR HEALTH OUR RESPONSIBILITY  
VACCINE ADVISORY**

- *People who are vaccinated with Covid Vaccine are reported to have reduced Covid related ICU admissions, serious disease and death.*
- *Early vaccination is useful to safeguard our life from this deadly disease.*
- *Vaccination sessions are planned as per the availability of vaccine. All are requested to cooperate.*
- *After receiving the first dose, second dose of Covishield vaccine is to be taken between 12–16weeks and second dose of Covaxin between 4-6 weeks.*
- *Covid vaccination is currently available to all above 12years. Children in 12-14 age group will get Corbevax and Children in 15-18 age group will get Covaxin.*
- *All person above 18 years will get precaution dose after 9 months or 39 weeks from the second dose. Health Staffs, Frontline workers and people above 60 years will get precaution dose free of cost from government CVC and others will get precaution dose from private CVC at the rate fixed by the Government . The Same vaccine administered as first and second dose is to be taken as precaution dose. People above 60 years with co-morbidities should take medical advice before receiving precaution dose.*
- *Vaccination is available free of cost in all Government covid vaccination centers, and at a nominal rate (as per the Gol order F.No.2079203/2021/Immunization) in selected private Hospitals.*
- **ENSURE ALL YOUR ELIGIBLE FAMILY MEMBERS ARE PROTECTED BY RECEIVING ANY OF THE AVAILABLE COVID VACCINE.**
- **“COVAXIN, COVISHIELD AND CORBEVAX ARE EQUALLY EFFECTIVE AND SAFE”**
- **“BE FULLY PROTECTED – GET THE SECOND DOSE AND PRECAUTION DOSE AT YOUR SCHEDULED TIME”**

### ANALYSIS

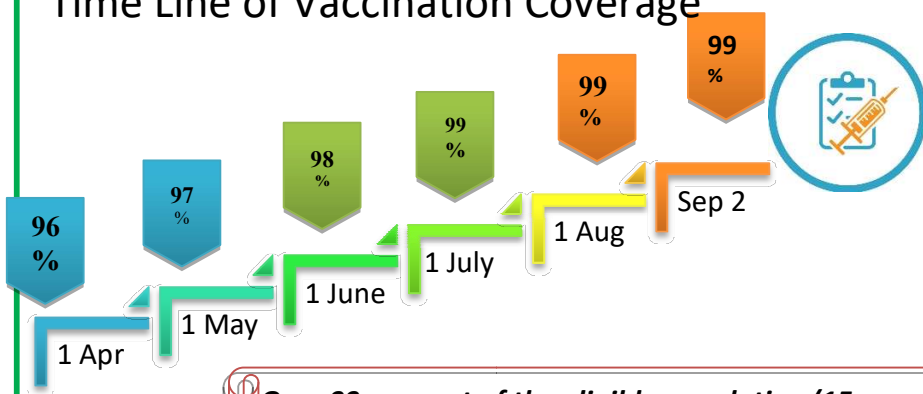
COVID-19 mass vaccinations are showing signs of preventing illness and steep decline in cases and hospital admissions in countries which done vaccination. Kerala started its vaccination for health care workers from January 16, 2021. The COVID-19 Vaccines Operational Guidelines issued by the Ministry of Health and Family Welfare, Govt. of India, 28th December 2020 and all subsequent Guidelines issued by Ministry of Health and Family Welfare, Govt of India are followed at the sites and all vaccination lanes

### Summary of COVID Vaccine Administered as on 02/09/2022 midnight



- 99%** of eligible population vaccinated with a single dose till September 02
- 86%** of eligible population vaccinated with double dose till September 02
- State has vaccinated about **86%** of children aged 15 - 17 years with a single dose

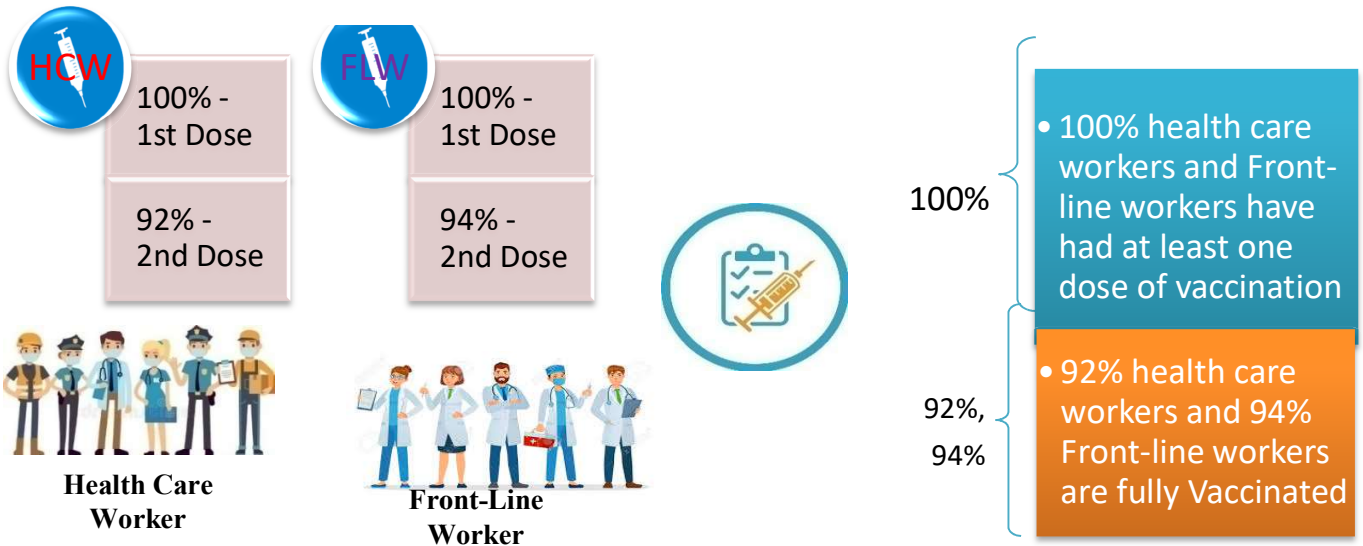
### Time Line of Vaccination Coverage



Kerala began administration of COVID 19 Vaccines on 16<sup>th</sup> January, 2021. As of 02<sup>nd</sup> September 2022, Kerala has administered over 55 million doses overall, including first and second doses of vaccines.

**Over 99 per cent of the eligible population (15 + years) in Kerala has been administered the first dose of the Covid-19 vaccine. The state has achieved the target within 510 days since the beginning of the vaccination drive on January 16, 2021**

## Health Care Workers & Front-line Workers Vaccinated



### Are You Vaccinated? You Still Need to Practice: SMS

- Even after vaccination, follow COVID appropriate behavior
- Practice Social Distancing and greet without physical contact
- Always wear clean face mask
- Wash your hands thoroughly and frequently or use hand sanitizer
- Follow the current COVID 19 guidelines to prevent further spread
- Stay Safe. Stay Strong. Get Vaccinated



Even After Getting Vaccinated Keep Taking Precautions to Protect Your Self



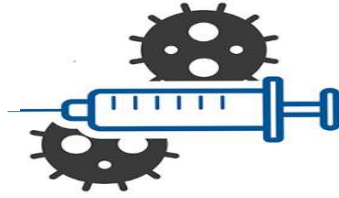
# The Race Towards Full Vaccination - Weekly Trend

30<sup>th</sup> July – 5<sup>th</sup> Aug, 2022

Kerala Administered over

## 1.87 Lakh

COVID Vaccine Doses during 30<sup>th</sup> July to 5<sup>th</sup> Aug, 2022



From 30<sup>th</sup> July to 5<sup>th</sup> Aug, 2022 on average

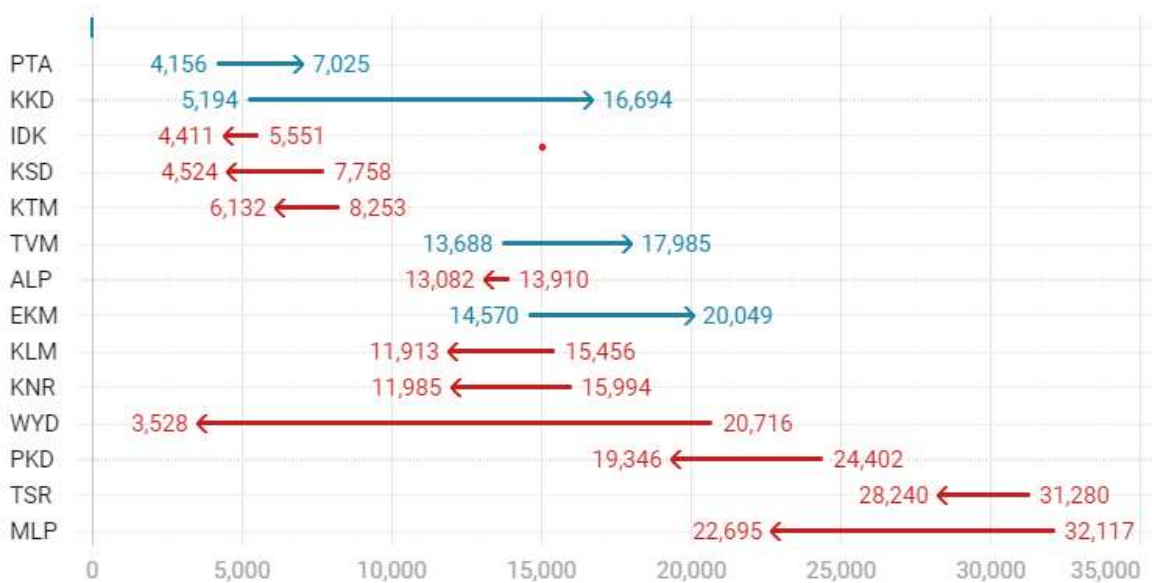
## 0.27 lakh

doses were administered daily.

Average Doses Administered Per day per week (in 1000)



Trend in average per day vaccination (in 1000) for the last two weeks

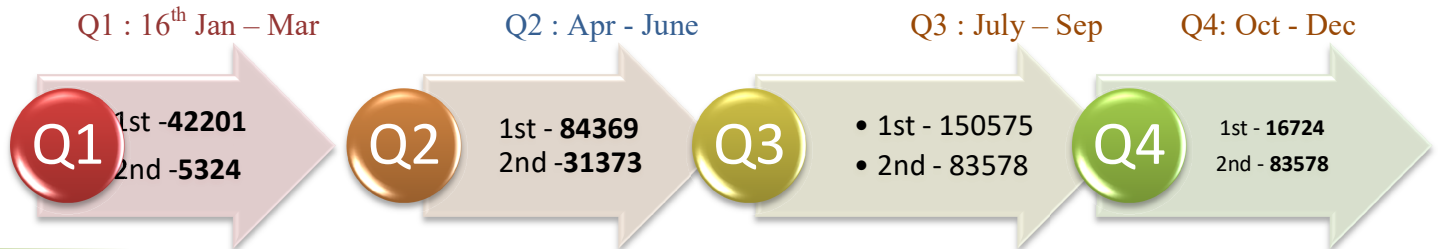


# Race Against Time – Vaccination Quarterly Status

(Q1:16<sup>th</sup> Jan-Mar, Q2: Apr-June, Q3: July-Sep, Q4: Oct - Dec)

## Daily Average Doses Administered per Quarter

In the first Quarter, only 42201 first doses and 5324 second doses were administered daily on average. During the second, third and fourth quarters, the daily vaccination of the first and second doses increased significantly.



## Vaccination Achievement per Quarter

In the third quarter of the immunization drive, 52% of the eligible population (18 + age) in Kerala were given the first dose and 29% the second dose.

## Dose Progression

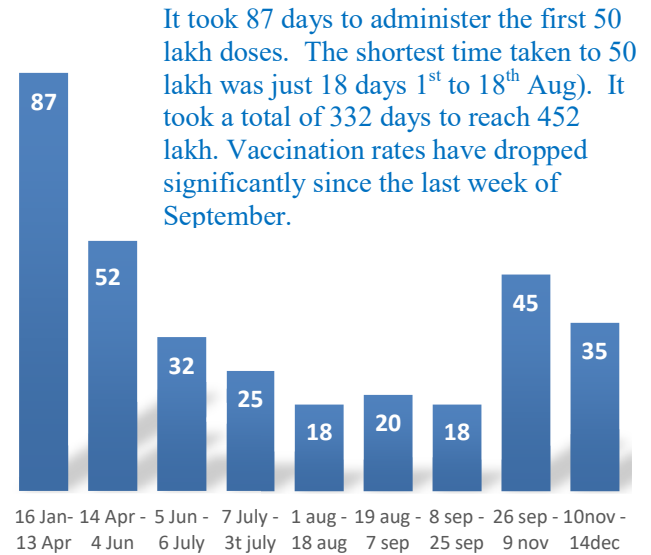
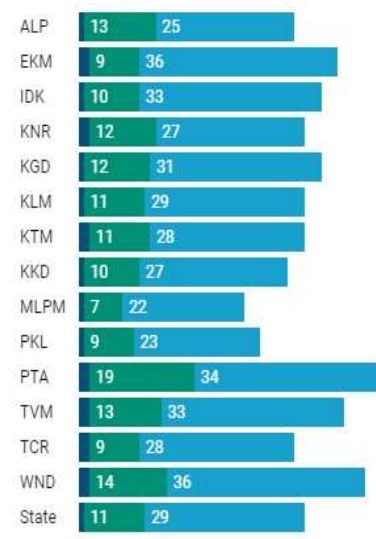
The chart shows the days taken for total COVID-19 Vaccination doses (both first and second) in Kerala to cross every 50 lakh dose mark

■ Q1 ■ Q2 ■ Q3

### First Dose



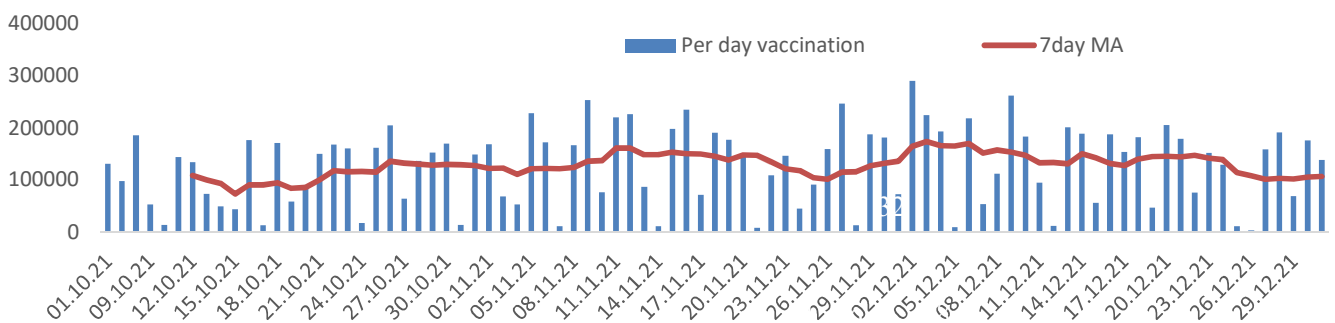
### Second Dose



It took 87 days to administer the first 50 lakh doses. The shortest time taken to 50 lakh was just 18 days 1<sup>st</sup> to 18<sup>th</sup> Aug). It took a total of 332 days to reach 452 lakh. Vaccination rates have dropped significantly since the last week of September.

## Vaccine Administered per Day and 7 days Moving Average in Last Quarter (Oct -Dec)

The seven-day moving average of daily doses in the last quarter showed a peak on December 2<sup>nd</sup> and continued to fluctuate thereafter



## Important Message to the Public

- a. *Infection or infection rate is only a part and disease manifestation of disease is to be monitored*
- b. *Fatality among vaccinated people is very less. Disease severity among vaccinated people is less.*
- c. *People with comorbidity should be careful. Once detected covid positive they should get admitted and do not stay at home.*
- d. *Death in covid positive cases are among unvaccinated people, especially having comorbidities like Diabetes and Hypertension*
- e. *Late arrival to hospitals is one of the reason for Death among people with comorbidities*
- f. *Vaccinated people, only if symptomatic are advised to consult Doctor.*
- g. *Non Vaccinated people, if symptomatic, may do RTPCR test*
- h. *Antigen testing is only for emergency purpose*
- i. *Non vaccinated people with co-morbidities to do testing by RTPCR and consult doctor*
- j. *Repeat RTPCR is not needed among the people who are detected COVID positive in the previous 2 months*
- k. *All young person detected positive and at home isolation should do glucose test*

TABLE1.Total Vaccination done in the State as on 02/09/2022 midnight

State Summary (15+ years)-Total doses administered till 03/09/2022 at 12 AM								
District	Target	First Dose	Percent age	Second Dose	Percentage*	Precaution Dose	Percentage	Total doses administered
Alappuzha	1829568	1739024	95%	1627251	89%	256916	17%	36,23,191
Ernakulam	3217878	3313175	104%	2844069	89%	350725	13%	65,07,969
Idukki	950762	961886	101%	812383	86%	71633	10%	18,45,902
Kannur	2100307	2172884	103%	1927715	92%	199631	11%	43,00,230
Kasaragod	1092141	1059176	97%	889544	81%	61880	8%	20,10,600
Kollam	2268371	2231051	98%	1946772	86%	222347	12%	44,00,170
Kottayam	1704500	1680143	99%	1490327	88%	189875	14%	33,60,345
Kozhikode	2746273	2701531	98%	2242648	82%	193940	9%	51,38,119
Malappuram	3386535	3461004	102%	2707684	80%	178288	7%	63,46,976
Palakkad	2349082	2342731	100%	2035345	87%	238326	13%	46,16,402
Pathanamthitta	1118564	1157612	103%	992621	89%	175896	19%	23,26,129
Thiruvananthapuram	2914006	2898240	99%	2528068	87%	325494	14%	57,51,802
Thrissur	2767777	2649493	96%	2474624	89%	412371	18%	55,36,488
Wayanad	716933	751328	105%	653244	91%	54940	9%	14,59,512
<b>Grand Total</b>	<b>29,162,697</b>	<b>2,91,19,278</b>	<b>100%</b>	<b>2,51,72,295</b>	<b>86%</b>	<b>29,32,262</b>	<b>13%</b>	<b>5,72,23,835</b>

TABLE2.Covid-19 Vaccination Center Functional in the State as on 02/09/2022 midnight(03/09/2022 12AM)

DISTRICTS	12+	15+	18+	Total
Alappuzha	0	84	8	92
Ernakulam	0	20	40	60
Idukki	1	1	6	8
Kannur	5	3	17	25
Kasaragod	4	4	5	13
Kollam	4	8	13	25
Kottayam	0	19	27	46
Kozhikode	3	21	17	41
Malappuram	1	5	10	16
Palakkad	1	9	5	15
Pathanamthitta	0	1	4	5
Thiruvananthapuram	1	1	7	9
Thrissur	0	28	32	60
Wayanad	2	2	3	7
<b>GrandTotal</b>	<b>22</b>	<b>206</b>	<b>194</b>	<b>422</b>

TABLE3. Health Care Workers Coverage as on 02/09/2022 midnight

<i>DISTRICT</i>	<i>1st DOSE</i>	<i>2nd Dose</i>	<i>% fully vaccinated</i>	<i>Precaution dose</i>	<i>Precaution dose (%) *</i>
<b>Alappuzha</b>	29023	27261	94%	15257	56%
<b>Ernakulam</b>	85572	75897	89%	34784	46%
<b>Idukki</b>	13556	13027	96%	6741	52%
<b>Kannur</b>	40390	37577	93%	19986	53%
<b>Kasaragod</b>	11611	10827	93%	5238	49%
<b>Kollam</b>	36043	33851	94%	16979	50%
<b>Kottayam</b>	38709	36350	94%	18711	52%
<b>Kozhikode</b>	52736	47988	91%	20186	42%
<b>Malappuram</b>	44835	42040	94%	20222	48%
<b>Palakkad</b>	34677	32046	92%	17149	54%
<b>Pathanamthitta</b>	29338	25118	86%	13271	53%
<b>Thiruvananthapuram</b>	73435	66460	91%	30244	46%
<b>Thrissur</b>	51910	49231	95%	29436	60%
<b>Wayanad</b>	13985	13306	95%	7298	55%
<b>Grand Total</b>	<b>555820</b>	<b>510979</b>	<b>92%</b>	<b>255502</b>	<b>50%</b>

1st Dose coverage for HCW is 100%

\*Proportion of beneficiaries who are eligible ( completed 9 months after 2nd dose )

TABLE4. Frontline workers Coverage as on 02/09/2022 midnight

<i>DISTRICT</i>	<i>1st dose</i>	<i>2nd Dose</i>	<i>% fully vaccinated</i>	<i>Precaution dose</i>	<i>Precaution dose(%) *</i>
<b>Alappuzha</b>	39133	36779	94%	15072	41%
<b>Ernakulam</b>	54937	50392	92%	20389	41%
<b>Idukki</b>	22998	21370	93%	6526	31%
<b>Kannur</b>	41387	39991	97%	14472	36%
<b>Kasaragod</b>	24615	22506	91%	6912	31%
<b>Kollam</b>	42237	38886	92%	12201	31%
<b>Kottayam</b>	32142	30623	95%	12331	40%
<b>Kozhikode</b>	55275	52593	95%	11148	21%
<b>Malappuram</b>	53922	51323	95%	15937	31%
<b>Palakkad</b>	48097	45587	95%	19126	42%
<b>Pathanamthitta</b>	25252	22561	89%	8159	36%
<b>Thiruvananthapuram</b>	73014	67696	93%	26833	40%
<b>Thrissur</b>	41911	40764	97%	21121	52%
<b>Wayanad</b>	17022	16104	95%	4698	29%
<b>Grand Total</b>	<b>571942</b>	<b>537175</b>	<b>94%</b>	<b>194925</b>	<b>36%</b>

1st Dose coverage for FLW is 100%

\*Proportion of beneficiaries who are eligible ( completed 9 months after 2nd dose )



TABLE5.Age-Appropriate Group (45-59 Years) Coverage as on 02/09/2022 midnight

Table 5: Age appropriate group (45-59 years) coverage							
45-59 years Coverage as on		03/09/2022		at 12 AM			
District	Target	1st Dose Coverage	Percentage	2nd Dose Coverage	Percentage fully vaccinated	Precaution dose	%
Alappuzha	535436	439213	82%	417180	78%	36067	9%
Ernakulam	809349	784093	97%	704832	87%	41372	6%
Idukki	237564	247050	104%	219595	92%	9278	4%
Kannur	527295	516125	98%	481463	91%	23428	5%
Kasaragod	253027	252386	100%	224540	89%	6084	3%
Kollam	541201	560386	104%	504077	93%	28510	6%
Kottayam	478470	414349	87%	375900	79%	17832	5%
Kozhikode	658949	655652	99%	583506	89%	24321	4%
Malappuram	733338	723516	99%	631864	86%	26107	4%
Palakkad	614226	547461	89%	501742	82%	37342	8%
Pathanamthitta	264372	281983	107%	252255	95%	18302	7%
Thiruvananthapuram	735836	682057	93%	615199	84%	38128	6%
Thrissur	689418	664404	96%	627608	91%	72446	12%
Wayanad	170537	177182	104%	164433	96%	6151	4%
<b>Grand Total</b>	<b>7249018</b>	<b>69,45,857</b>	<b>96%</b>	<b>63,04,194</b>	<b>87%</b>	<b>385368</b>	<b>6%</b>

TABLE6.Age-Appropriate Group (≥60 Years) Coverage as on 02/09/2022midnight

Table 6: Age appropriate group (≥ 60 years) coverage							
≥ 60 years Coverage as on		03/09/2022		at 12 AM			
District	Target	1st Dose Coverage	Percentage	2nd Dose Coverage	Percentage fully vaccinated	Precaution dose	%
Alappuzha	424565	429248	101%	401739	95%	159671	40%
Ernakulam	673885	676709	100%	622441	92%	205547	33%
Idukki	193981	194636	100%	173479	89%	39823	23%
Kannur	438602	444637	101%	413363	94%	121861	30%
Kasaragod	182460	181759	100%	160591	88%	37562	24%
Kollam	497558	499728	100%	456190	92%	139536	31%
Kottayam	418008	419907	100%	385158	92%	124543	33%
Kozhikode	526896	529466	100%	481027	91%	117461	25%
Malappuram	477642	488349	102%	435850	91%	91257	21%
Palakkad	437708	439946	101%	402989	92%	131523	33%
Pathanamthitta	311297	312442	100%	281238	90%	120818	43%
Thiruvananthapuram	630465	633303	100%	572618	91%	190034	33%
Thrissur	581781	588480	101%	559531	96%	225078	41%
Wayanad	128009	128342	100%	114608	90%	31388	28%
<b>Grand Total</b>	<b>5922857</b>	<b>59,66,952</b>	<b>101%</b>	<b>54,60,822</b>	<b>92%</b>	<b>17,36,102</b>	<b>32%</b>

TABLE 6. Age-Appropriate Group (18-44 Years) Coverage as on 02/09/2022 midnight

18-44 years Coverage as on 03/09/2022 at 12 AM							
District	Target	First Dose					
		1st Dose Coverage	Percentage	2nd Dose Coverage	Percentage fully vaccinated	Precaution dose	%
Alappuzha	744178	670927	90%	638160	86%	30849	5%
Ernakulam	1470864	1513701	103%	1244889	85%	48633	4%
Idukki	437537	420117	96%	337024	77%	9265	3%
Kannur	947964	967030	102%	838719	88%	19884	2%
Kasaragod	556876	502654	90%	414054	74%	6084	2%
Kollam	1054752	934275	89%	801096	76%	25121	3%
Kottayam	665544	656771	99%	573884	86%	16458	3%
Kozhikode	1313678	1225556	93%	980961	75%	20824	2%
Malappuram	1777378	1834975	103%	1409031	79%	24765	2%
Palakkad	1088327	1088189	100%	926440	85%	33186	4%
Pathanamthitta	460819	444035	96%	360625	78%	15346	4%
Thiruvananthapuram	1309099	1251056	96%	1073775	82%	40255	4%
Thrissur	1274465	1099848	86%	1037680	81%	64290	7%
Wayanad	361152	354993	98%	304041	84%	5405	2%
<b>Grand Total</b>	<b>13462633</b>	<b>1,29,64,127</b>	<b>96%</b>	<b>1,09,40,379</b>	<b>81%</b>	<b>360365</b>	<b>3%</b>
*Among those who have taken first dose							

TABLE 7. Age-Appropriate Group (15-17 Years) Coverage as on 02/09/2022 midnight

15-17 years Coverage as on 03/09/2022 at 12 AM					
District	Target	1st Dose Coverage	Percentage	2nd Dose Coverage	Percentage fully vaccinated
Alappuzha	80832	80177	99%	67185	83%
Ernakulam	140530	120947	86%	94721	67%
Idukki	51339	39110	76%	31583	62%
Kannur	97722	102954	105%	77585	79%
Kasaragod	60496	53019	88%	36988	61%
Kollam	105234	100070	95%	75766	72%
Kottayam	85400	72144	84%	56789	66%
Kozhikode	143028	115813	81%	67148	47%
Malappuram	241212	195298	81%	98852	41%
Palakkad	132742	119793	90%	90521	68%
Pathanamthitta	48854	40842	84%	33277	68%
Thiruvananthapuram	145238	114619	79%	82895	57%
Thrissur	123540	126348	102%	101606	82%
Wayanad	29245	37409	128%	26949	92%
<b>Grand Total</b>	<b>15,34,000</b>	<b>13,18,543</b>	<b>86%</b>	<b>9,41,865</b>	<b>61%</b>

Table 8: Age appropriate group (12-14 years) Coverage as on 02/09/2022 midnight

12-14 years Coverage as on 03/09/2022 at 12 AM					
District	Target	1st Dose Coverage	Percentage	2nd Dose Coverage	Percentage fully vaccinated
Alappuzha	43284	51303	119%	38947	90%
Ernakulam	90244	77216	86%	50897	56%
Idukki	29672	24419	82%	16305	55%
Kannur	89079	60361	68%	39017	44%
Kasaragod	39968	33132	83%	20038	50%
Kollam	69984	58312	83%	36906	53%
Kottayam	55571	46121	83%	31623	57%
Kozhikode	103644	67033	65%	29425	28%
Malappuram	159652	120109	75%	38724	24%
Palakkad	75249	64568	86%	36020	48%
Pathanamthitta	33203	23720	71%	17547	53%
Thiruvananthapuram	93804	70756	75%	49425	53%
Thrissur	99789	76592	77%	58204	58%
Wayanad	27857	22395	80%	13803	50%
<b>Grand Total</b>	<b>10,11,000</b>	<b>7,96,037</b>	<b>79%</b>	<b>4,76,881</b>	<b>47%</b>

TABLE9.State Summary (18+) as on 02/09/2022 midnight

State Summary (18+) 03/09/2022 at 12 AM							
District	Target	First Dose	Percentage	Second Dose	Percentage*	Precaution Dose	Percentage
Alappuzha	1704179	1607544	94%	1521119	89%	256916	17%
Ernakulam	2954098	3115012	105%	2698451	91%	350725	13%
Idukki	869082	898357	103%	764495	88%	71633	10%
Kannur	1913861	2009569	105%	1811113	95%	199631	11%
Kasaragod	992363	973025	98%	832518	84%	61880	8%
Kollam	2093511	2072669	99%	1834100	88%	222347	12%
Kottayam	1562022	1561878	100%	1401915	90%	189875	14%
Kozhikode	2499523	2518685	101%	2146075	86%	193940	9%
Malappuram	2988358	3145597	105%	2570108	86%	178288	7%
Palakkad	2140261	2158370	101%	1908804	89%	238326	13%
Pathanamthitta	1036488	1093050	105%	941797	91%	175896	19%
Thiruvananthapuram	2675400	2712865	101%	2395748	90%	325494	14%
Thrissur	2545664	2446553	96%	2314814	91%	412371	18%
Wayanad	659698	691524	105%	612492	93%	54940	9%
<b>Grand Total</b>	<b>2,66,34,508</b>	<b>2,70,04,698</b>	<b>101%</b>	<b>2,37,53,549</b>	<b>89%</b>	<b>2932262</b>	<b>13%</b>

\*Revised target population(> 18 years) as per MOHFW is 2.67 crores

\*As per letter from Additional Secretary MOHFW- D O No 2317579/2021/Imm dated 15/09/2021

TABLE 10. Achievement for the day 02/09/2022 midnight

Daily achievement 02/09/2022				
District	First Dose	Second Dose	Precaution dose	Total Doses Administered
Alappuzha	4	26	263	293
Ernakulam	15	111	652	778
Idukki	1	12	34	47
Kannur	19	102	406	527
Kasaragod	2	1	1	4
Kollam	9	63	287	359
Kottayam	10	22	154	186
Kozhikode	23	54	134	211
Malappuram	25	128	451	604
Palakkad	20	137	205	362
Pathanamthitta	2	9	70	81
Thiruvananthapuram	9	36	68	113
Thrissur	6	27	177	210
Wayanad	4	15	33	52
<b>Grand Total</b>	<b>149</b>	<b>743</b>	<b>2935</b>	<b>3827</b>

\*\* Vaccine stock details couldn't be downloaded from e-VIN portal as the portal is down.

TABLE11.COVID Vaccination related sites

<a href="mailto:support@cowin.gov.in">support@cowin.gov.in</a> <a href="https://www.cowin.gov.in/home">https://www.cowin.gov.in/home</a> <a href="https://dashboard.kerala.gov.in/">https://dashboard.kerala.gov.in/</a> <a href="https://dhs.kerala.gov.in/https://aogyakeralam.gov.in/https://sha.kerala.gov.in/">https://dhs.kerala.gov.in/https://aogyakeralam.gov.in/https://sha.kerala.gov.in/</a>
---

TABLE10.COVID Vaccination related Helpline numbers

National/State/District	Line1	Line2	Line3
National Helpline	1075	+91 1123978046	0120 4473222
Disha	1056	04712552056	
StateCallCenter	04712309251	04712309252	04712309255
Thiruvananthapuram	9188610100	1077	
Kollam	04742797609	8589015556	
Pathanamthitta	04682222515	04682228220	
Alappuzha	04772239999		
Kottayam	04812565200	04812304800	04812581900
Idukki	18004255640	04862232220	04862233118
Ernakulam	9072303861		
Thrissur	9400066921	9400066922	9400066923
Palakkad	04912505264	04912505189	8943341439
Malappuram	04832733253	04832737858	04832733252
Kozhikode	7594001442		
Wayanad	04936202343	04936202375	9072510900
Kannur	04972700194		
Kasargod	9061076590	9061079244	9061078026