



കേരള സർക്കാർ

[www.health.kerala.gov.in](http://www.health.kerala.gov.in)

**COVID-19 OUTBREAK CONTROL AND PREVENTION STATE CELL  
HEALTH&FAMILY WELFARE DEPARTMENT  
Govt of Kerala**

[controlroomdhskerala@gmail.com](mailto:controlroomdhskerala@gmail.com)

[www.dhs.kerala.gov.in](http://www.dhs.kerala.gov.in)

**Kerala HEALTH-COVID-19 DAILY VACCINATION BULLETIN**

**Date: 03/09/2022**

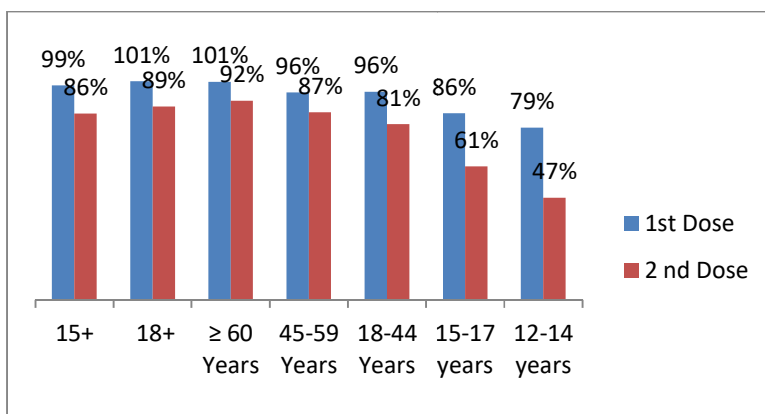
**OUR HEALTH OUR RESPONSIBILITY  
VACCINE ADVISORY**

- *People who are vaccinated with Covid Vaccine are reported to have reduced Covid related ICU admissions, serious disease and death.*
- *Early vaccination is useful to safeguard our life from this deadly disease.*
- *Vaccination sessions are planned as per the availability of vaccine. All are requested to cooperate.*
- *After receiving the first dose, second dose of Covishield vaccine is to be taken between 12–16weeks and second dose of Covaxin between 4-6 weeks.*
- *Covid vaccination is currently available to all above 12years. Children in 12-14 age group will get Corbevax and Children in 15-18 age group will get Covaxin.*
- *All person above 18 years will get precaution dose after 9 months or 39 weeks from the second dose. Health Staffs, Frontline workers and people above 60 years will get precaution dose free of cost from government CVC and others will get precaution dose from private CVC at the rate fixed by the Government . The Same vaccine administered as first and second dose is to be taken as precaution dose. People above 60 years with co-morbidities should take medical advice before receiving precaution dose.*
- *Vaccination is available free of cost in all Government covid vaccination centers, and at a nominal rate (as per the Gol order F.No.2079203/2021/Immunization) in selected private Hospitals.*
- **ENSURE ALL YOUR ELIGIBLE FAMILY MEMBERS ARE PROTECTED BY RECEIVING ANY OF THE AVAILABLE COVID VACCINE.**
- **“COVAXIN, COVISHIELD AND CORBEVAX ARE EQUALLY EFFECTIVE AND SAFE”**
- **“BE FULLY PROTECTED – GET THE SECOND DOSE AND PRECAUTION DOSE AT YOUR SCHEDULED TIME”**

### ANALYSIS

COVID-19 mass vaccinations are showing signs of preventing illness and steep decline in cases and hospital admissions in countries which done vaccination. Kerala started its vaccination for health care workers from January 16, 2021. The COVID-19 Vaccines Operational Guidelines issued by the Ministry of Health and Family Welfare, Govt. of India, 28th December 2020 and all subsequent Guidelines issued by Ministry of Health and Family Welfare, Govt of India are followed at the sites and all vaccination lanes

### Summary of COVID Vaccine Administered as on 03/09/2022 midnight

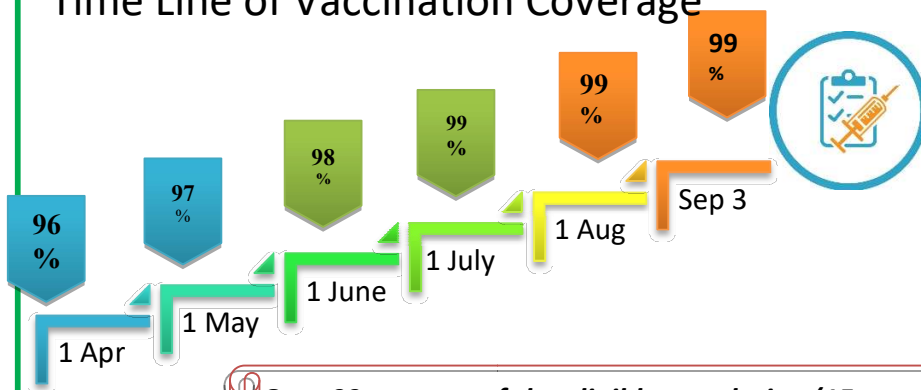


**99%** of eligible population vaccinated with a single dose till September 03

**86%** of eligible population vaccinated with double dose till September 03

State has vaccinated about **86%** of children aged 15 - 17 years with a single dose

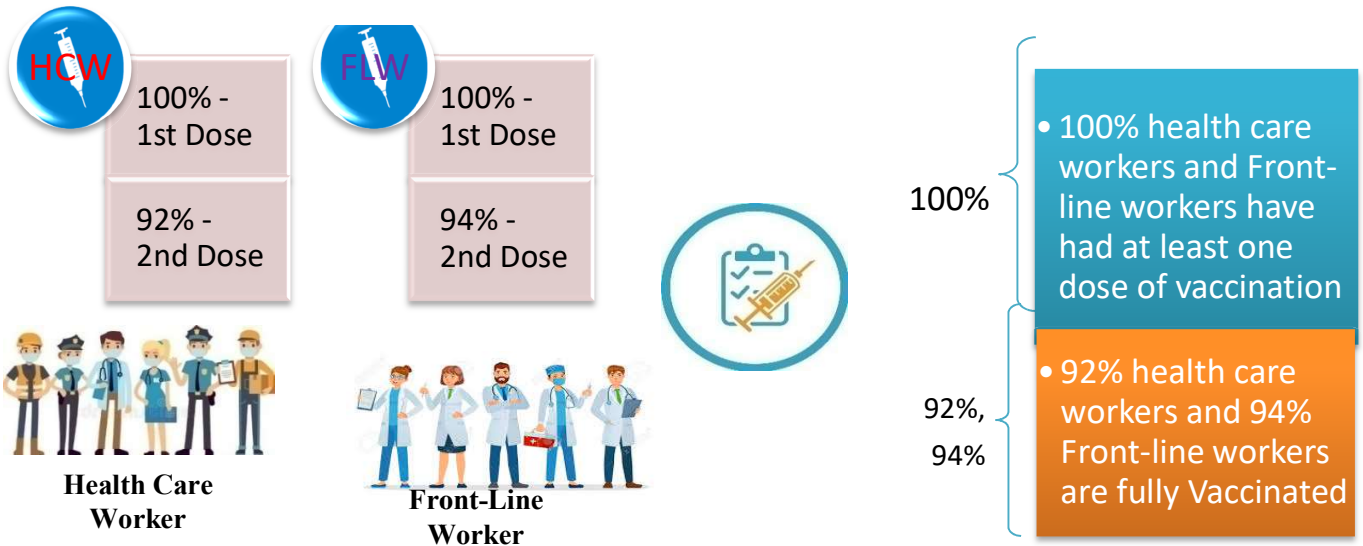
### Time Line of Vaccination Coverage



Kerala began administration of COVID 19 Vaccines on 16<sup>th</sup> January, 2021. As of 03<sup>rd</sup> September 2022, Kerala has administered over 55 million doses overall, including first and second doses of vaccines.

**Over 99 per cent of the eligible population (15 + years) in Kerala has been administered the first dose of the Covid-19 vaccine. The state has achieved the target within 510 days since the beginning of the vaccination drive on January 16, 2021**

## Health Care Workers & Front-line Workers Vaccinated



### Are You Vaccinated? You Still Need to Practice: SMS

- Even after vaccination, follow COVID appropriate behavior
- Practice Social Distancing and greet without physical contact
- Always wear clean face mask
- Wash your hands thoroughly and frequently or use hand sanitizer
- Follow the current COVID 19 guidelines to prevent further spread
- Stay Safe. Stay Strong. Get Vaccinated



Even After Getting Vaccinated Keep Taking Precautions to Protect Your Self



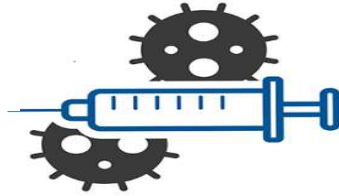
# The Race Towards Full Vaccination - Weekly Trend

30<sup>th</sup> July – 5<sup>th</sup> Aug, 2022

Kerala Administered over

## 1.87 Lakh

COVID Vaccine Doses during 30<sup>th</sup> July to 5<sup>th</sup> Aug, 2022



From 30<sup>th</sup> July to 5<sup>th</sup> Aug, 2022 on average

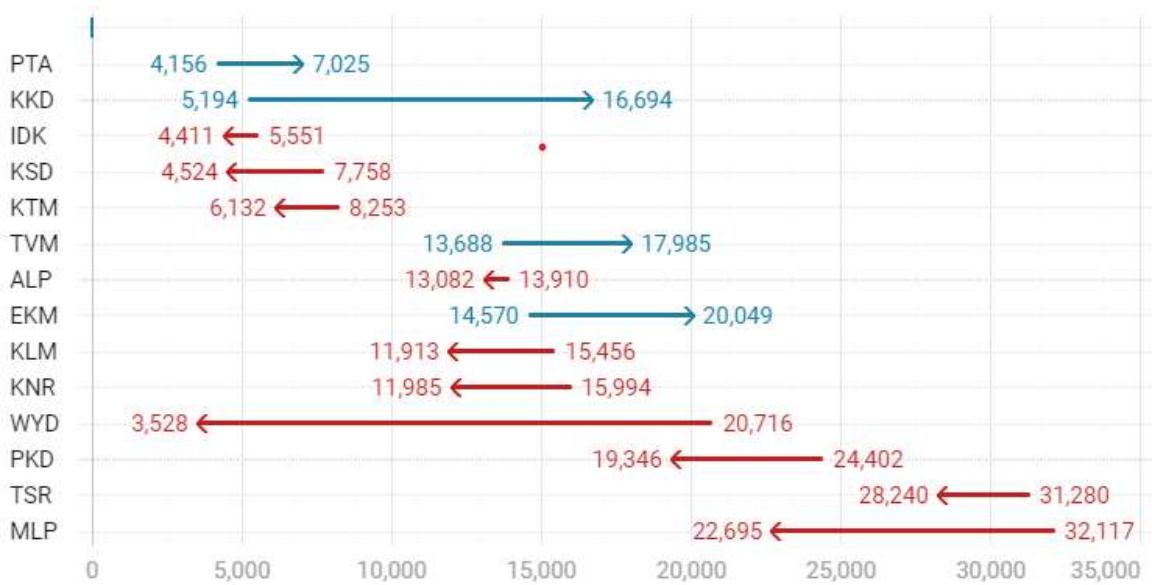
## 0.27 lakh

doses were administered daily.

Average Doses Administered Per day per week (in 1000)



Trend in average per day vaccination (in 1000) for the last two weeks



# Race Against Time – Vaccination Quarterly Status

(Q1:16<sup>th</sup> Jan-Mar, Q2: Apr-June, Q3: July-Sep, Q4: Oct - Dec)

## Daily Average Doses Administered per Quarter

In the first Quarter, only 42201 first doses and 5324 second doses were administered daily on average. During the second, third and fourth quarters, the daily vaccination of the first and second doses increased significantly.



## Vaccination Achievement per Quarter

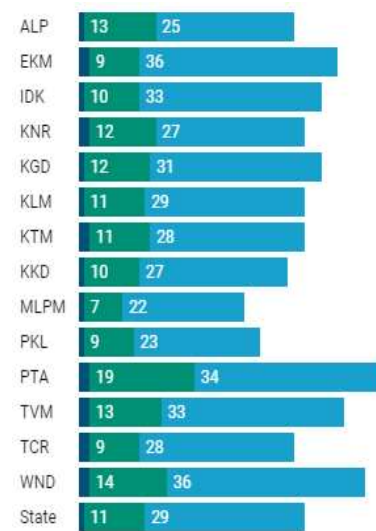
In the third quarter of the immunization drive, 52% of the eligible population (18 + age) in Kerala were given the first dose and 29% the second dose.

■ Q1 ■ Q2 ■ Q3

### First Dose

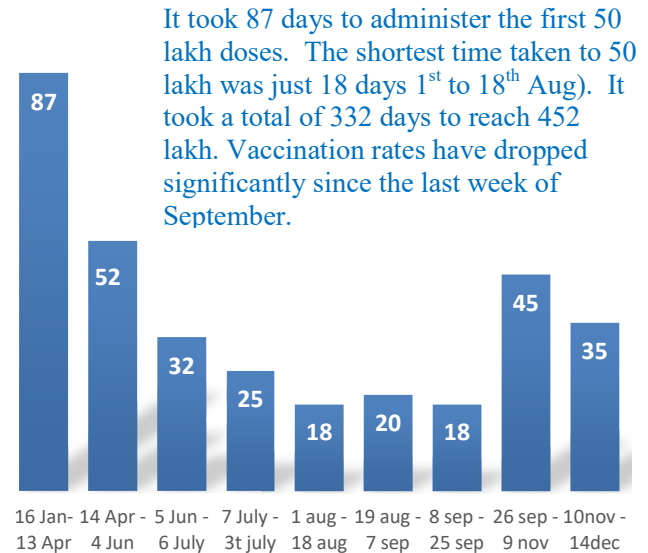


### Second Dose



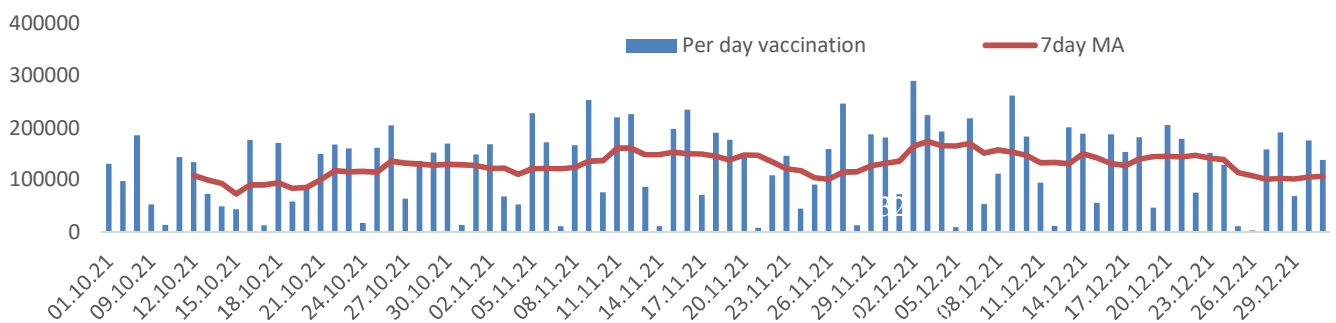
## Dose Progression

The chart shows the days taken for total COVID-19 Vaccination doses (both first and second) in Kerala to cross every 50 lakh dose mark



## Vaccine Administered per Day and 7 days Moving Average in Last Quarter (Oct -Dec)

The seven-day moving average of daily doses in the last quarter showed a peak on December 2<sup>nd</sup> and continued to fluctuate thereafter



## Important Message to the Public

- a. *Infection or infection rate is only a part and disease manifestation of disease is to be monitored*
- b. *Fatality among vaccinated people is very less. Disease severity among vaccinated people is less.*
- c. *People with comorbidity should be careful. Once detected covid positive they should get admitted and do not stay at home.*
- d. *Death in covid positive cases are among unvaccinated people, especially having comorbidities like Diabetes and Hypertension*
- e. *Late arrival to hospitals is one of the reason for Death among people with comorbidities*
- f. *Vaccinated people, only if symptomatic are advised to consult Doctor.*
- g. *Non Vaccinated people, if symptomatic, may do RTPCR test*
- h. *Antigen testing is only for emergency purpose*
- i. *Non vaccinated people with co-morbidities to do testing by RTPCR and consult doctor*
- j. *Repeat RTPCR is not needed among the people who are detected COVID positive in the previous 2 months*
- k. *All young person detected positive and at home isolation should do glucose test*

TABLE1.Total Vaccination done in the State as on 03/09/2022 midnight

State Summary (15+ years)-Total doses administered till 04/09/2022 at 12 AM								
District	Target	First Dose	Percent age	Second Dose	Percentage*	Precaution Dose	Percentage	Total doses administered
Alappuzha	1829568	1059176	58%	889544	49%	61880	4%	20,10,600
Ernakulam	3217878	2172884	68%	1927715	61%	199631	8%	43,00,230
Idukki	950762	2649493	279%	2474624	260%	412371	55%	55,36,488
Kannur	2100307	1680143	80%	1490327	71%	189875	11%	33,60,345
Kasaragod	1092141	2898240	265%	2528068	231%	325494	40%	57,51,802
Kollam	2268371	751328	33%	653244	29%	54940	3%	14,59,512
Kottayam	1704500	1739024	102%	1627251	96%	256916	19%	36,23,191
Kozhikode	2746273	1157612	42%	992621	36%	175896	8%	23,26,129
Malappuram	3386535	2342731	69%	2035345	60%	238326	10%	46,16,402
Palakkad	2349082	2701531	115%	2242648	96%	193940	11%	51,38,119
Pathanamthitta	1118564	2231051	199%	1946772	174%	222347	24%	44,00,170
Thiruvananthapuram	2914006	3313175	114%	2844069	98%	350725	15%	65,07,969
Thrissur	2767777	961886	35%	812383	29%	71633	3%	18,45,902
Wayanad	716933	3461004	483%	2707684	378%	178288	30%	63,46,976
<b>Grand Total</b>	<b>29,162,697</b>	<b>2,91,19,278</b>	<b>99%</b>	<b>2,51,72,536</b>	<b>86%</b>	<b>29,34,238</b>	<b>13%</b>	<b>5,72,26,052</b>

TABLE2.Covid-19 Vaccination Center Functional in the State as on 03/09/2022 midnight(04/09/2022 12AM)

DISTRICTS	12+	15+	18+	Total
Alappuzha	84	0	86	92
Ernakulam	36	23	27	60
Idukki	1	3	4	8
Kannur	8	2	14	25
Kasaragod	5	5	6	13
Kollam	11	7	7	25
Kottayam	81	81	4	46
Kozhikode	25	13	12	41
Malappuram	8	10	17	16
Palakkad	8	2	2	15
Pathanamthitta	23	5	6	5
Thiruvananthapuram	117	0	4	9
Thrissur	105	1	127	60
Wayanad	4	4	3	7
<b>GrandTotal</b>	<b>516</b>	<b>156</b>	<b>319</b>	<b>991</b>

TABLE3. Health Care Workers Coverage as on 03/09/2022 midnight

<i>DISTRICT</i>	<i>1st DOSE</i>	<i>2nd Dose</i>	<i>% fully vaccinated</i>	<i>Precaution dose</i>	<i>Precaution dose (%) *</i>
<b>Alappuzha</b>	11611	10827	93%	5238	19%
<b>Ernakulam</b>	40390	37577	93%	19986	26%
<b>Idukki</b>	51910	49231	95%	29436	227%
<b>Kannur</b>	38709	36350	94%	18711	50%
<b>Kasaragod</b>	73435	66460	91%	30244	280%
<b>Kollam</b>	13985	13306	95%	7298	22%
<b>Kottayam</b>	29023	27261	94%	15257	42%
<b>Kozhikode</b>	29338	25118	86%	13271	28%
<b>Malappuram</b>	34677	32046	92%	17149	41%
<b>Palakkad</b>	52736	47988	91%	20186	63%
<b>Pathanamthitta</b>	36043	33851	94%	16979	68%
<b>Thiruvananthapuram</b>	85572	75897	89%	34784	52%
<b>Thrissur</b>	13556	13027	96%	6741	14%
<b>Wayanad</b>	44835	42040	94%	20222	152%
<b>Grand Total</b>	<b>555820</b>	<b>510979</b>	<b>92%</b>	<b>255502</b>	<b>50%</b>

1st Dose coverage for HCW is 100%

\*Proportion of beneficiaries who are eligible ( completed 9 months after 2nd dose )

TABLE4. Frontline workers Coverage as on 03/09/2022 midnight

<i>DISTRICT</i>	<i>1st dose</i>	<i>2nd Dose</i>	<i>% fully vaccinated</i>	<i>Precaution dose</i>	<i>Precaution dose(%) *</i>
<b>Alappuzha</b>	24615	22506	91%	6912	19%
<b>Ernakulam</b>	41387	39991	97%	14472	29%
<b>Idukki</b>	41911	40764	97%	21121	99%
<b>Kannur</b>	32142	30623	95%	12331	31%
<b>Kasaragod</b>	73014	67696	93%	26833	120%
<b>Kollam</b>	17022	16104	95%	4698	12%
<b>Kottayam</b>	39133	36779	94%	15072	49%
<b>Kozhikode</b>	25252	22561	89%	8159	16%
<b>Malappuram</b>	48097	45587	95%	19126	37%
<b>Palakkad</b>	55275	52593	95%	11148	25%
<b>Pathanamthitta</b>	42237	38886	92%	12201	54%
<b>Thiruvananthapuram</b>	54937	50392	92%	20389	30%
<b>Thrissur</b>	22998	21370	93%	6526	16%
<b>Wayanad</b>	53922	51323	95%	15937	99%
<b>Grand Total</b>	<b>571942</b>	<b>537175</b>	<b>94%</b>	<b>194925</b>	<b>36%</b>

1st Dose coverage for FLW is 100%

\*Proportion of beneficiaries who are eligible ( completed 9 months after 2nd dose )



TABLE5.Age-Appropriate Group (45-59 Years) Coverage as on 03/09/2022 midnight

Table 5: Age appropriate group (45-59 years) coverage							
45-59 years Coverage as on		04/09/2022		at 12 AM			
District	Target	1st Dose Coverage	Percentage	2nd Dose Coverage	Percentage fully vaccinated	Precaution dose	%
Alappuzha	535436	252386	47%	224540	42%	6084	1%
Ernakulam	809349	516125	64%	481463	59%	23428	3%
Idukki	237564	664404	280%	627608	264%	72446	33%
Kannur	527295	414349	79%	375900	71%	17832	4%
Kasaragod	253027	682057	270%	615199	243%	38128	17%
Kollam	541201	177182	33%	164433	30%	6151	1%
Kottayam	478470	439213	92%	417180	87%	36067	10%
Kozhikode	658949	281983	43%	252255	38%	18302	3%
Malappuram	733338	547461	75%	501742	68%	37342	6%
Palakkad	614226	655652	107%	583506	95%	24321	5%
Pathanamthitta	264372	560386	212%	504077	191%	28510	11%
Thiruvananthapuram	735836	784093	107%	704832	96%	41372	7%
Thrissur	689418	247050	36%	219595	32%	9278	2%
Wayanad	170537	723516	424%	631864	371%	26107	16%
<b>Grand Total</b>	<b>7249018</b>	<b>69,45,857</b>	<b>96%</b>	<b>63,04,194</b>	<b>87%</b>	<b>386032</b>	<b>6%</b>

TABLE6.Age-Appropriate Group (≥60 Years) Coverage as on 03/09/2022midnight

Table 6: Age appropriate group (≥ 60 years) coverage							
≥ 60 years Coverage as on		04/09/2022		at 12 AM			
District	Target	1st Dose Coverage	Percentage	2nd Dose Coverage	Percentage fully vaccinated	Precaution dose	%
Alappuzha	424565	181759	43%	160591	38%	37562	9%
Ernakulam	673885	444637	66%	413363	61%	121861	20%
Idukki	193981	588480	303%	559531	288%	225078	131%
Kannur	438602	419907	96%	385158	88%	124543	30%
Kasaragod	182460	633303	347%	572618	314%	190034	119%
Kollam	497558	128342	26%	114608	23%	31388	7%
Kottayam	418008	429248	103%	401739	96%	159671	42%
Kozhikode	526896	312442	59%	281238	53%	120818	25%
Malappuram	477642	439946	92%	402989	84%	131523	30%
Palakkad	437708	529466	121%	481027	110%	117461	29%
Pathanamthitta	311297	499728	161%	456190	147%	139536	50%
Thiruvananthapuram	630465	676709	107%	622441	99%	205547	36%
Thrissur	581781	194636	33%	173479	30%	39823	7%
Wayanad	128009	488349	381%	435850	340%	91257	80%
<b>Grand Total</b>	<b>5922857</b>	<b>59,66,952</b>	<b>101%</b>	<b>54,60,822</b>	<b>92%</b>	<b>17,36,102</b>	<b>32%</b>

TABLE 6. Age-Appropriate Group (18-44 Years) Coverage as on 03/09/2022 midnight

18-44 years Coverage as on 04/09/2022 at 12 AM							
District	Target	First Dose					
		1st Dose Coverage	Percentage	2nd Dose Coverage	Percentage fully vaccinated	Precaution dose	%
Alappuzha	744178	502654	68%	414054	56%	6084	1%
Ernakulam	1470864	967030	66%	838719	57%	19884	2%
Idukki	437537	1099848	251%	1037680	237%	64290	20%
Kannur	947964	656771	69%	573884	61%	16458	2%
Kasaragod	556876	1251056	225%	1073775	193%	40255	10%
Kollam	1054752	354993	34%	304041	29%	5405	1%
Kottayam	665544	670927	101%	638160	96%	30849	6%
Kozhikode	1313678	444035	34%	360625	27%	15346	2%
Malappuram	1777378	1088189	61%	926440	52%	33186	2%
Palakkad	1088327	1225556	113%	980961	90%	20824	2%
Pathanamthitta	460819	934275	203%	801096	174%	25121	7%
Thiruvananthapuram	1309099	1513701	116%	1244889	95%	48633	5%
Thrissur	1274465	420117	33%	337024	26%	9265	1%
Wayanad	361152	1834975	508%	1409031	390%	24765	8%
<b>Grand Total</b>	<b>13462633</b>	<b>1,29,64,127</b>	<b>96%</b>	<b>1,09,40,379</b>	<b>81%</b>	<b>361677</b>	<b>3%</b>
<b>*Among those who have taken first dose</b>							

TABLE 7. Age-Appropriate Group (15-17 Years) Coverage as on 03/09/2022 midnight

15-17 years Coverage as on 04/09/2022 at 12 AM					
District	Target	1st Dose Coverage	Percentage	2nd Dose Coverage	Percentage fully vaccinated
Alappuzha	80832	53019	66%	36988	46%
Ernakulam	140530	102954	73%	77585	55%
Idukki	51339	126348	246%	101606	198%
Kannur	97722	72144	74%	56789	58%
Kasaragod	60496	114619	189%	82895	137%
Kollam	105234	37409	36%	26949	26%
Kottayam	85400	80177	94%	67185	79%
Kozhikode	143028	40842	29%	33277	23%
Malappuram	241212	119793	50%	90521	38%
Palakkad	132742	115813	87%	67148	51%
Pathanamthitta	48854	100070	205%	75766	155%
Thiruvananthapuram	145238	120947	83%	94721	65%
Thrissur	123540	39110	32%	31583	26%
Wayanad	29245	195298	668%	98852	338%
<b>Grand Total</b>	<b>15,34,000</b>	<b>13,18,543</b>	<b>86%</b>	<b>9,42,106</b>	<b>61%</b>

Table 8: Age appropriate group (12-14 years) Coverage as on 03/09/2022 midnight

12-14 years Coverage as on 04/09/2022 at 12 AM					
District	Target	1st Dose Coverage	Percentage	2nd Dose Coverage	Percentage fully vaccinated
Alappuzha	43284	33132	77%	20038	46%
Ernakulam	90244	60361	67%	39017	43%
Idukki	29672	76592	258%	58204	196%
Kannur	89079	46121	52%	31623	35%
Kasaragod	39968	70756	177%	49425	124%
Kollam	69984	22395	32%	13803	20%
Kottayam	55571	51303	92%	38947	70%
Kozhikode	103644	23720	23%	17547	17%
Malappuram	159652	64568	40%	36020	23%
Palakkad	75249	67033	89%	29425	39%
Pathanamthitta	33203	58312	176%	36906	111%
Thiruvananthapuram	93804	77216	82%	50897	54%
Thrissur	99789	24419	24%	16305	16%
Wayanad	27857	120109	431%	38724	139%
<b>Grand Total</b>	<b>10,11,000</b>	<b>7,96,037</b>	<b>79%</b>	<b>4,76,881</b>	<b>47%</b>

TABLE9.State Summary (18+) as on 03/09/2022 midnight

State Summary (18+) 04/09/2022 at 12 AM							
District	Target	First Dose	Percentage	Second Dose	Percentage*	Precaution Dose	Percentage
Alappuzha	1704179	973025	57%	832518	49%	61880	4%
Ernakulam	2954098	2009569	68%	1811113	61%	199631	8%
Idukki	869082	2446553	282%	2314814	266%	412371	55%
Kannur	1913861	1561878	82%	1401915	73%	189875	11%
Kasaragod	992363	2712865	273%	2395748	241%	325494	40%
Kollam	2093511	691524	33%	612492	29%	54940	3%
Kottayam	1562022	1607544	103%	1521119	97%	256916	19%
Kozhikode	2499523	1093050	44%	941797	38%	175896	8%
Malappuram	2988358	2158370	72%	1908804	64%	238326	10%
Palakkad	2140261	2518685	118%	2146075	100%	193940	11%
Pathanamthitta	1036488	2072669	200%	1834100	177%	222347	24%
Thiruvananthapuram	2675400	3115012	116%	2698451	101%	350725	15%
Thrissur	2545664	898357	35%	764495	30%	71633	3%
Wayanad	659698	3145597	477%	2570108	390%	178288	30%
<b>Grand Total</b>	<b>2,66,34,508</b>	<b>2,70,04,698</b>	<b>101%</b>	<b>2,37,53,549</b>	<b>89%</b>	<b>2934238</b>	<b>13%</b>

\*Revised target population(> 18 years) as per MOHFW is 2.67 crores

\*As per letter from Additional Secretary MOHFW- D O No 2317579/2021/Imm dated 15/09/2021

TABLE 10. Achievement for the day 03/09/2022 midnight

Daily achievement 03/09/2022				
District	First Dose	Second Dose	Precaution dose	Total Doses Administered
Alappuzha	32	116	431	579
Ernakulam	85	381	396	862
Idukki	12	38	27	77
Kannur	52	166	171	389
Kasaragod	17	109	85	211
Kollam	23	104	116	243
Kottayam	40	148	99	287
Kozhikode	53	310	130	493
Malappuram	75	350	556	981
Palakkad	361	575	123	1059
Pathanamthitta	49	95	31	175
Thiruvananthapuram	38	198	27	263
Thrissur	144	422	231	797
Wayanad	12	55	68	135
<b>Grand Total</b>	<b>993</b>	<b>3067</b>	<b>2491</b>	<b>6551</b>

\*\* Vaccine stock details couldn't be downloaded from e-VIN portal as the portal is down.

TABLE11.COVID Vaccination related sites

<a href="mailto:support@cowin.gov.in">support@cowin.gov.in</a> <a href="https://www.cowin.gov.in/home">https://www.cowin.gov.in/home</a> <a href="https://dashboard.kerala.gov.in/">https://dashboard.kerala.gov.in/</a> <a href="https://dhs.kerala.gov.in/https://aogyakeralam.gov.in/https://sha.kerala.gov.in/">https://dhs.kerala.gov.in/https://aogyakeralam.gov.in/https://sha.kerala.gov.in/</a>
---

TABLE10.COVID Vaccination related Helpline numbers

National/State/District	Line1	Line2	Line3
National Helpline	1075	+91 1123978046	0120 4473222
Disha	1056	04712552056	
StateCallCenter	04712309251	04712309252	04712309255
Thiruvananthapuram	9188610100	1077	
Kollam	04742797609	8589015556	
Pathanamthitta	04682222515	04682228220	
Alappuzha	04772239999		
Kottayam	04812565200	04812304800	04812581900
Idukki	18004255640	04862232220	04862233118
Ernakulam	9072303861		
Thrissur	9400066921	9400066922	9400066923
Palakkad	04912505264	04912505189	8943341439
Malappuram	04832733253	04832737858	04832733252
Kozhikode	7594001442		
Wayanad	04936202343	04936202375	9072510900
Kannur	04972700194		
Kasargod	9061076590	9061079244	9061078026