



www.health.kerala.gov.in

**COVID-19 OUTBREAK CONTROL AND PREVENTION STATE CELL
HEALTH&FAMILY WELFARE DEPARTMENT
Govt of Kerala**

controlroomdhskerala@gmail.com

www.dhs.kerala.gov.in

Kerala HEALTH-COVID-19 DAILY VACCINATION BULLETIN

Date: 04/09/2022

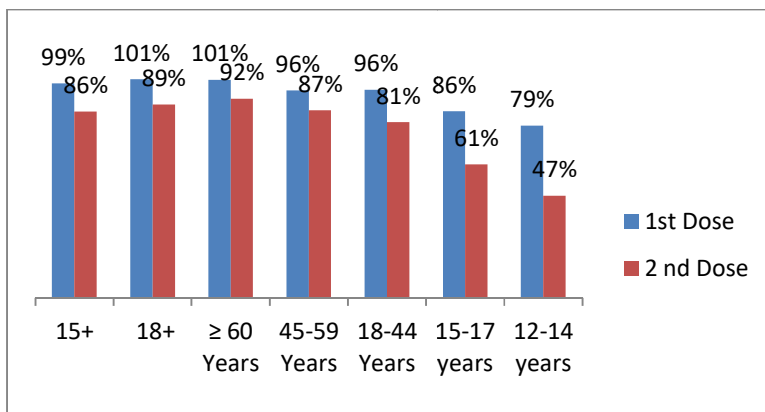
**OUR HEALTH OUR RESPONSIBILITY
VACCINE ADVISORY**

- *People who are vaccinated with Covid Vaccine are reported to have reduced Covid related ICU admissions, serious disease and death.*
- *Early vaccination is useful to safeguard our life from this deadly disease.*
- *Vaccination sessions are planned as per the availability of vaccine. All are requested to cooperate.*
- *After receiving the first dose, second dose of Covishield vaccine is to be taken between 12–16weeks and second dose of Covaxin between 4-6 weeks.*
- *Covid vaccination is currently available to all above 12years. Children in 12-14 age group will get Corbevax and Children in 15-18 age group will get Covaxin.*
- *All person above 18 years will get precaution dose after 9 months or 39 weeks from the second dose. Health Staffs, Frontline workers and people above 60 years will get precaution dose free of cost from government CVC and others will get precaution dose from private CVC at the rate fixed by the Government . The Same vaccine administered as first and second dose is to be taken as precaution dose. People above 60 years with co-morbidities should take medical advice before receiving precaution dose.*
- *Vaccination is available free of cost in all Government covid vaccination centers, and at a nominal rate (as per the Gol order F.No.2079203/2021/Immunization) in selected private Hospitals.*
- **ENSURE ALL YOUR ELIGIBLE FAMILY MEMBERS ARE PROTECTED BY RECEIVING ANY OF THE AVAILABLE COVID VACCINE.**
- **“COVAXIN, COVISHIELD AND CORBEVAX ARE EQUALLY EFFECTIVE AND SAFE”**
- **“BE FULLY PROTECTED – GET THE SECOND DOSE AND PRECAUTION DOSE AT YOUR SCHEDULED TIME”**

ANALYSIS

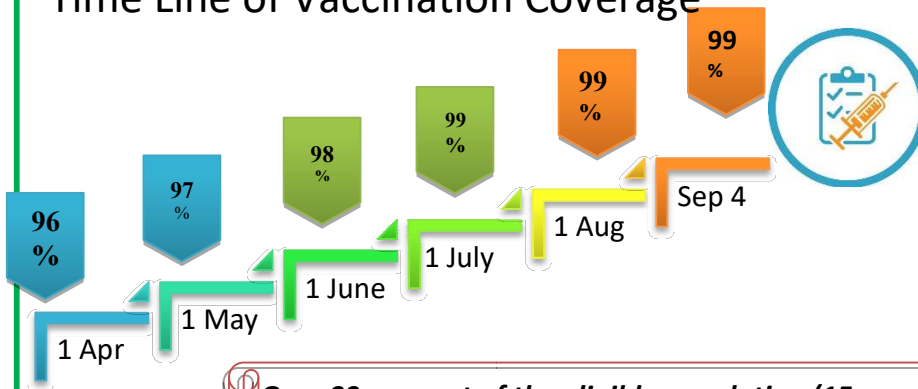
COVID-19 mass vaccinations are showing signs of preventing illness and steep decline in cases and hospital admissions in countries which done vaccination. Kerala started its vaccination for health care workers from January 16, 2021. The COVID-19 Vaccines Operational Guidelines issued by the Ministry of Health and Family Welfare, Govt. of India, 28th December 2020 and all subsequent Guidelines issued by Ministry of Health and Family Welfare, Govt of India are followed at the sites and all vaccination lanes

Summary of COVID Vaccine Administered as on 04/09/2022 midnight



- 99%** of eligible population vaccinated with a single dose till September 04
- 86%** of eligible population vaccinated with double dose till September 04
- State has vaccinated about **86%** of children aged 15 - 17 years with a single dose

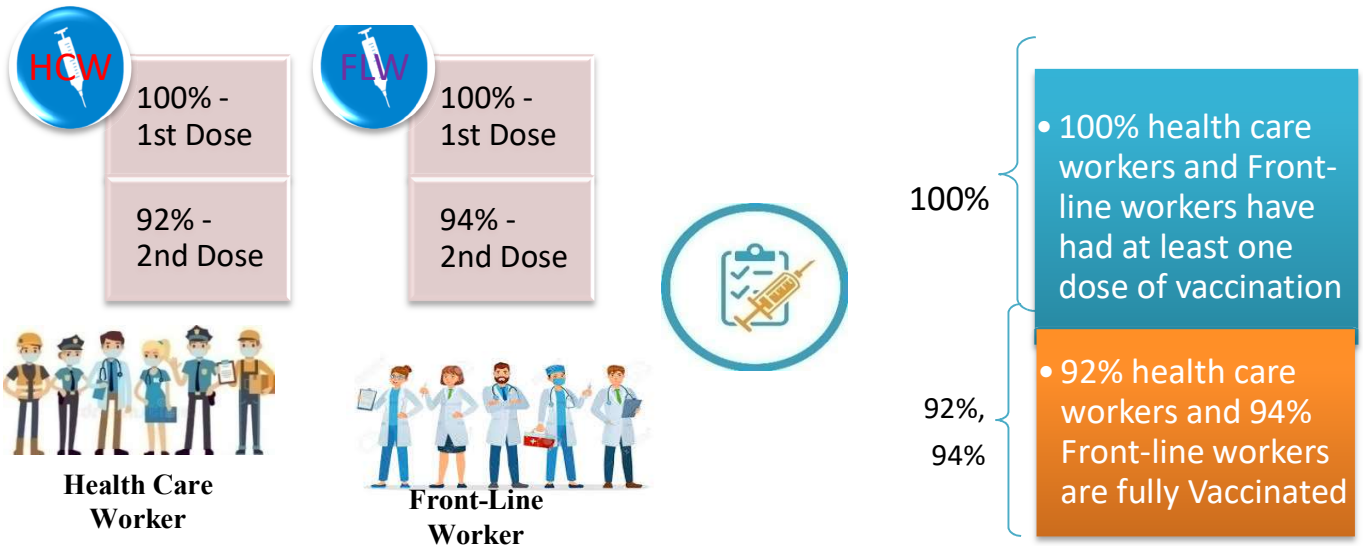
Time Line of Vaccination Coverage



Kerala began administration of COVID 19 Vaccines on 16th January, 2021. As of 04th September 2022, Kerala has administered over 55 million doses overall, including first and second doses of vaccines.

Over 99 per cent of the eligible population (15 + years) in Kerala has been administered the first dose of the Covid-19 vaccine. The state has achieved the target within 510 days since the beginning of the vaccination drive on January 16, 2021

Health Care Workers & Front-line Workers Vaccinated



Are You Vaccinated? You Still Need to Practice: SMS

- Even after vaccination, follow COVID appropriate behavior
- Practice Social Distancing and greet without physical contact
- Always wear clean face mask
- Wash your hands thoroughly and frequently or use hand sanitizer
- Follow the current COVID 19 guidelines to prevent further spread
- Stay Safe. Stay Strong. Get Vaccinated



Even After Getting Vaccinated Keep Taking Precautions to Protect Your Self



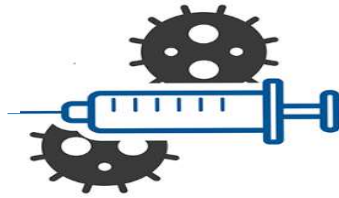
The Race Towards Full Vaccination - Weekly Trend

30th July – 5th Aug, 2022

Kerala Administered over

1.87 Lakh

COVID Vaccine Doses during 30th July to 5th Aug, 2022



From 30th July to 5th Aug, 2022 on average

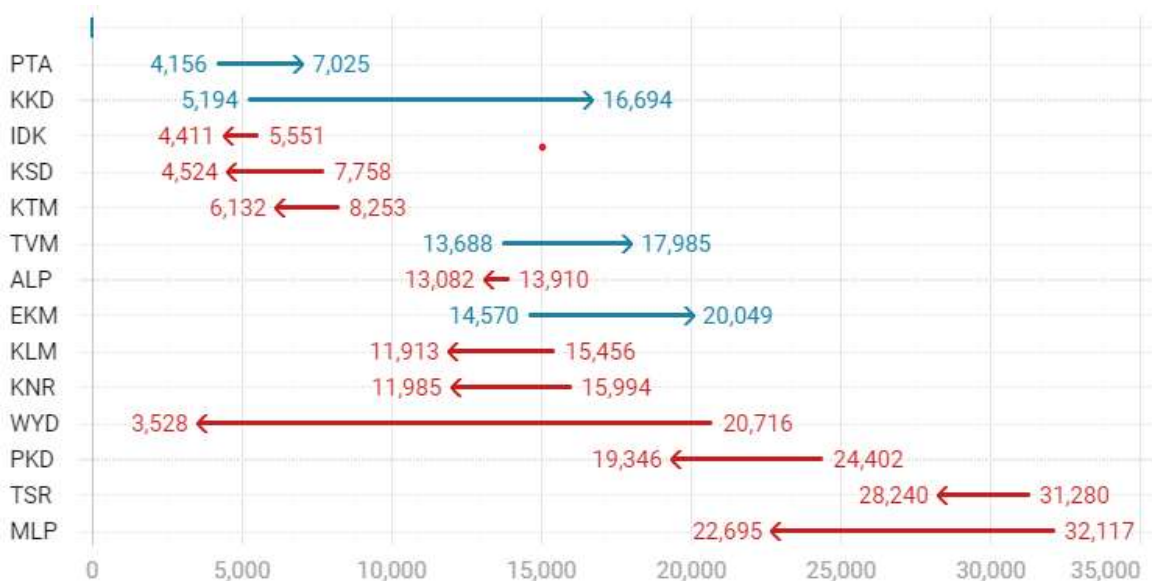
0.27 lakh

doses were administered daily.

Average Doses Administered Per day per week (in 1000)



Trend in average per day vaccination (in 1000) for the last two weeks



Race Against Time – Vaccination Quarterly Status

(Q1:16th Jan-Mar, Q2: Apr-June, Q3: July-Sep, Q4: Oct - Dec)

Daily Average Doses Administered per Quarter

In the first Quarter, only 42201 first doses and 5324 second doses were administered daily on average. During the second, third and fourth quarters, the daily vaccination of the first and second doses increased significantly.



Vaccination Achievement per Quarter

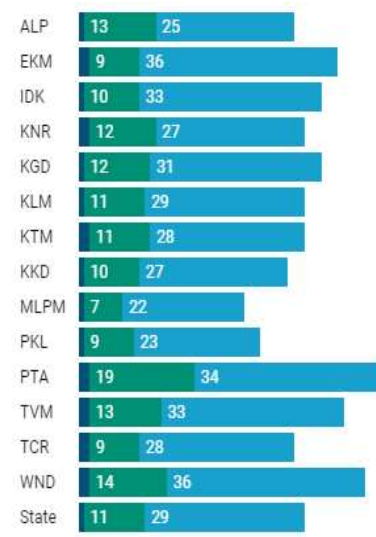
In the third quarter of the immunization drive, 52% of the eligible population (18 + age) in Kerala were given the first dose and 29% the second dose.

■ Q1 ■ Q2 ■ Q3

First Dose

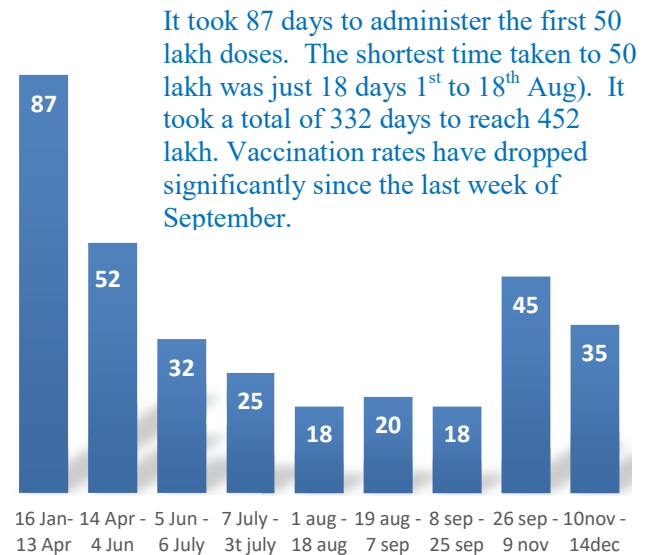


Second Dose



Dose Progression

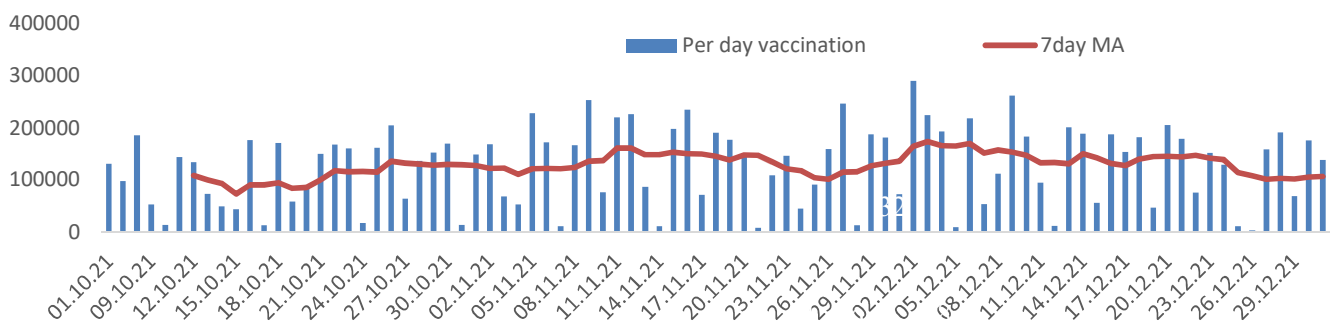
The chart shows the days taken for total COVID-19 Vaccination doses (both first and second) in Kerala to cross every 50 lakh dose mark



It took 87 days to administer the first 50 lakh doses. The shortest time taken to 50 lakh was just 18 days 1st to 18th Aug). It took a total of 332 days to reach 452 lakh. Vaccination rates have dropped significantly since the last week of September.

Vaccine Administered per Day and 7 days Moving Average in Last Quarter (Oct -Dec)

The seven-day moving average of daily doses in the last quarter showed a peak on December 2nd and continued to fluctuate thereafter



Important Message to the Public

- a. *Infection or infection rate is only a part and disease manifestation of disease is to be monitored*
- b. *Fatality among vaccinated people is very less. Disease severity among vaccinated people is less.*
- c. *People with comorbidity should be careful. Once detected covid positive they should get admitted and do not stay at home.*
- d. *Death in covid positive cases are among unvaccinated people, especially having comorbidities like Diabetes and Hypertension*
- e. *Late arrival to hospitals is one of the reason for Death among people with comorbidities*
- f. *Vaccinated people, only if symptomatic are advised to consult Doctor.*
- g. *Non Vaccinated people, if symptomatic, may do RTPCR test*
- h. *Antigen testing is only for emergency purpose*
- i. *Non vaccinated people with co-morbidities to do testing by RTPCR and consult doctor*
- j. *Repeat RTPCR is not needed among the people who are detected COVID positive in the previous 2 months*
- k. *All young person detected positive and at home isolation should do glucose test*

TABLE1.Total Vaccination done in the State as on 04/09/2022 midnight

State Summary (15+ years)-Total doses administered till 05/09/2022 at 12 AM								
District	Target	First Dose	Percent age	Second Dose	Percentage*	Precaution Dose	Percentage	Total doses administered
Alappuzha	1829568	1739057	95%	1627371	89%	257362	17%	36,23,790
Ernakulam	3217878	3313261	104%	2844452	89%	351133	13%	65,08,846
Idukki	950762	961899	101%	812423	86%	71661	10%	18,45,983
Kannur	2100307	2172936	103%	1927883	92%	199803	11%	43,00,622
Kasaragod	1092141	1059193	97%	889654	81%	61970	8%	20,10,817
Kollam	2268371	2231075	98%	1946877	86%	222468	12%	44,00,420
Kottayam	1704500	1680183	99%	1490480	88%	189981	14%	33,60,644
Kozhikode	2746273	2701586	98%	2242959	82%	194079	9%	51,38,624
Malappuram	3386535	3461082	102%	2708035	80%	178847	7%	63,47,964
Palakkad	2349082	2343092	100%	2035923	87%	238455	13%	46,17,470
Pathanamthitta	1118564	1157661	103%	992716	89%	175927	19%	23,26,304
Thiruvananthapuram	2914006	2898279	99%	2528272	87%	325539	14%	57,52,090
Thrissur	2767777	2649638	96%	2475048	89%	412629	18%	55,37,315
Wayanad	716933	751340	105%	653299	91%	55008	9%	14,59,647
Grand Total	29,162,697	2,91,20,282	99%	2,51,75,392	86%	29,34,862	13%	5,72,30,536

TABLE2.Covid-19 Vaccination Center Functional in the State as on 04/09/2022 midnight(05/09/2022 12AM)

DISTRICTS	12+	15+	18+	Total
Alappuzha	0	0	0	0
Ernakulam	0	3	13	16
Idukki	0	0	1	1
Kannur	0	0	0	0
Kasaragod	0	0	0	0
Kollam	0	0	0	0
Kottayam	0	0	1	1
Kozhikode	0	0	1	1
Malappuram	0	0	0	0
Palakkad	0	0	1	1
Pathanamthitta	0	0	0	0
Thiruvananthapuram	0	0	0	0
Thrissur	0	1	9	10
Wayanad	0	0	0	0
GrandTotal	0	4	26	30

TABLE3. Health Care Workers Coverage as on 04/09/2022 midnight

<i>DISTRICT</i>	<i>1st DOSE</i>	<i>2nd Dose</i>	<i>% fully vaccinated</i>	<i>Precaution dose</i>	<i>Precaution dose (%) *</i>
Alappuzha	29023	27262	94%	15262	56%
Ernakulam	85572	75897	89%	34790	46%
Idukki	13556	13027	96%	6741	52%
Kannur	40390	37577	93%	19992	53%
Kasaragod	11611	10827	93%	5240	49%
Kollam	36043	33851	94%	16984	50%
Kottayam	38709	36350	94%	18714	52%
Kozhikode	52736	47989	91%	20194	42%
Malappuram	44835	42040	94%	20231	48%
Palakkad	34677	32046	92%	17150	54%
Pathanamthitta	29338	25118	86%	13272	53%
Thiruvananthapuram	73435	66460	91%	30245	46%
Thrissur	51910	49232	95%	29445	60%
Wayanad	13985	13306	95%	7299	55%
Grand Total	555820	510982	92%	255559	50%

1st Dose coverage for HCW is 100%

*Proportion of beneficiaries who are eligible (completed 9 months after 2nd dose)

TABLE4. Frontline workers Coverage as on 04/09/2022 midnight

<i>DISTRICT</i>	<i>1st dose</i>	<i>2nd Dose</i>	<i>% fully vaccinated</i>	<i>Precaution dose</i>	<i>Precaution dose(%) *</i>
Alappuzha	39133	36779	94%	15075	41%
Ernakulam	54937	50393	92%	20397	41%
Idukki	22998	21370	93%	6527	31%
Kannur	41387	39991	97%	14474	36%
Kasaragod	24615	22506	91%	6914	31%
Kollam	42237	38886	92%	12202	31%
Kottayam	32142	30623	95%	12332	40%
Kozhikode	55275	52593	95%	11152	21%
Malappuram	53922	51326	95%	15946	31%
Palakkad	48097	45587	95%	19127	42%
Pathanamthitta	25252	22561	89%	8159	36%
Thiruvananthapuram	73014	67696	93%	26833	40%
Thrissur	41911	40764	97%	21126	52%
Wayanad	17022	16104	95%	4702	29%
Grand Total	571942	537179	94%	194966	36%

1st Dose coverage for FLW is 100%

*Proportion of beneficiaries who are eligible (completed 9 months after 2nd dose)

TABLE5.Age-Appropriate Group (45-59 Years) Coverage as on 04/09/2022 midnight

Table 5: Age appropriate group (45-59 years) coverage							
45-59 years Coverage as on		05/09/2022		at 12 AM			
District	Target	1st Dose Coverage	Percentage	2nd Dose Coverage	Percentage fully vaccinated	Precaution dose	%
Alappuzha	535436	439215	82%	417183	78%	36194	9%
Ernakulam	809349	784095	97%	704840	87%	41466	6%
Idukki	237564	247051	104%	219599	92%	9287	4%
Kannur	527295	516127	98%	481469	91%	23484	5%
Kasaragod	253027	252387	100%	224550	89%	6113	3%
Kollam	541201	560386	104%	504080	93%	28533	6%
Kottayam	478470	414349	87%	375905	79%	17866	5%
Kozhikode	658949	655655	100%	583511	89%	24348	4%
Malappuram	733338	723518	99%	631890	86%	26251	4%
Palakkad	614226	547461	89%	501743	82%	37384	8%
Pathanamthitta	264372	281983	107%	252255	95%	18314	7%
Thiruvananthapuram	735836	682057	93%	615200	84%	38135	6%
Thrissur	689418	664404	96%	627611	91%	72505	12%
Wayanad	170537	177183	104%	164437	96%	6175	4%
Grand Total	7249018	69,45,871	96%	63,04,273	87%	386055	6%

TABLE6.Age-Appropriate Group (≥60 Years) Coverage as on 04/09/2022midnight

Table 6: Age appropriate group (≥ 60 years) coverage							
≥ 60 years Coverage as on		05/09/2022		at 12 AM			
District	Target	1st Dose Coverage	Percentage	2nd Dose Coverage	Percentage fully vaccinated	Precaution dose	%
Alappuzha	424565	429249	101%	401742	95%	159766	40%
Ernakulam	673885	676709	100%	622443	92%	205628	33%
Idukki	193981	194636	100%	173479	89%	39827	23%
Kannur	438602	444637	101%	413364	94%	121886	30%
Kasaragod	182460	181760	100%	160596	88%	37575	24%
Kollam	497558	499728	100%	456191	92%	139562	31%
Kottayam	418008	419907	100%	385159	92%	124560	33%
Kozhikode	526896	529466	100%	481031	91%	117481	25%
Malappuram	477642	488350	102%	435862	91%	91355	21%
Palakkad	437708	439946	101%	402989	92%	131545	33%
Pathanamthitta	311297	312442	100%	281238	90%	120826	43%
Thiruvananthapuram	630465	633303	100%	572619	91%	190038	33%
Thrissur	581781	588480	101%	559533	96%	225121	41%
Wayanad	128009	128342	100%	114608	90%	31394	28%
Grand Total	5922857	59,66,955	101%	54,60,854	92%	17,36,564	32%

TABLE 6. Age-Appropriate Group (18-44 Years) Coverage as on 04/09/2022 midnight

18-44 years Coverage as on 05/09/2022 at 12 AM							
District	Target	First Dose					
		1st Dose Coverage	Percentage	2nd Dose Coverage	Percentage fully vaccinated	Precaution dose	%
Alappuzha	744178	670933	90%	638192	86%	31065	5%
Ernakulam	1470864	1513710	103%	1244933	85%	48852	4%
Idukki	437537	420119	96%	337032	77%	9279	3%
Kannur	947964	967039	102%	838753	88%	19967	2%
Kasaragod	556876	502664	90%	414113	74%	6128	2%
Kollam	1054752	934278	89%	801106	76%	25187	3%
Kottayam	665544	656775	99%	573894	86%	16509	3%
Kozhikode	1313678	1225567	93%	981008	75%	20904	2%
Malappuram	1777378	1835014	103%	1409194	79%	25064	2%
Palakkad	1088327	1088191	100%	926454	85%	33249	4%
Pathanamthitta	460819	444037	96%	360627	78%	15356	4%
Thiruvananthapuram	1309099	1251056	96%	1073784	82%	40288	4%
Thrissur	1274465	1099858	86%	1037703	81%	64432	7%
Wayanad	361152	354996	98%	304051	84%	5438	2%
Grand Total	13462633	1,29,64,237	96%	1,09,40,844	81%	361718	3%
*Among those who have taken first dose							

TABLE 7. Age-Appropriate Group (15-17 Years) Coverage as on 04/09/2022 midnight

15-17 years Coverage as on 05/09/2022 at 12 AM					
District	Target	1st Dose Coverage	Percentage	2nd Dose Coverage	Percentage fully vaccinated
Alappuzha	80832	80177	99%	67196	83%
Ernakulam	140530	120958	86%	94782	67%
Idukki	51339	39113	76%	31594	62%
Kannur	97722	102955	105%	77589	79%
Kasaragod	60496	53019	88%	36994	61%
Kollam	105234	100075	95%	75785	72%
Kottayam	85400	72148	84%	56805	67%
Kozhikode	143028	115819	81%	67191	47%
Malappuram	241212	195308	81%	98889	41%
Palakkad	132742	119800	90%	90535	68%
Pathanamthitta	48854	40842	84%	33277	68%
Thiruvananthapuram	145238	114619	79%	82902	57%
Thrissur	123540	126348	102%	101606	82%
Wayanad	29245	37412	128%	26965	92%
Grand Total	15,34,000	13,18,593	86%	9,42,110	61%

Table 8: Age appropriate group (12-14 years) Coverage as on 04/09/2022 midnight

12-14 years Coverage as on 05/09/2022 at 12 AM					
District	Target	1st Dose Coverage	Percentage	2nd Dose Coverage	Percentage fully vaccinated
Alappuzha	43284	51327	119%	39017	90%
Ernakulam	90244	77280	86%	51164	57%
Idukki	29672	24426	82%	16322	55%
Kannur	89079	60401	68%	39140	44%
Kasaragod	39968	33137	83%	20068	50%
Kollam	69984	58328	83%	36978	53%
Kottayam	55571	46153	83%	31744	57%
Kozhikode	103644	67068	65%	29636	29%
Malappuram	159652	120135	75%	38834	24%
Palakkad	75249	64920	86%	36569	49%
Pathanamthitta	33203	23767	72%	17640	53%
Thiruvananthapuram	93804	70795	75%	49611	53%
Thrissur	99789	76727	77%	58599	59%
Wayanad	27857	22400	80%	13828	50%
Grand Total	10,11,000	7,96,864	79%	4,79,150	47%

TABLE9.State Summary (18+) as on 04/09/2022 midnight

State Summary (18+) 05/09/2022 at 12 AM							
District	Target	First Dose	Percentage	Second Dose	Percentage*	Precaution Dose	Percentage
Alappuzha	1704179	1607553	94%	1521158	89%	257362	17%
Ernakulam	2954098	3115023	105%	2698506	91%	351133	13%
Idukki	869082	898360	103%	764507	88%	71661	10%
Kannur	1913861	2009580	105%	1811154	95%	199803	11%
Kasaragod	992363	973037	98%	832592	84%	61970	8%
Kollam	2093511	2072672	99%	1834114	88%	222468	12%
Kottayam	1562022	1561882	100%	1401931	90%	189981	14%
Kozhikode	2499523	2518699	101%	2146132	86%	194079	9%
Malappuram	2988358	3145639	105%	2570312	86%	178847	7%
Palakkad	2140261	2158372	101%	1908819	89%	238455	13%
Pathanamthitta	1036488	1093052	105%	941799	91%	175927	19%
Thiruvananthapuram	2675400	2712865	101%	2395759	90%	325539	14%
Thrissur	2545664	2446563	96%	2314843	91%	412629	18%
Wayanad	659698	691528	105%	612506	93%	55008	9%
Grand Total	2,66,34,508	2,70,04,825	101%	2,37,54,132	89%	2934862	13%

*Revised target population(> 18 years) as per MOHFW is 2.67 crores

*As per letter from Additional Secretary MOHFW- D O No 2317579/2021/Imm dated 15/09/2021

TABLE 10. Achievement for the day 04/09/2022 midnight

Daily achievement 04/09/2022				
District	First Dose	Second Dose	Precaution dose	Total Doses Administered
Alappuzha	0	0	0	0
Ernakulam	0	0	6	6
Idukki	0	0	0	0
Kannur	0	0	0	0
Kasaragod	0	0	0	0
Kollam	1	1	2	4
Kottayam	0	0	0	0
Kozhikode	0	0	0	0
Malappuram	0	0	0	0
Palakkad	0	1	5	6
Pathanamthitta	0	0	0	0
Thiruvananthapuram	1	6	18	25
Thrissur	1	2	27	30
Wayanad	0	0	0	0
Grand Total	3	10	58	71

** Vaccine stock details couldn't be downloaded from e-VIN portal as the portal is down.

TABLE11.COVID Vaccination related sites

support@cowin.gov.in https://www.cowin.gov.in/home https://dashboard.kerala.gov.in/ https://dhs.kerala.gov.in/https://aogyakeralam.gov.in/https://sha.kerala.gov.in/

TABLE10.COVID Vaccination related Helpline numbers

National/State/District	Line1	Line2	Line3
National Helpline	1075	+91 1123978046	0120 4473222
Disha	1056	04712552056	
StateCallCenter	04712309251	04712309252	04712309255
Thiruvananthapuram	9188610100	1077	
Kollam	04742797609	8589015556	
Pathanamthitta	04682222515	04682228220	
Alappuzha	04772239999		
Kottayam	04812565200	04812304800	04812581900
Idukki	18004255640	04862232220	04862233118
Ernakulam	9072303861		
Thrissur	9400066921	9400066922	9400066923
Palakkad	04912505264	04912505189	8943341439
Malappuram	04832733253	04832737858	04832733252
Kozhikode	7594001442		
Wayanad	04936202343	04936202375	9072510900
Kannur	04972700194		
Kasargod	9061076590	9061079244	9061078026