



കേരള സർക്കാർ

www.health.kerala.gov.in

**COVID-19 OUTBREAK CONTROL AND PREVENTION STATE CELL
HEALTH&FAMILY WELFARE DEPARTMENT
Govt of Kerala**

controlroomdhskerala@gmail.com

www.dhs.kerala.gov.in

Kerala HEALTH-COVID-19 DAILY VACCINATION BULLETIN

Date: 05/09/2022

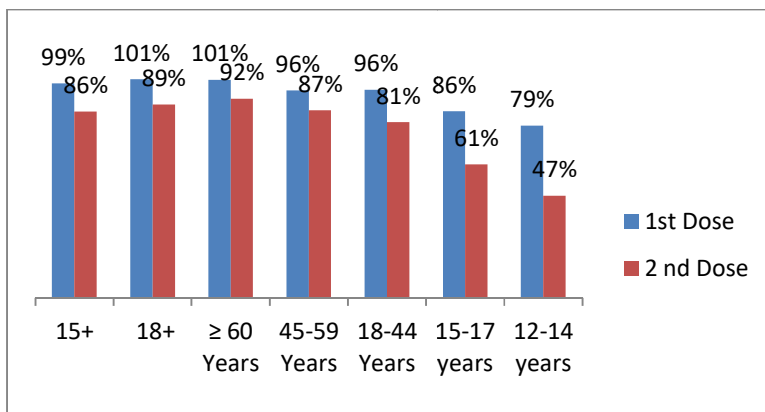
**OUR HEALTH OUR RESPONSIBILITY
VACCINE ADVISORY**

- *People who are vaccinated with Covid Vaccine are reported to have reduced Covid related ICU admissions, serious disease and death.*
- *Early vaccination is useful to safeguard our life from this deadly disease.*
- *Vaccination sessions are planned as per the availability of vaccine. All are requested to cooperate.*
- *After receiving the first dose, second dose of Covishield vaccine is to be taken between 12–16weeks and second dose of Covaxin between 4-6 weeks.*
- *Covid vaccination is currently available to all above 12years. Children in 12-14 age group will get Corbevax and Children in 15-18 age group will get Covaxin.*
- *All person above 18 years will get precaution dose after 9 months or 39 weeks from the second dose. Health Staffs, Frontline workers and people above 60 years will get precaution dose free of cost from government CVC and others will get precaution dose from private CVC at the rate fixed by the Government . The Same vaccine administered as first and second dose is to be taken as precaution dose. People above 60 years with co-morbidities should take medical advice before receiving precaution dose.*
- *Vaccination is available free of cost in all Government covid vaccination centers, and at a nominal rate (as per the Gol order F.No.2079203/2021/Immunization) in selected private Hospitals.*
- **ENSURE ALL YOUR ELIGIBLE FAMILY MEMBERS ARE PROTECTED BY RECEIVING ANY OF THE AVAILABLE COVID VACCINE.**
- **“COVAXIN, COVISHIELD AND CORBEVAX ARE EQUALLY EFFECTIVE AND SAFE”**
- **“BE FULLY PROTECTED – GET THE SECOND DOSE AND PRECAUTION DOSE AT YOUR SCHEDULED TIME”**

ANALYSIS

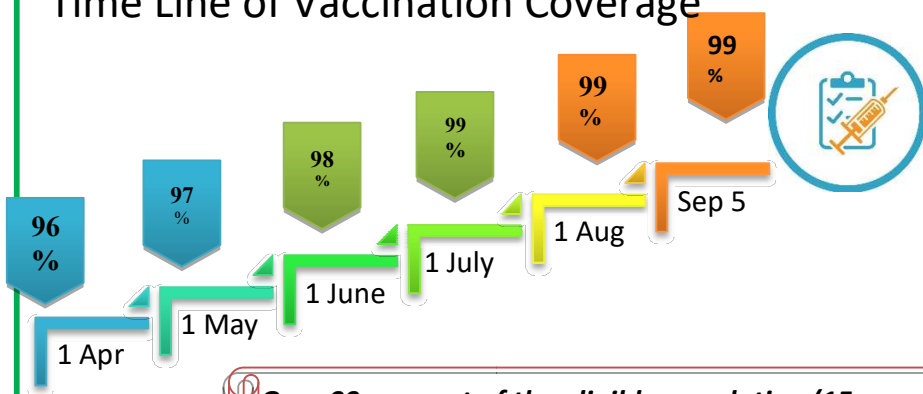
COVID-19 mass vaccinations are showing signs of preventing illness and steep decline in cases and hospital admissions in countries which done vaccination. Kerala started its vaccination for health care workers from January 16, 2021. The COVID-19 Vaccines Operational Guidelines issued by the Ministry of Health and Family Welfare, Govt. of India, 28th December 2020 and all subsequent Guidelines issued by Ministry of Health and Family Welfare, Govt of India are followed at the sites and all vaccination lanes

Summary of COVID Vaccine Administered as on 05/09/2022 midnight



- 99%** of eligible population vaccinated with a single dose till September 05
- 86%** of eligible population vaccinated with double dose till September 05
- State has vaccinated about **86%** of children aged 15 - 17 years with a single dose

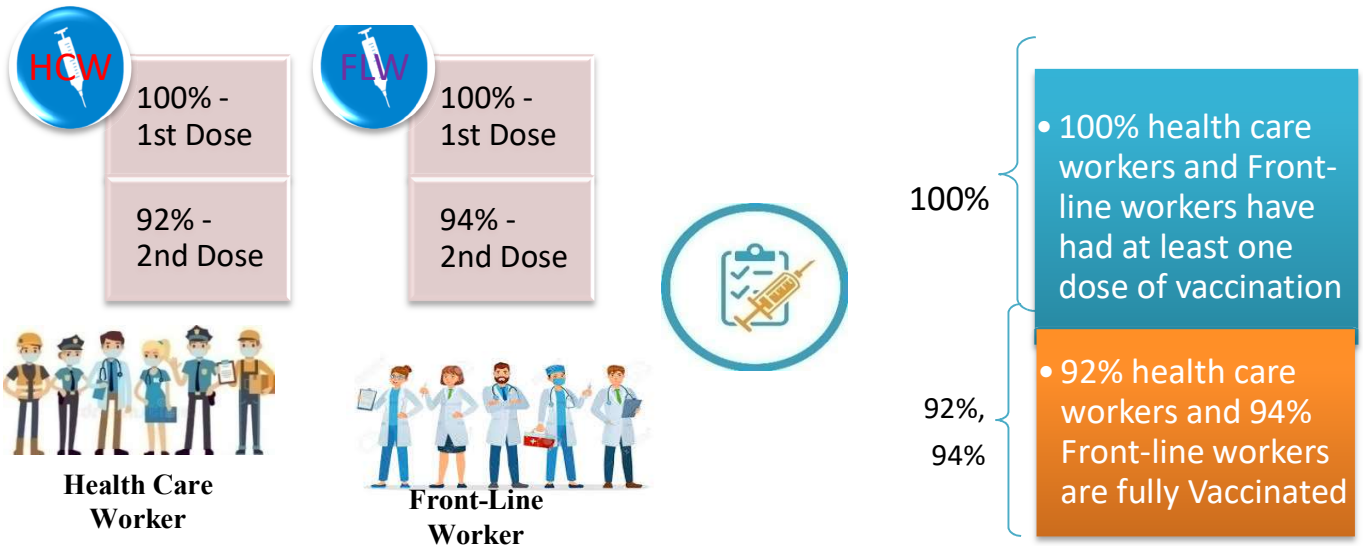
Time Line of Vaccination Coverage



Kerala began administration of COVID 19 Vaccines on 16th January, 2021. As of 05th September 2022, Kerala has administered over 55 million doses overall, including first and second doses of vaccines.

Over 99 per cent of the eligible population (15 + years) in Kerala has been administered the first dose of the Covid-19 vaccine. The state has achieved the target within 510 days since the beginning of the vaccination drive on January 16, 2021

Health Care Workers & Front-line Workers Vaccinated



Are You Vaccinated? You Still Need to Practice: SMS

- Even after vaccination, follow COVID appropriate behavior
- Practice Social Distancing and greet without physical contact
- Always wear clean face mask
- Wash your hands thoroughly and frequently or use hand sanitizer
- Follow the current COVID 19 guidelines to prevent further spread
- Stay Safe. Stay Strong. Get Vaccinated



Even After Getting Vaccinated Keep Taking Precautions to Protect Your Self



GET VACCINATED



WASH YOUR HANDS



WEAR A MASK



KEEP YOUR DISTANCE

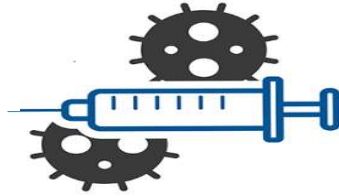
The Race Towards Full Vaccination - Weekly Trend

30th July – 5th Aug, 2022

Kerala Administered over

1.87 Lakh

COVID Vaccine Doses during 30th July to 5th Aug, 2022



From 30th July to 5th Aug, 2022 on average

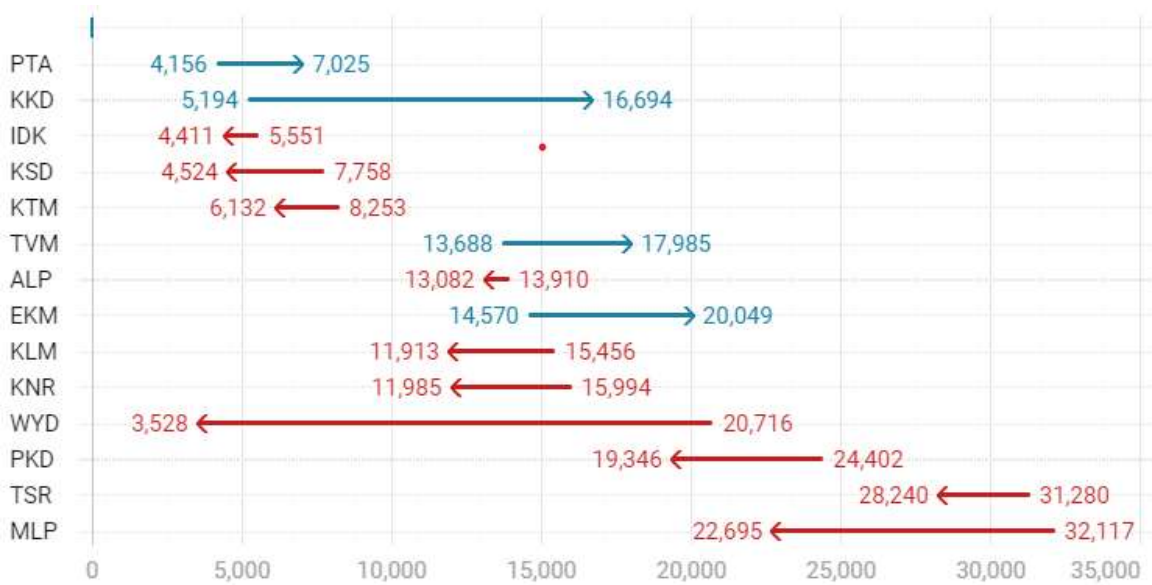
0.27 lakh

doses were administered daily.

Average Doses Administered Per day per week (in 1000)



Trend in average per day vaccination (in 1000) for the last two weeks



Race Against Time – Vaccination Quarterly Status

(Q1:16th Jan-Mar, Q2: Apr-June, Q3: July-Sep, Q4: Oct - Dec)

Daily Average Doses Administered per Quarter

In the first Quarter, only 42201 first doses and 5324 second doses were administered daily on average. During the second, third and fourth quarters, the daily vaccination of the first and second doses increased significantly.



Vaccination Achievement per Quarter

In the third quarter of the immunization drive, 52% of the eligible population (18 + age) in Kerala were given the first dose and 29% the second dose.

■ Q1 ■ Q2 ■ Q3

First Dose

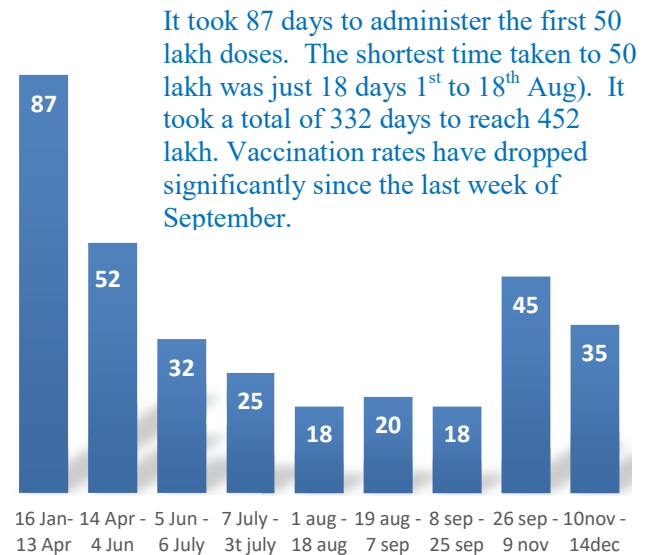


Second Dose



Dose Progression

The chart shows the days taken for total COVID-19 Vaccination doses (both first and second) in Kerala to cross every 50 lakh dose mark



Vaccine Administered per Day and 7 days Moving Average in Last Quarter (Oct -Dec)

The seven-day moving average of daily doses in the last quarter showed a peak on December 2nd and continued to fluctuate thereafter



Important Message to the Public

- a. *Infection or infection rate is only a part and disease manifestation of disease is to be monitored*
- b. *Fatality among vaccinated people is very less. Disease severity among vaccinated people is less.*
- c. *People with comorbidity should be careful. Once detected covid positive they should get admitted and do not stay at home.*
- d. *Death in covid positive cases are among unvaccinated people, especially having comorbidities like Diabetes and Hypertension*
- e. *Late arrival to hospitals is one of the reason for Death among people with comorbidities*
- f. *Vaccinated people, only if symptomatic are advised to consult Doctor.*
- g. *Non Vaccinated people, if symptomatic, may do RTPCR test*
- h. *Antigen testing is only for emergency purpose*
- i. *Non vaccinated people with co-morbidities to do testing by RTPCR and consult doctor*
- j. *Repeat RTPCR is not needed among the people who are detected COVID positive in the previous 2 months*
- k. *All young person detected positive and at home isolation should do glucose test*

TABLE1.Total Vaccination done in the State as on 05/09/2022 midnight

State Summary (15+ years)-Total doses administered till 06/09/2022 at 12 AM								
District	Target	First Dose	Percent age	Second Dose	Percentage*	Precaution Dose	Percentage	Total doses administered
Alappuzha	1829568	1739077	95%	1627438	89%	257733	17%	36,24,248
Ernakulam	3217878	3313286	104%	2844507	89%	351452	13%	65,09,245
Idukki	950762	961919	101%	812508	86%	71735	10%	18,46,162
Kannur	2100307	2172974	103%	1928003	92%	199850	11%	43,00,827
Kasaragod	1092141	1059201	97%	889695	81%	62016	8%	20,10,912
Kollam	2268371	2231140	98%	1947062	86%	222681	12%	44,00,883
Kottayam	1704500	1680196	99%	1490525	88%	190055	14%	33,60,776
Kozhikode	2746273	2701675	98%	2243252	82%	194644	9%	51,39,571
Malappuram	3386535	3461161	102%	2708401	80%	179519	7%	63,49,081
Palakkad	2349082	2343191	100%	2036204	87%	238511	13%	46,17,906
Pathanamthitta	1118564	1157665	103%	992724	89%	175954	19%	23,26,343
Thiruvananthapuram	2914006	2898295	99%	2528305	87%	325622	14%	57,52,222
Thrissur	2767777	2649647	96%	2475095	89%	412808	18%	55,37,550
Wayanad	716933	751343	105%	653309	91%	55116	9%	14,59,768
Grand Total	29,162,697	2,91,20,770	99%	2,51,77,028	86%	29,37,696	13%	5,72,35,494

TABLE2.Covid-19 Vaccination Center Functional in the State as on 05/09/2022 midnight(06/09/2022 12AM)

DISTRICTS	12+	15+	18+	Total
Alappuzha	0	0	85	92
Ernakulam	0	2	4	60
Idukki	11	2	11	8
Kannur	4	1	9	25
Kasaragod	15	15	16	13
Kollam	8	5	16	25
Kottayam	81	81	1	46
Kozhikode	11	12	83	41
Malappuram	5	6	27	16
Palakkad	5	6	3	15
Pathanamthitta	1	0	2	5
Thiruvananthapuram	1	0	7	9
Thrissur	0	3	45	60
Wayanad	2	2	2	7
GrandTotal	0	4	26	30

TABLE3. Health Care Workers Coverage as on 05/09/2022 midnight

DISTRICT	1st DOSE	2nd Dose	% fully vaccinated	Precaution dose	Precaution dose (%) *
Alappuzha	29023	27262	94%	15275	56%
Ernakulam	85572	75897	89%	34798	46%
Idukki	13556	13027	96%	6742	52%
Kannur	40390	37577	93%	19992	53%
Kasaragod	11611	10827	93%	5241	49%
Kollam	36043	33851	94%	16988	50%
Kottayam	38709	36350	94%	18715	52%
Kozhikode	52736	47990	91%	20215	42%
Malappuram	44835	42040	94%	20243	48%
Palakkad	34677	32046	92%	17150	54%
Pathanamthitta	29338	25118	86%	13272	53%
Thiruvananthapuram	73435	66460	91%	30248	46%
Thrissur	51910	49233	95%	29446	60%
Wayanad	13985	13306	95%	7300	55%
Grand Total	555820	510984	92%	255625	50%

1st Dose coverage for HCW is 100%

*Proportion of beneficiaries who are eligible (completed 9 months after 2nd dose)

TABLE4. Frontline workers Coverage as on 05/09/2022 midnight

DISTRICT	1st dose	2nd Dose	% fully vaccinated	Precaution dose	Precaution dose(%) *
Alappuzha	39133	36779	94%	15081	41%
Ernakulam	54937	50393	92%	20410	41%
Idukki	22998	21370	93%	6529	31%
Kannur	41387	39991	97%	14475	36%
Kasaragod	24615	22506	91%	6914	31%
Kollam	42237	38887	92%	12205	31%
Kottayam	32142	30623	95%	12334	40%
Kozhikode	55275	52595	95%	11165	21%
Malappuram	53923	51326	95%	15963	31%
Palakkad	48097	45587	95%	19129	42%
Pathanamthitta	25252	22561	89%	8159	36%
Thiruvananthapuram	73014	67697	93%	26833	40%
Thrissur	41911	40764	97%	21128	52%
Wayanad	17022	16104	95%	4703	29%
Grand Total	571943	537183	94%	195028	36%

1st Dose coverage for FLW is 100%

*Proportion of beneficiaries who are eligible (completed 9 months after 2nd dose)

TABLE5.Age-Appropriate Group (45-59 Years) Coverage as on 05/09/2022 midnight

Table 5: Age appropriate group (45-59 years) coverage							
45-59 years Coverage as on				06/09/2022 at 12 AM			
District	Target	1st Dose Coverage	Percentage	2nd Dose Coverage	Percentage fully vaccinated	Precaution dose	%
Alappuzha	535436	439218	82%	417190	78%	36304	9%
Ernakulam	809349	784098	97%	704842	87%	41523	6%
Idukki	237564	247051	104%	219599	92%	9307	4%
Kannur	527295	516128	98%	481470	91%	23498	5%
Kasaragod	253027	252387	100%	224553	89%	6130	3%
Kollam	541201	560389	104%	504084	93%	28591	6%
Kottayam	478470	414349	87%	375907	79%	17887	5%
Kozhikode	658949	655660	100%	583535	89%	24515	4%
Malappuram	733338	723525	99%	631925	86%	26456	4%
Palakkad	614226	547462	89%	501746	82%	37396	8%
Pathanamthitta	264372	281983	107%	252255	95%	18321	7%
Thiruvananthapuram	735836	682057	93%	615202	84%	38149	6%
Thrissur	689418	664405	96%	627611	91%	72545	12%
Wayanad	170537	177183	104%	164438	96%	6220	4%
Grand Total	7249018	69,45,895	96%	63,04,357	87%	386842	6%

TABLE6.Age-Appropriate Group (≥60 Years) Coverage as on 05/09/2022midnight

Table 6: Age appropriate group (≥ 60 years) coverage							
≥ 60 years Coverage as on				06/09/2022 at 12 AM			
District	Target	1st Dose Coverage	Percentage	2nd Dose Coverage	Percentage fully vaccinated	Precaution dose	%
Alappuzha	424565	429249	101%	401745	95%	159813	40%
Ernakulam	673885	676714	100%	622446	92%	205725	33%
Idukki	193981	194636	100%	173479	89%	39838	23%
Kannur	438602	444637	101%	413365	94%	121897	30%
Kasaragod	182460	181760	100%	160596	88%	37579	24%
Kollam	497558	499728	100%	456195	92%	139589	31%
Kottayam	418008	419907	100%	385159	92%	124580	33%
Kozhikode	526896	529467	100%	481037	91%	117595	25%
Malappuram	477642	488352	102%	435872	91%	91464	21%
Palakkad	437708	439946	101%	402989	92%	131551	33%
Pathanamthitta	311297	312442	100%	281238	90%	120828	43%
Thiruvananthapuram	630465	633303	100%	572619	91%	190048	33%
Thrissur	581781	588480	101%	559534	96%	225161	41%
Wayanad	128009	128342	100%	114608	90%	31405	28%
Grand Total	5922857	59,66,963	101%	54,60,882	92%	17,37,073	32%

TABLE 6. Age-Appropriate Group (18-44 Years) Coverage as on 05/09/2022 midnight

18-44 years Coverage as on 06/09/2022 at 12 AM							
District	Target	First Dose					
		1st Dose Coverage	Percentage	2nd Dose Coverage	Percentage fully vaccinated	Precaution dose	%
Alappuzha	744178	670937	90%	638219	86%	31260	5%
Ernakulam	1470864	1513718	103%	1244962	85%	48996	4%
Idukki	437537	420122	96%	337045	77%	9319	3%
Kannur	947964	967042	102%	838763	88%	19988	2%
Kasaragod	556876	502672	90%	414142	74%	6152	2%
Kollam	1054752	934288	89%	801145	76%	25308	3%
Kottayam	665544	656776	99%	573903	86%	16539	3%
Kozhikode	1313678	1225621	93%	981196	75%	21154	2%
Malappuram	1777378	1835071	103%	1409408	79%	25393	2%
Palakkad	1088327	1088197	100%	926469	85%	33285	4%
Pathanamthitta	460819	444038	96%	360627	78%	15374	4%
Thiruvananthapuram	1309099	1251060	96%	1073801	82%	40344	4%
Thrissur	1274465	1099861	86%	1037724	81%	64528	7%
Wayanad	361152	354999	98%	304058	84%	5488	2%
Grand Total	13462633	1,29,64,402	96%	1,09,41,462	81%	363128	3%
*Among those who have taken first dose							

TABLE 7. Age-Appropriate Group (15-17 Years) Coverage as on 05/09/2022 midnight

15-17 years Coverage as on 06/09/2022 at 12 AM					
District	Target	1st Dose Coverage	Percentage	2nd Dose Coverage	Percentage fully vaccinated
Alappuzha	80832	80178	99%	67199	83%
Ernakulam	140530	120961	86%	94785	67%
Idukki	51339	39113	76%	31595	62%
Kannur	97722	102956	105%	77589	79%
Kasaragod	60496	53019	88%	37003	61%
Kollam	105234	100076	95%	75790	72%
Kottayam	85400	72151	84%	56822	67%
Kozhikode	143028	115828	81%	67216	47%
Malappuram	241212	195312	81%	98901	41%
Palakkad	132742	119803	90%	90551	68%
Pathanamthitta	48854	40842	84%	33277	68%
Thiruvananthapuram	145238	114623	79%	82908	57%
Thrissur	123540	126348	102%	101620	82%
Wayanad	29245	37412	128%	26967	92%
Grand Total	15,34,000	13,18,622	86%	9,42,223	61%

Table 8: Age appropriate group (12-14 years) Coverage as on 05/09/2022 midnight

12-14 years Coverage as on 06/09/2022 at 12 AM					
District	Target	1st Dose Coverage	Percentage	2nd Dose Coverage	Percentage fully vaccinated
Alappuzha	43284	51339	119%	39044	90%
Ernakulam	90244	77286	86%	51182	57%
Idukki	29672	24443	82%	16393	55%
Kannur	89079	60434	68%	39248	44%
Kasaragod	39968	33137	83%	20068	50%
Kollam	69984	58379	83%	37110	53%
Kottayam	55571	46162	83%	31761	57%
Kozhikode	103644	67088	65%	29683	29%
Malappuram	159652	120143	75%	38929	24%
Palakkad	75249	65009	86%	36816	49%
Pathanamthitta	33203	23770	72%	17648	53%
Thiruvananthapuram	93804	70803	75%	49618	53%
Thrissur	99789	76732	77%	58609	59%
Wayanad	27857	22400	80%	13828	50%
Grand Total	10,11,000	7,97,125	79%	4,79,937	47%

TABLE9.State Summary (18+) as on 05/09/2022 midnight

State Summary (18+) 06/09/2022 at 12 AM							
District	Target	First Dose	Percentage	Second Dose	Percentage*	Precaution Dose	Percentage
Alappuzha	1704179	1607560	94%	1521195	89%	257733	17%
Ernakulam	2954098	3115039	105%	2698540	91%	351452	13%
Idukki	869082	898363	103%	764520	88%	71735	10%
Kannur	1913861	2009584	105%	1811166	95%	199850	11%
Kasaragod	992363	973045	98%	832624	84%	62016	8%
Kollam	2093511	2072685	99%	1834162	88%	222681	12%
Kottayam	1562022	1561883	100%	1401942	90%	190055	14%
Kozhikode	2499523	2518759	101%	2146353	86%	194644	9%
Malappuram	2988358	3145706	105%	2570571	86%	179519	7%
Palakkad	2140261	2158379	101%	1908837	89%	238511	13%
Pathanamthitta	1036488	1093053	105%	941799	91%	175954	19%
Thiruvananthapuram	2675400	2712869	101%	2395779	90%	325622	14%
Thrissur	2545664	2446567	96%	2314866	91%	412808	18%
Wayanad	659698	691531	105%	612514	93%	55116	9%
Grand Total	2,66,34,508	2,70,05,023	101%	2,37,54,868	89%	2937696	13%

*Revised target population(> 18 years) as per MOHFW is 2.67 crores

*As per letter from Additional Secretary MOHFW- D O No 2317579/2021/Imm dated 15/09/2021

TABLE 10. Achievement for the day 05/09/2022 midnight

Daily achievement 05/09/2022				
District	First Dose	Second Dose	Precaution dose	Total Doses Administered
Alappuzha	20	67	371	458
Ernakulam	25	55	319	399
Idukki	20	85	73	178
Kannur	37	119	45	201
Kasaragod	8	41	46	95
Kollam	65	184	209	458
Kottayam	13	45	74	132
Kozhikode	81	271	542	894
Malappuram	79	366	672	1117
Palakkad	99	280	56	435
Pathanamthitta	4	8	27	39
Thiruvananthapuram	16	34	82	132
Thrissur	9	47	179	235
Wayanad	3	10	108	121
Grand Total	479	1612	2803	4894

** Vaccine stock details couldn't be downloaded from e-VIN portal as the portal is down.

TABLE11.COVID Vaccination related sites

support@cowin.gov.in https://www.cowin.gov.in/home https://dashboard.kerala.gov.in/ https://dhs.kerala.gov.in/https://aogyakeralam.gov.in/https://sha.kerala.gov.in/

TABLE10.COVID Vaccination related Helpline numbers

National/State/District	Line1	Line2	Line3
National Helpline	1075	+91 1123978046	0120 4473222
Disha	1056	04712552056	
StateCallCenter	04712309251	04712309252	04712309255
Thiruvananthapuram	9188610100	1077	
Kollam	04742797609	8589015556	
Pathanamthitta	04682222515	04682228220	
Alappuzha	04772239999		
Kottayam	04812565200	04812304800	04812581900
Idukki	18004255640	04862232220	04862233118
Ernakulam	9072303861		
Thrissur	9400066921	9400066922	9400066923
Palakkad	04912505264	04912505189	8943341439
Malappuram	04832733253	04832737858	04832733252
Kozhikode	7594001442		
Wayanad	04936202343	04936202375	9072510900
Kannur	04972700194		
Kasargod	9061076590	9061079244	9061078026