



കേരള സർക്കാർ

[www.health.kerala.gov.in](http://www.health.kerala.gov.in)

**COVID-19 OUTBREAK CONTROL AND PREVENTION STATE CELL  
HEALTH&FAMILY WELFARE DEPARTMENT  
Govt of Kerala**

[controlroomdhsKERALA@gmail.com](mailto:controlroomdhsKERALA@gmail.com)

[www.dhs.kerala.gov.in](http://www.dhs.kerala.gov.in)

**Kerala HEALTH-COVID-19 DAILY VACCINATION BULLETIN**

**Date: 08/09/2022**

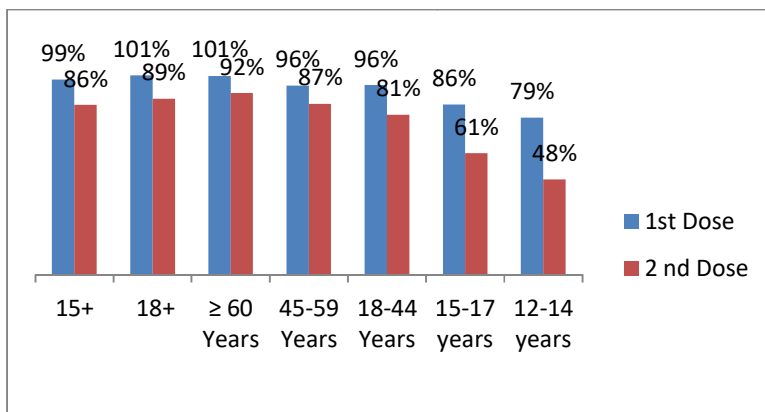
**OUR HEALTH OUR RESPONSIBILITY  
VACCINE ADVISORY**

- *People who are vaccinated with Covid Vaccine are reported to have reduced Covid related ICU admissions, serious disease and death.*
- *Early vaccination is useful to safeguard our life from this deadly disease.*
- *Vaccination sessions are planned as per the availability of vaccine. All are requested to cooperate.*
- *After receiving the first dose, second dose of Covishield vaccine is to be taken between 12–16weeks and second dose of Covaxin between 4-6 weeks.*
- *Covid vaccination is currently available to all above 12years. Children in 12-14 age group will get Corbevax and Children in 15-18 age group will get Covaxin.*
- *All person above 18 years will get precaution dose after 9 months or 39 weeks from the second dose. Health Staffs, Frontline workers and people above 60 years will get precaution dose free of cost from government CVC and others will get precaution dose from private CVC at the rate fixed by the Government . The Same vaccine administered as first and second dose is to be taken as precaution dose. People above 60 years with co-morbidities should take medical advice before receiving precaution dose.*
- *Vaccination is available free of cost in all Government covid vaccination centers, and at a nominal rate (as per the Gol order F.No.2079203/2021/Immunization) in selected private Hospitals.*
- **ENSURE ALL YOUR ELIGIBLE FAMILY MEMBERS ARE PROTECTED BY RECEIVING ANY OF THE AVAILABLE COVID VACCINE.**
- **“COVAXIN, COVISHIELD AND CORBEVAX ARE EQUALLY EFFECTIVE AND SAFE”**
- **“BE FULLY PROTECTED – GET THE SECOND DOSE AND PRECAUTION DOSE AT YOUR SCHEDULED TIME”**

### ANALYSIS

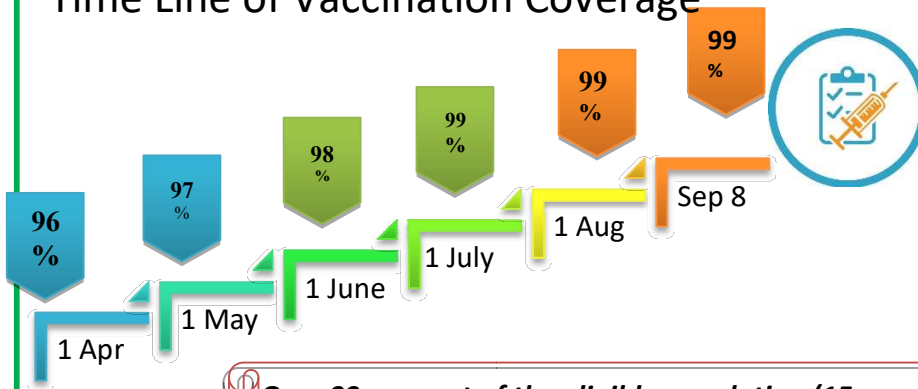
COVID-19 mass vaccinations are showing signs of preventing illness and steep decline in cases and hospital admissions in countries which done vaccination. Kerala started its vaccination for health care workers from January 16, 2021. The COVID-19 Vaccines Operational Guidelines issued by the Ministry of Health and Family Welfare, Govt. of India, 28th December 2020 and all subsequent Guidelines issued by Ministry of Health and Family Welfare, Govt of India are followed at the sites and all vaccination lanes

### Summary of COVID Vaccine Administered as on 08/09/2022 midnight



- 99%** of eligible population vaccinated with a single dose till September 08
- 86%** of eligible population vaccinated with double dose till September 08
- State has vaccinated about **86%** of children aged 15 - 17 years with a single dose

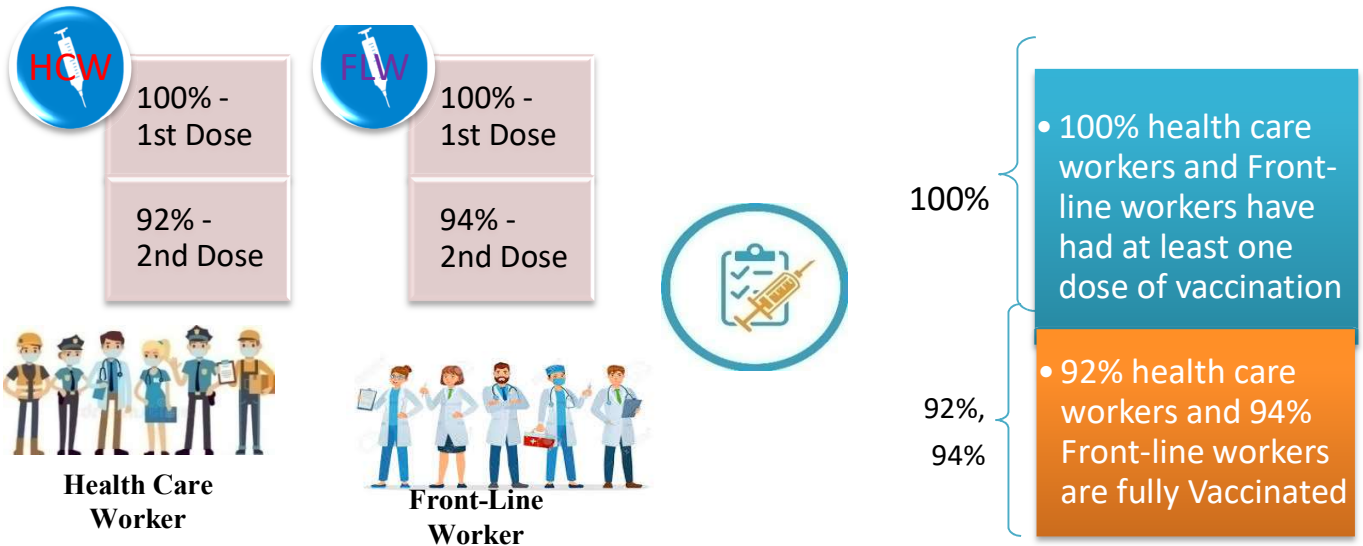
### Time Line of Vaccination Coverage



Kerala began administration of COVID 19 Vaccines on 16<sup>th</sup> January, 2021. As of 08<sup>th</sup> September 2022, Kerala has administered over 55 million doses overall, including first and second doses of vaccines.


**Over 99 per cent of the eligible population (15 + years) in Kerala has been administered the first dose of the Covid-19 vaccine. The state has achieved the target within 510 days since the beginning of the vaccination drive on January 16, 2021**

## Health Care Workers & Front-line Workers Vaccinated



### Are You Vaccinated? You Still Need to Practice: SMS

- Even after vaccination, follow COVID appropriate behavior
- Practice Social Distancing and greet without physical contact
- Always wear clean face mask
- Wash your hands thoroughly and frequently or use hand sanitizer
- Follow the current COVID 19 guidelines to prevent further spread
- Stay Safe. Stay Strong. Get Vaccinated



Even After Getting Vaccinated Keep Taking Precautions to Protect Your Self



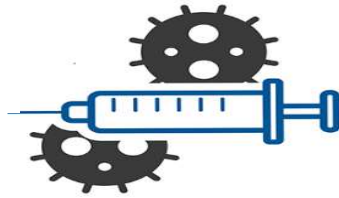
# The Race Towards Full Vaccination - Weekly Trend

30<sup>th</sup> July – 5<sup>th</sup> Aug, 2022

Kerala Administered over

## 1.87 Lakh

COVID Vaccine Doses during 30<sup>th</sup> July to 5<sup>th</sup> Aug, 2022



From 30<sup>th</sup> July to 5<sup>th</sup> Aug, 2022 on average

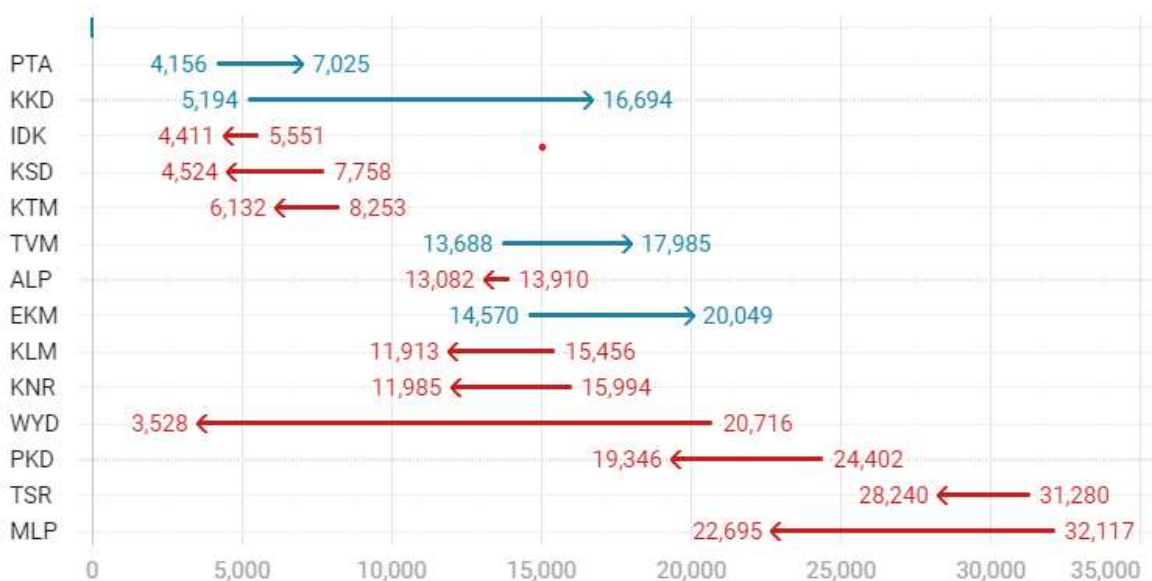
## 0.27 lakh

doses were administered daily.

Average Doses Administered Per day per week (in 1000)



Trend in average per day vaccination (in 1000) for the last two weeks

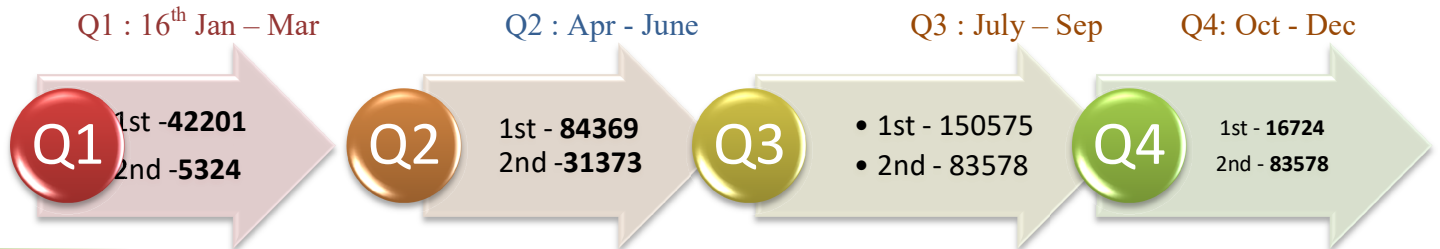


# Race Against Time – Vaccination Quarterly Status

(Q1:16<sup>th</sup> Jan-Mar, Q2: Apr-June, Q3: July-Sep, Q4: Oct - Dec)

## Daily Average Doses Administered per Quarter

In the first Quarter, only 42201 first doses and 5324 second doses were administered daily on average. During the second, third and fourth quarters, the daily vaccination of the first and second doses increased significantly.



## Vaccination Achievement per Quarter

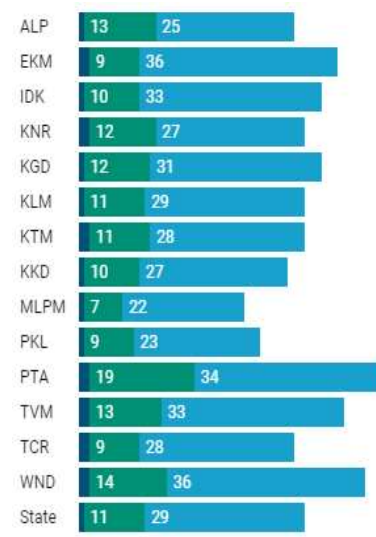
In the third quarter of the immunization drive, 52% of the eligible population (18 + age) in Kerala were given the first dose and 29% the second dose.

■ Q1 ■ Q2 ■ Q3

### First Dose

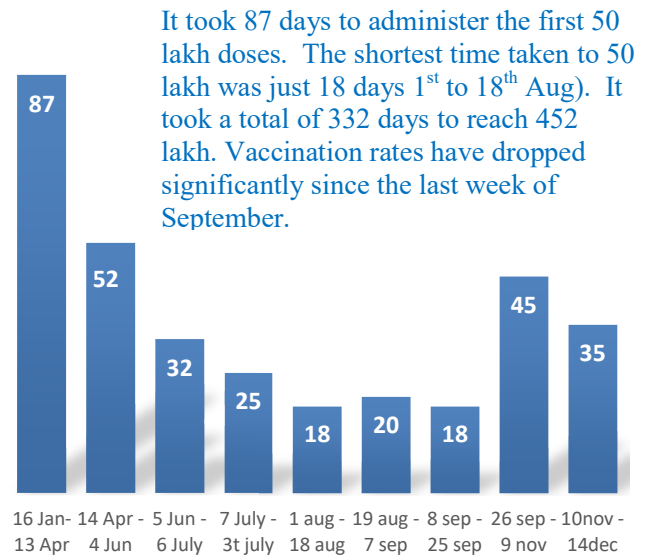


### Second Dose



## Dose Progression

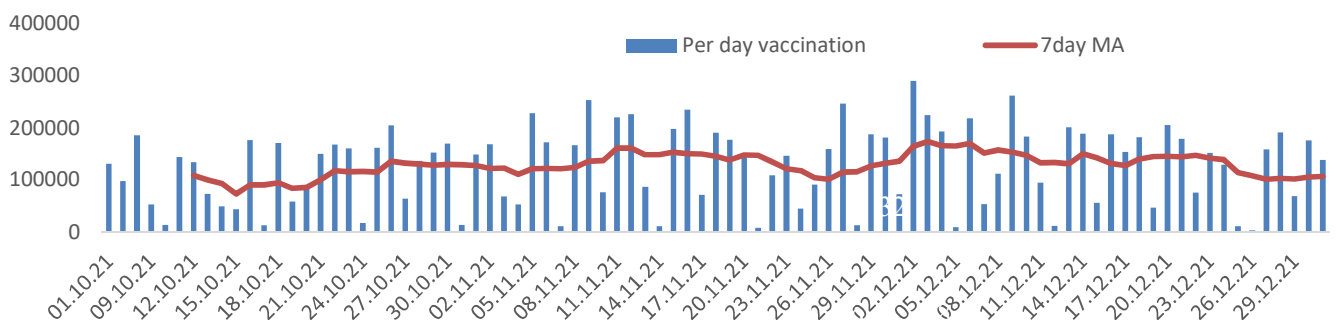
The chart shows the days taken for total COVID-19 Vaccination doses (both first and second) in Kerala to cross every 50 lakh dose mark



It took 87 days to administer the first 50 lakh doses. The shortest time taken to 50 lakh was just 18 days 1<sup>st</sup> to 18<sup>th</sup> Aug). It took a total of 332 days to reach 452 lakh. Vaccination rates have dropped significantly since the last week of September.

## Vaccine Administered per Day and 7 days Moving Average in Last Quarter (Oct -Dec)

The seven-day moving average of daily doses in the last quarter showed a peak on December 2<sup>nd</sup> and continued to fluctuate thereafter



## Important Message to the Public

- a. *Infection or infection rate is only a part and disease manifestation of disease is to be monitored*
- b. *Fatality among vaccinated people is very less. Disease severity among vaccinated people is less.*
- c. *People with comorbidity should be careful. Once detected covid positive they should get admitted and do not stay at home.*
- d. *Death in covid positive cases are among unvaccinated people, especially having comorbidities like Diabetes and Hypertension*
- e. *Late arrival to hospitals is one of the reason for Death among people with comorbidities*
- f. *Vaccinated people, only if symptomatic are advised to consult Doctor.*
- g. *Non Vaccinated people, if symptomatic, may do RTPCR test*
- h. *Antigen testing is only for emergency purpose*
- i. *Non vaccinated people with co-morbidities to do testing by RTPCR and consult doctor*
- j. *Repeat RTPCR is not needed among the people who are detected COVID positive in the previous 2 months*
- k. *All young person detected positive and at home isolation should do glucose test*



TABLE1.Total Vaccination done in the State as on 08/09/2022 midnight

State Summary (15+ years)-Total doses administered till 09/09/2022 at 12 AM								
District	Target	First Dose	Percent age	Second Dose	Percentage*	Precaution Dose	Percentage	Total doses administered
Alappuzha	1829568	1739113	95%	1627512	89%	257847	17%	36,24,472
Ernakulam	3217878	3313332	104%	2844693	89%	351978	13%	65,10,003
Idukki	950762	961930	101%	812551	86%	71767	10%	18,46,248
Kannur	2100307	2173013	103%	1928135	92%	200203	11%	43,01,351
Kasaragod	1092141	1059203	97%	889699	81%	62023	8%	20,10,925
Kollam	2268371	2231175	98%	1947190	86%	222968	12%	44,01,333
Kottayam	1704500	1680235	99%	1490644	88%	190516	14%	33,61,395
Kozhikode	2746273	2701688	98%	2243292	82%	194737	9%	51,39,717
Malappuram	3386535	3461199	102%	2708527	80%	179657	7%	63,49,383
Palakkad	2349082	2343269	100%	2036360	87%	238587	13%	46,18,216
Pathanamthitta	1118564	1157674	103%	992770	89%	176327	19%	23,26,771
Thiruvananthapuram	2914006	2898329	99%	2528471	87%	326167	14%	57,52,967
Thrissur	2767777	2649678	96%	2475222	89%	413075	18%	55,37,975
Wayanad	716933	751344	105%	653313	91%	55134	9%	14,59,791
<b>Grand Total</b>	<b>29,162,697</b>	<b>2,91,21,182</b>	<b>99%</b>	<b>2,51,78,207</b>	<b>86%</b>	<b>29,38,350</b>	<b>13%</b>	<b>5,72,37,739</b>

TABLE2.Covid-19 Vaccination Center Functional in the State as on 08/09/2022 midnight(09/09/2022 12AM)

DISTRICTS	12+	15+	18+	Total
Alappuzha	0	0	0	92
Ernakulam	0	2	3	60
Idukki	0	0	2	8
Kannur	0	0	0	25
Kasaragod	2	2	3	13
Kollam	0	0	0	25
Kottayam	0	0	1	46
Kozhikode	0	0	4	41
Malappuram	0	0	0	16
Palakkad	1	0	1	15
Pathanamthitta	0	0	1	5
Thiruvananthapuram	0	2	4	9
Thrissur	0	0	0	60
Wayanad	0	0	0	7
<b>GrandTotal</b>	<b>3</b>	<b>6</b>	<b>19</b>	<b>28</b>

TABLE3. Health Care Workers Coverage as on 08/09/2022 midnight

<i>DISTRICT</i>	<i>1st DOSE</i>	<i>2nd Dose</i>	<i>% fully vaccinated</i>	<i>Precaution dose</i>	<i>Precaution dose (%) *</i>
<b>Alappuzha</b>	29023	27262	94%	15278	56%
<b>Ernakulam</b>	85572	75897	89%	34807	46%
<b>Idukki</b>	13556	13027	96%	6743	52%
<b>Kannur</b>	40390	37577	93%	19999	53%
<b>Kasaragod</b>	11611	10827	93%	5241	49%
<b>Kollam</b>	36043	33851	94%	16994	50%
<b>Kottayam</b>	38709	36350	94%	18737	52%
<b>Kozhikode</b>	52736	47991	91%	20221	42%
<b>Malappuram</b>	44835	42040	94%	20248	48%
<b>Palakkad</b>	34677	32046	92%	17150	54%
<b>Pathanamthitta</b>	29338	25118	86%	13280	53%
<b>Thiruvananthapuram</b>	73435	66460	91%	30266	46%
<b>Thrissur</b>	51910	49234	95%	29452	60%
<b>Wayanad</b>	13985	13306	95%	7300	55%
<b>Grand Total</b>	<b>555820</b>	<b>510986</b>	<b>92%</b>	<b>255716</b>	<b>50%</b>

1st Dose coverage for HCW is 100%

\*Proportion of beneficiaries who are eligible ( completed 9 months after 2nd dose )

TABLE4. Frontline workers Coverage as on 08/09/2022 midnight

<i>DISTRICT</i>	<i>1st dose</i>	<i>2nd Dose</i>	<i>% fully vaccinated</i>	<i>Precaution dose</i>	<i>Precaution dose(%) *</i>
<b>Alappuzha</b>	39133	36779	94%	15084	41%
<b>Ernakulam</b>	54937	50393	92%	20436	41%
<b>Idukki</b>	22998	21370	93%	6530	31%
<b>Kannur</b>	41387	39991	97%	14482	36%
<b>Kasaragod</b>	24615	22506	91%	6914	31%
<b>Kollam</b>	42237	38888	92%	12210	31%
<b>Kottayam</b>	32143	30623	95%	12342	40%
<b>Kozhikode</b>	55275	52596	95%	11183	21%
<b>Malappuram</b>	53923	51326	95%	15963	31%
<b>Palakkad</b>	48097	45587	95%	19131	42%
<b>Pathanamthitta</b>	25252	22562	89%	8163	36%
<b>Thiruvananthapuram</b>	73015	67697	93%	26850	40%
<b>Thrissur</b>	41911	40764	97%	21138	52%
<b>Wayanad</b>	17022	16104	95%	4703	29%
<b>Grand Total</b>	<b>571945</b>	<b>537186</b>	<b>94%</b>	<b>195129</b>	<b>36%</b>

1st Dose coverage for FLW is 100%

\*Proportion of beneficiaries who are eligible ( completed 9 months after 2nd dose )



TABLE5.Age-Appropriate Group (45-59 Years) Coverage as on 08/09/2022 midnight

Table 5: Age appropriate group (45-59 years) coverage							
45-59 years Coverage as on		09/09/2022		at 12 AM			
District	Target	1st Dose Coverage	Percentage	2nd Dose Coverage	Percentage fully vaccinated	Precaution dose	%
Alappuzha	535436	439221	82%	417193	78%	36332	9%
Ernakulam	809349	784102	97%	704852	87%	41637	6%
Idukki	237564	247051	104%	219600	92%	9311	4%
Kannur	527295	516130	98%	481474	91%	23614	5%
Kasaragod	253027	252387	100%	224553	89%	6131	3%
Kollam	541201	560391	104%	504088	93%	28676	6%
Kottayam	478470	414354	87%	375925	79%	17999	5%
Kozhikode	658949	655660	100%	583538	89%	24538	4%
Malappuram	733338	723529	99%	631939	86%	26482	4%
Palakkad	614226	547465	89%	501749	82%	37413	8%
Pathanamthitta	264372	281985	107%	252264	95%	18425	7%
Thiruvananthapuram	735836	682059	93%	615216	84%	38306	6%
Thrissur	689418	664407	96%	627614	91%	72613	12%
Wayanad	170537	177183	104%	164439	96%	6224	4%
<b>Grand Total</b>	<b>7249018</b>	<b>69,45,924</b>	<b>96%</b>	<b>63,04,444</b>	<b>87%</b>	<b>386842</b>	<b>6%</b>

TABLE6.Age-Appropriate Group (≥60 Years) Coverage as on 08/09/2022midnight

Table 6: Age appropriate group (≥ 60 years) coverage							
≥ 60 years Coverage as on		09/09/2022		at 12 AM			
District	Target	1st Dose Coverage	Percentage	2nd Dose Coverage	Percentage fully vaccinated	Precaution dose	%
Alappuzha	424565	429249	101%	401745	95%	159828	40%
Ernakulam	673885	676716	100%	622449	92%	205804	33%
Idukki	193981	194636	100%	173479	89%	39842	23%
Kannur	438602	444638	101%	413367	94%	121951	30%
Kasaragod	182460	181760	100%	160595	88%	37579	24%
Kollam	497558	499728	100%	456199	92%	139629	31%
Kottayam	418008	419907	100%	385167	92%	124664	33%
Kozhikode	526896	529467	100%	481040	91%	117603	25%
Malappuram	477642	488355	102%	435880	91%	91479	21%
Palakkad	437708	439946	101%	402990	92%	131557	33%
Pathanamthitta	311297	312444	100%	281238	90%	120874	43%
Thiruvananthapuram	630465	633307	100%	572628	91%	190137	33%
Thrissur	581781	588480	101%	559534	96%	225182	41%
Wayanad	128009	128342	100%	114608	90%	31406	28%
<b>Grand Total</b>	<b>5922857</b>	<b>59,66,975</b>	<b>101%</b>	<b>54,60,919</b>	<b>92%</b>	<b>17,37,535</b>	<b>32%</b>

TABLE 6. Age-Appropriate Group (18-44 Years) Coverage as on 08/09/2022 midnight

18-44 years Coverage as on 09/09/2022 at 12 AM							
District	Target	First Dose					
		1st Dose Coverage	Percentage	2nd Dose Coverage	Percentage fully vaccinated	Precaution dose	%
Alappuzha	744178	670941	90%	638231	86%	31325	5%
Ernakulam	1470864	1513739	103%	1245059	85%	49294	4%
Idukki	437537	420123	96%	337058	77%	9341	3%
Kannur	947964	967054	102%	838827	88%	20157	3%
Kasaragod	556876	502674	90%	414147	74%	6158	2%
Kollam	1054752	934301	89%	801193	76%	25459	3%
Kottayam	665544	656788	99%	573971	86%	16774	3%
Kozhikode	1313678	1225630	93%	981220	75%	21192	2%
Malappuram	1777378	1835097	103%	1409486	79%	25485	2%
Palakkad	1088327	1088203	100%	926485	85%	33336	4%
Pathanamthitta	460819	444043	96%	360655	78%	15585	4%
Thiruvananthapuram	1309099	1251083	96%	1073925	82%	40608	4%
Thrissur	1274465	1099867	86%	1037760	81%	64690	7%
Wayanad	361152	355000	98%	304061	84%	5501	2%
<b>Grand Total</b>	<b>13462633</b>	<b>1,29,64,543</b>	<b>96%</b>	<b>1,09,42,078</b>	<b>81%</b>	<b>363128</b>	<b>3%</b>
*Among those who have taken first dose							

TABLE 7. Age-Appropriate Group (15-17 Years) Coverage as on 08/09/2022 midnight

15-17 years Coverage as on 09/09/2022 at 12 AM					
District	Target	1st Dose Coverage	Percentage	2nd Dose Coverage	Percentage fully vaccinated
Alappuzha	80832	80178	99%	67199	83%
Ernakulam	140530	120970	86%	94821	67%
Idukki	51339	39115	76%	31604	62%
Kannur	97722	102957	105%	77605	79%
Kasaragod	60496	53019	88%	37003	61%
Kollam	105234	100079	95%	75798	72%
Kottayam	85400	72153	84%	56827	67%
Kozhikode	143028	115828	81%	67216	47%
Malappuram	241212	195315	81%	98909	41%
Palakkad	132742	119812	90%	90570	68%
Pathanamthitta	48854	40842	84%	33285	68%
Thiruvananthapuram	145238	114626	79%	82920	57%
Thrissur	123540	126355	102%	101671	82%
Wayanad	29245	37412	128%	26967	92%
<b>Grand Total</b>	<b>15,34,000</b>	<b>13,18,661</b>	<b>86%</b>	<b>9,42,223</b>	<b>61%</b>

Table 8: Age appropriate group (12-14 years) Coverage as on 08/09/2022 midnight

12-14 years Coverage as on 09/09/2022 at 12 AM					
District	Target	1st Dose Coverage	Percentage	2nd Dose Coverage	Percentage fully vaccinated
Alappuzha	43284	51368	119%	39103	90%
Ernakulam	90244	77296	86%	51222	57%
Idukki	29672	24451	82%	16413	55%
Kannur	89079	60457	68%	39294	44%
Kasaragod	39968	33137	83%	20068	50%
Kollam	69984	58396	83%	37173	53%
Kottayam	55571	46181	83%	31781	57%
Kozhikode	103644	67092	65%	29691	29%
Malappuram	159652	120145	75%	38947	24%
Palakkad	75249	65069	86%	36933	49%
Pathanamthitta	33203	23770	72%	17648	53%
Thiruvananthapuram	93804	70804	75%	49625	53%
Thrissur	99789	76748	77%	58645	59%
Wayanad	27857	22400	80%	13828	50%
<b>Grand Total</b>	<b>10,11,000</b>	<b>7,97,314</b>	<b>79%</b>	<b>4,80,371</b>	<b>48%</b>

TABLE9.State Summary (18+) as on 08/09/2022 midnight

State Summary (18+) 09/09/2022 at 12 AM							
District	Target	First Dose	Percentage	Second Dose	Percentage*	Precaution Dose	Percentage
Alappuzha	1704179	1607567	94%	1521210	89%	257847	17%
Ernakulam	2954098	3115066	105%	2698650	91%	351978	13%
Idukki	869082	898364	103%	764534	88%	71767	10%
Kannur	1913861	2009599	105%	1811236	95%	200203	11%
Kasaragod	992363	973047	98%	832628	84%	62023	8%
Kollam	2093511	2072700	99%	1834219	88%	222968	12%
Kottayam	1562022	1561901	100%	1402036	90%	190516	14%
Kozhikode	2499523	2518768	101%	2146385	86%	194737	9%
Malappuram	2988358	3145739	105%	2570671	86%	179657	7%
Palakkad	2140261	2158388	101%	1908857	89%	238587	13%
Pathanamthitta	1036488	1093062	105%	941837	91%	176327	19%
Thiruvananthapuram	2675400	2712899	101%	2395926	90%	326167	14%
Thrissur	2545664	2446575	96%	2314906	91%	413075	18%
Wayanad	659698	691532	105%	612518	93%	55134	9%
<b>Grand Total</b>	<b>2,66,34,508</b>	<b>2,70,05,207</b>	<b>101%</b>	<b>2,37,55,613</b>	<b>89%</b>	<b>2938350</b>	<b>13%</b>

\*Revised target population(> 18 years) as per MOHFW is 2.67 crores

\*As per letter from Additional Secretary MOHFW- D O No 2317579/2021/Imm dated 15/09/2021

TABLE 10. Achievement for the day 08/09/2022 midnight

Daily achievement 08/09/2022				
District	First Dose	Second Dose	Precaution dose	Total Doses Administered
Alappuzha	67	666	117	180
Ernakulam	282	2033	689	657
Idukki	155	2007	101	81
Kannur	574	4524	537	491
Kasaragod	350	2888	67	0
Kollam	211	1994	416	443
Kottayam	114	1056	464	608
Kozhikode	381	2676	162	99
Malappuram	704	5244	259	248
Palakkad	736	8269	339	271
Pathanamthitta	45	500	242	420
Thiruvananthapuram	175	1225	584	676
Thrissur	180	2159	562	377
Wayanad	56	542	102	23
<b>Grand Total</b>	<b>4030</b>	<b>35783</b>	<b>4641</b>	<b>44454</b>

\*\* Vaccine stock details couldn't be downloaded from e-VIN portal as the portal is down.

TABLE11.COVID Vaccination related sites

<a href="mailto:support@cowin.gov.in">support@cowin.gov.in</a> <a href="https://www.cowin.gov.in/home">https://www.cowin.gov.in/home</a> <a href="https://dashboard.kerala.gov.in/">https://dashboard.kerala.gov.in/</a> <a href="https://dhs.kerala.gov.in/https://aogyakeralam.gov.in/https://sha.kerala.gov.in/">https://dhs.kerala.gov.in/https://aogyakeralam.gov.in/https://sha.kerala.gov.in/</a>
---

TABLE10.COVID Vaccination related Helpline numbers

National/State/District	Line1	Line2	Line3
National Helpline	1075	+91 1123978046	0120 4473222
Disha	1056	04712552056	
StateCallCenter	04712309251	04712309252	04712309255
Thiruvananthapuram	9188610100	1077	
Kollam	04742797609	8589015556	
Pathanamthitta	04682222515	04682228220	
Alappuzha	04772239999		
Kottayam	04812565200	04812304800	04812581900
Idukki	18004255640	04862232220	04862233118
Ernakulam	9072303861		
Thrissur	9400066921	9400066922	9400066923
Palakkad	04912505264	04912505189	8943341439
Malappuram	04832733253	04832737858	04832733252
Kozhikode	7594001442		
Wayanad	04936202343	04936202375	9072510900
Kannur	04972700194		
Kasargod	9061076590	9061079244	9061078026