



കേരള സർക്കാർ

www.health.kerala.gov.in

**COVID-19 OUTBREAK CONTROL AND PREVENTION STATE CELL
HEALTH&FAMILY WELFARE DEPARTMENT
Govt of Kerala**

controlroomdhskerala@gmail.com

www.dhs.kerala.gov.in

Kerala HEALTH-COVID-19 DAILY VACCINATION BULLETIN

Date: 30/08/2022

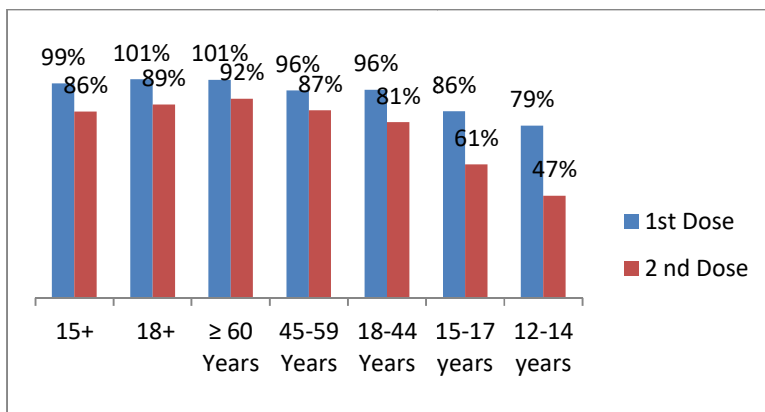
**OUR HEALTH OUR RESPONSIBILITY
VACCINE ADVISORY**

- *People who are vaccinated with Covid Vaccine are reported to have reduced Covid related ICU admissions, serious disease and death.*
- *Early vaccination is useful to safeguard our life from this deadly disease.*
- *Vaccination sessions are planned as per the availability of vaccine. All are requested to cooperate.*
- *After receiving the first dose, second dose of Covishield vaccine is to be taken between 12–16weeks and second dose of Covaxin between 4-6 weeks.*
- *Covid vaccination is currently available to all above 12years. Children in 12-14 age group will get Corbevax and Children in 15-18 age group will get Covaxin.*
- *All person above 18 years will get precaution dose after 9 months or 39 weeks from the second dose. Health Staffs, Frontline workers and people above 60 years will get precaution dose free of cost from government CVC and others will get precaution dose from private CVC at the rate fixed by the Government . The Same vaccine administered as first and second dose is to be taken as precaution dose. People above 60 years with co-morbidities should take medical advice before receiving precaution dose.*
- *Vaccination is available free of cost in all Government covid vaccination centers, and at a nominal rate (as per the Gol order F.No.2079203/2021/Immunization) in selected private Hospitals.*
- **ENSURE ALL YOUR ELIGIBLE FAMILY MEMBERS ARE PROTECTED BY RECEIVING ANY OF THE AVAILABLE COVID VACCINE.**
- **“COVAXIN, COVISHIELD AND CORBEVAX ARE EQUALLY EFFECTIVE AND SAFE”**
- **“BE FULLY PROTECTED – GET THE SECOND DOSE AND PRECAUTION DOSE AT YOUR SCHEDULED TIME”**

ANALYSIS

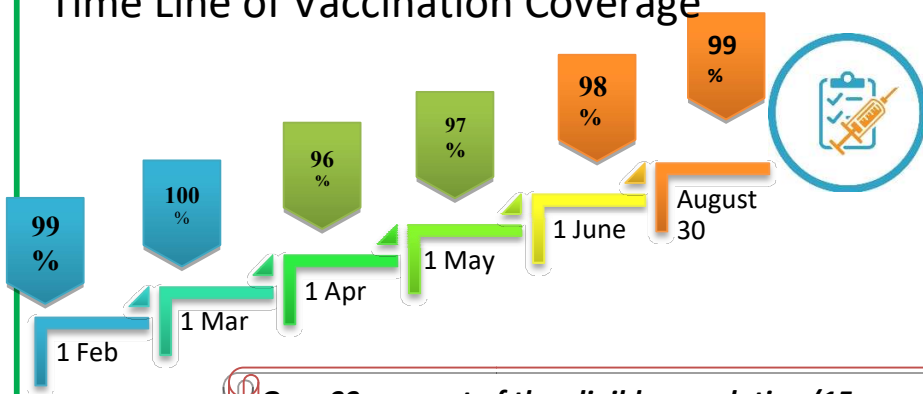
COVID-19 mass vaccinations are showing signs of preventing illness and steep decline in cases and hospital admissions in countries which done vaccination. Kerala started its vaccination for health care workers from January 16, 2021. The COVID-19 Vaccines Operational Guidelines issued by the Ministry of Health and Family Welfare, Govt. of India, 28th December 2020 and all subsequent Guidelines issued by Ministry of Health and Family Welfare, Govt of India are followed at the sites and all vaccination lanes

Summary of COVID Vaccine Administered as on 30/08/2022 midnight



- 99%** of eligible population vaccinated with a single dose till August 30
- 86%** of eligible population vaccinated with double dose till August 30
- State has vaccinated about **86%** of children aged 15 - 17 years with a single dose

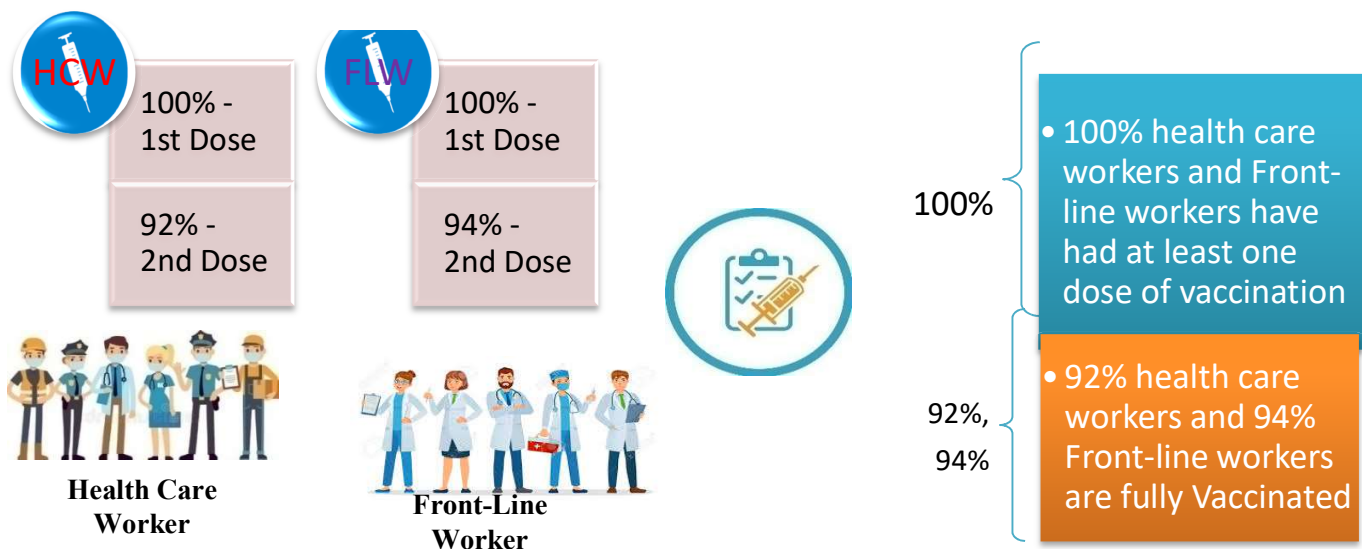
Time Line of Vaccination Coverage



Kerala began administration of COVID 19 Vaccines on 16th January, 2021. As of 30th August 2022, Kerala has administered over 55 million doses overall, including first and second doses of vaccines.


Over 99 per cent of the eligible population (15 + years) in Kerala has been administered the first dose of the Covid-19 vaccine. The state has achieved the target within 510 days since the beginning of the vaccination drive on January 16, 2021

Health Care Workers & Front-line Workers Vaccinated



Are You Vaccinated? You Still Need to Practice: SMS

- Even after vaccination, follow COVID appropriate behavior
- Practice Social Distancing and greet without physical contact
- Always wear clean face mask
- Wash your hands thoroughly and frequently or use hand sanitizer
- Follow the current COVID 19 guidelines to prevent further spread
- Stay Safe. Stay Strong. Get Vaccinated



Even After Getting Vaccinated Keep Taking Precautions to Protect Your Self



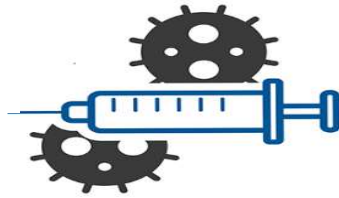
The Race Towards Full Vaccination - Weekly Trend

30th July – 5th Aug, 2022

Kerala Administered over

1.87 Lakh

COVID Vaccine Doses during 30th July to 5th Aug, 2022



From 30th July to 5th Aug, 2022 on average

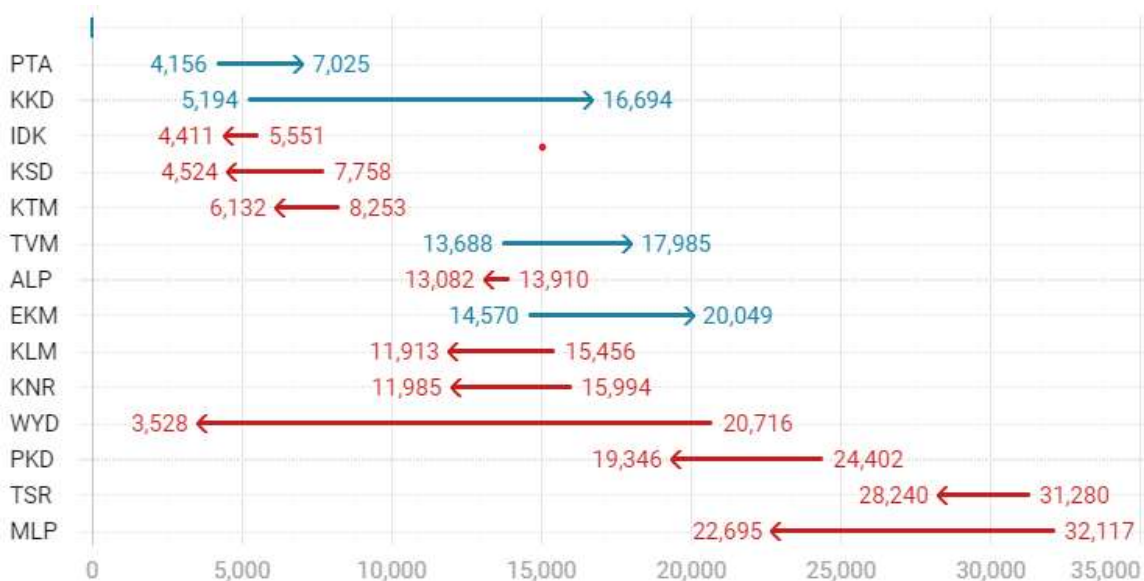
0.27 lakh

doses were administered daily.

Average Doses Administered Per day per week (in 1000)



Trend in average per day vaccination (in 1000) for the last two weeks

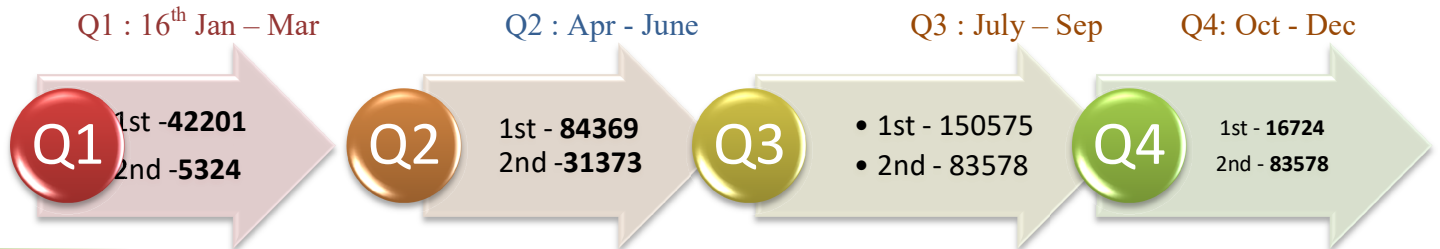


Race Against Time – Vaccination Quarterly Status

(Q1:16th Jan-Mar, Q2: Apr-June, Q3: July-Sep, Q4: Oct - Dec)

Daily Average Doses Administered per Quarter

In the first Quarter, only 42201 first doses and 5324 second doses were administered daily on average. During the second, third and fourth quarters, the daily vaccination of the first and second doses increased significantly.



Vaccination Achievement per Quarter

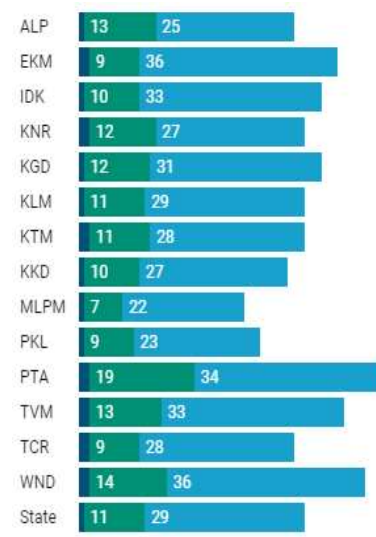
In the third quarter of the immunization drive, 52% of the eligible population (18 + age) in Kerala were given the first dose and 29% the second dose.

■ Q1 ■ Q2 ■ Q3

First Dose

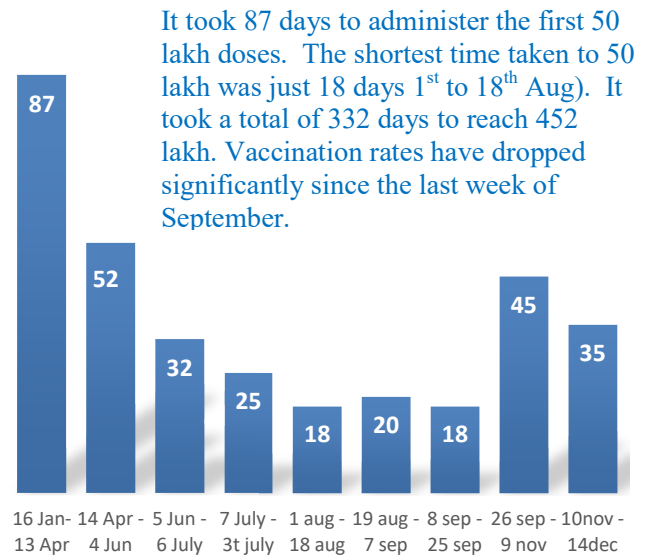


Second Dose



Dose Progression

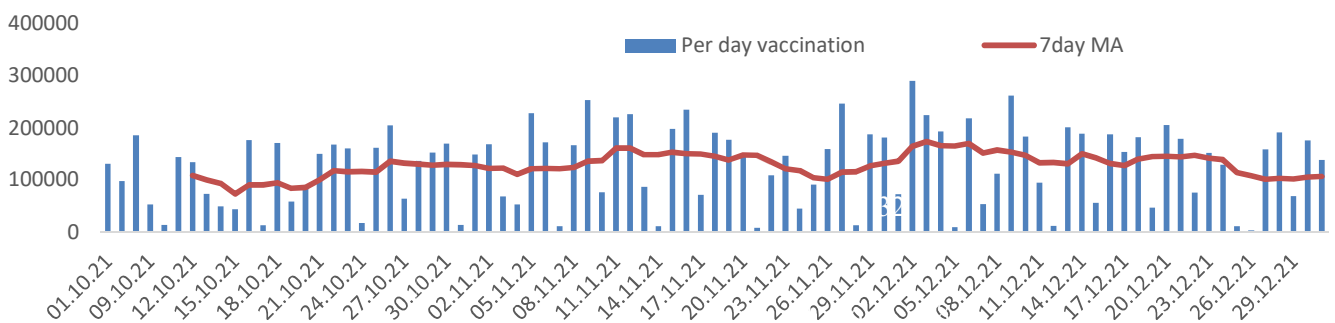
The chart shows the days taken for total COVID-19 Vaccination doses (both first and second) in Kerala to cross every 50 lakh dose mark



It took 87 days to administer the first 50 lakh doses. The shortest time taken to 50 lakh was just 18 days 1st to 18th Aug). It took a total of 332 days to reach 452 lakh. Vaccination rates have dropped significantly since the last week of September.

Vaccine Administered per Day and 7 days Moving Average in Last Quarter (Oct -Dec)

The seven-day moving average of daily doses in the last quarter showed a peak on December 2nd and continued to fluctuate thereafter



Important Message to the Public

- a. *Infection or infection rate is only a part and disease manifestation of disease is to be monitored*
- b. *Fatality among vaccinated people is very less. Disease severity among vaccinated people is less.*
- c. *People with comorbidity should be careful. Once detected covid positive they should get admitted and do not stay at home.*
- d. *Death in covid positive cases are among unvaccinated people, especially having comorbidities like Diabetes and Hypertension*
- e. *Late arrival to hospitals is one of the reason for Death among people with comorbidities*
- f. *Vaccinated people, only if symptomatic are advised to consult Doctor.*
- g. *Non Vaccinated people, if symptomatic, may do RTPCR test*
- h. *Antigen testing is only for emergency purpose*
- i. *Non vaccinated people with co-morbidities to do testing by RTPCR and consult doctor*
- j. *Repeat RTPCR is not needed among the people who are detected COVID positive in the previous 2 months*
- k. *All young person detected positive and at home isolation should do glucose test*

TABLE1.Total Vaccination done in the State as on 30/08/2022 midnight

State Summary (15+ years)-Total doses administered till 31/08/2022 at 12 AM								
District	Target	First Dose	Percent age	Second Dose	Percentage*	Precaution Dose	Percentage	Total doses administered
Alappuzha	1829568	1739009	95%	1627188	89%	256246	17%	36,22,443
Ernakulam	3217878	3313084	104%	2843725	89%	349590	13%	65,06,399
Idukki	950762	961883	101%	812357	86%	71541	10%	18,45,781
Kannur	2100307	2172828	103%	1927511	92%	198974	11%	42,99,313
Kasaragod	1092141	1059164	97%	889521	81%	61840	8%	20,10,525
Kollam	2268371	2231024	98%	1946645	86%	221825	12%	43,99,494
Kottayam	1704500	1680125	99%	1490280	88%	189488	14%	33,59,893
Kozhikode	2746273	2701461	98%	2242423	82%	193663	9%	51,37,547
Malappuram	3386535	3460931	102%	2707396	80%	177349	7%	63,45,676
Palakkad	2349082	2342700	100%	2035115	87%	237862	13%	46,15,677
Pathanamthitta	1118564	1157602	103%	992578	89%	175513	19%	23,25,693
Thiruvananthapuram	2914006	2898201	99%	2527869	87%	325005	14%	57,51,075
Thrissur	2767777	2649473	96%	2474549	89%	411706	18%	55,35,728
Wayanad	716933	751324	105%	653229	91%	54896	9%	14,59,449
Grand Total	29,162,697	2,91,18,809	99%	2,51,70,386	86%	29,25,498	13%	5,72,14,693

TABLE2.Covid-19 Vaccination Center Functional in the State as on 30/08/2022 midnight(31/08/2022 12AM)

DISTRICTS	12+	15+	18+	Total
Alappuzha	0	0	8	8
Ernakulam	0	8	61	69
Idukki	0	1	9	10
Kannur	1	3	17	21
Kasaragod	9	4	11	24
Kollam	2	6	34	42
Kottayam	0	0	165	165
Kozhikode	0	0	15	15
Malappuram	2	2	14	18
Palakkad	0	10	8	18
Pathanamthitta	0	10	40	50
Thiruvananthapuram	0	0	124	124
Thrissur	0	1	9	10
Wayanad	0	1	1	2
GrandTotal	14	46	516	576

TABLE3. Health Care Workers Coverage as on 30/08/2022 midnight

<i>DISTRICT</i>	<i>1st DOSE</i>	<i>2nd Dose</i>	<i>% fully vaccinated</i>	<i>Precaution dose</i>	<i>Precaution dose (%) *</i>
Alappuzha	29023	27261	94%	15248	56%
Ernakulam	85572	75895	89%	34750	46%
Idukki	13556	13027	96%	6736	52%
Kannur	40390	37577	93%	19977	53%
Kasaragod	11611	10827	93%	5238	49%
Kollam	36043	33851	94%	16957	50%
Kottayam	38708	36350	94%	18662	52%
Kozhikode	52736	47987	91%	20176	42%
Malappuram	44835	42038	94%	20174	48%
Palakkad	34677	32046	92%	17142	54%
Pathanamthitta	29338	25118	86%	13264	53%
Thiruvananthapuram	73435	66458	90%	30237	46%
Thrissur	51910	49231	95%	29398	60%
Wayanad	13985	13306	95%	7294	55%
Grand Total	555819	510972	92%	255253	50%

1st Dose coverage for HCW is 100%

*Proportion of beneficiaries who are eligible (completed 9 months after 2nd dose)

TABLE4. Frontline workers Coverage as on 30/08/2022 midnight

<i>DISTRICT</i>	<i>1st dose</i>	<i>2nd Dose</i>	<i>% fully vaccinated</i>	<i>Precaution dose</i>	<i>Precaution dose(%) *</i>
Alappuzha	39133	36778	94%	15064	41%
Ernakulam	54937	50392	92%	20371	41%
Idukki	22998	21370	93%	6526	31%
Kannur	41387	39991	97%	14463	36%
Kasaragod	24615	22506	91%	6912	31%
Kollam	42237	38885	92%	12185	31%
Kottayam	32142	30621	95%	12327	40%
Kozhikode	55275	52593	95%	11145	21%
Malappuram	53922	51323	95%	15926	31%
Palakkad	48097	45586	95%	19119	42%
Pathanamthitta	25252	22561	89%	8151	36%
Thiruvananthapuram	73014	67696	93%	26822	40%
Thrissur	41911	40764	97%	21113	52%
Wayanad	17022	16104	95%	4697	29%
Grand Total	571942	537170	94%	194821	36%

1st Dose coverage for FLW is 100%

*Proportion of beneficiaries who are eligible (completed 9 months after 2nd dose)

TABLE5.Age-Appropriate Group (45-59 Years) Coverage as on 30/08/2022 midnight

Table 5: Age appropriate group (45-59 years) coverage							
45-59 years Coverage as on				31/08/2022 at 12 AM			
District	Target	1st Dose Coverage	Percentage	2nd Dose Coverage	Percentage fully vaccinated	Precaution dose	%
Alappuzha	535436	439212	82%	417173	78%	35860	9%
Ernakulam	809349	784085	97%	704815	87%	41068	6%
Idukki	237564	247050	104%	219594	92%	9256	4%
Kannur	527295	516125	98%	481450	91%	23230	5%
Kasaragod	253027	252380	100%	224540	89%	6074	3%
Kollam	541201	560381	104%	504069	93%	28335	6%
Kottayam	478470	414345	87%	375896	79%	17746	5%
Kozhikode	658949	655645	99%	583493	89%	24262	4%
Malappuram	733338	723510	99%	631835	86%	25842	4%
Palakkad	614226	547459	89%	501733	82%	37195	8%
Pathanamthitta	264372	281982	107%	252253	95%	18176	7%
Thiruvananthapuram	735836	682053	93%	615194	84%	37996	6%
Thrissur	689418	664402	96%	627598	91%	72259	12%
Wayanad	170537	177182	104%	164432	96%	6136	4%
Grand Total	7249018	69,45,811	96%	63,04,075	87%	383435	6%

TABLE6.Age-Appropriate Group (≥60 Years) Coverage as on 30/08/2022midnight

Table 6: Age appropriate group (≥ 60 years) coverage							
≥ 60 years Coverage as on				31/08/2022 at 12 AM			
District	Target	1st Dose Coverage	Percentage	2nd Dose Coverage	Percentage fully vaccinated	Precaution dose	%
Alappuzha	424565	429247	101%	401732	95%	159518	40%
Ernakulam	673885	676707	100%	622433	92%	205310	33%
Idukki	193981	194636	100%	173478	89%	39803	23%
Kannur	438602	444635	101%	413354	94%	121731	30%
Kasaragod	182460	181759	100%	160590	88%	37559	24%
Kollam	497558	499726	100%	456187	92%	139438	31%
Kottayam	418008	419905	100%	385153	92%	124453	33%
Kozhikode	526896	529462	100%	481019	91%	117409	25%
Malappuram	477642	488347	102%	435838	91%	91137	21%
Palakkad	437708	439946	101%	402987	92%	131481	33%
Pathanamthitta	311297	312441	100%	281236	90%	120748	43%
Thiruvananthapuram	630465	633303	100%	572613	91%	189945	33%
Thrissur	581781	588477	101%	559526	96%	224992	41%
Wayanad	128009	128342	100%	114608	90%	31385	28%
Grand Total	5922857	59,66,933	101%	54,60,754	92%	17,34,909	32%

TABLE 6. Age-Appropriate Group (18-44 Years) Coverage as on 30/08/2022 midnight

18-44 years Coverage as on 31/08/2022 at 12 AM							
District	Target	First Dose					
		1st Dose Coverage	Percentage	2nd Dose Coverage	Percentage fully vaccinated	Precaution dose	%
Alappuzha	744178	670914	90%	638114	86%	30556	5%
Ernakulam	1470864	1513657	103%	1244722	85%	48091	4%
Idukki	437537	420115	96%	337004	77%	9220	3%
Kannur	947964	967007	102%	838634	88%	19573	2%
Kasaragod	556876	502648	90%	414032	74%	6057	2%
Kollam	1054752	934267	89%	801047	76%	24910	3%
Kottayam	665544	656760	99%	573848	86%	16300	3%
Kozhikode	1313678	1225525	93%	980880	75%	20671	2%
Malappuram	1777378	1834910	103%	1408795	79%	24270	2%
Palakkad	1088327	1088184	100%	926374	85%	32925	4%
Pathanamthitta	460819	444028	96%	360596	78%	15174	4%
Thiruvananthapuram	1309099	1251043	96%	1073683	82%	40005	4%
Thrissur	1274465	1099835	86%	1037625	81%	63944	6%
Wayanad	361152	354989	98%	304028	84%	5384	2%
Grand Total	13462633	1,29,63,882	96%	1,09,39,382	81%	357080	3%
*Among those who have taken first dose							

TABLE 7. Age-Appropriate Group (15-17 Years) Coverage as on 30/08/2022 midnight

15-17 years Coverage as on 31/08/2022 at 12 AM					
District	Target	1st Dose Coverage	Percentage	2nd Dose Coverage	Percentage fully vaccinated
Alappuzha	80832	80177	99%	67183	83%
Ernakulam	140530	120939	86%	94692	67%
Idukki	51339	39109	76%	31582	62%
Kannur	97722	102954	105%	77580	79%
Kasaragod	60496	53019	88%	36988	61%
Kollam	105234	100068	95%	75755	72%
Kottayam	85400	72144	84%	56789	66%
Kozhikode	143028	115802	81%	67116	47%
Malappuram	241212	195298	81%	98843	41%
Palakkad	132742	119789	90%	90483	68%
Pathanamthitta	48854	40841	84%	33267	68%
Thiruvananthapuram	145238	114603	79%	82815	57%
Thrissur	123540	126346	102%	101601	82%
Wayanad	29245	37409	128%	26948	92%
Grand Total	15,34,000	13,18,498	86%	9,41,642	61%

Table 8: Age appropriate group (12-14 years) Coverage as on 30/08/2022 midnight

12-14 years Coverage as on 31/08/2022 at 12 AM					
District	Target	1st Dose Coverage	Percentage	2nd Dose Coverage	Percentage fully vaccinated
Alappuzha	43284	51303	119%	38947	90%
Ernakulam	90244	77187	86%	50776	56%
Idukki	29672	24419	82%	16302	55%
Kannur	89079	60330	68%	38925	44%
Kasaragod	39968	33132	83%	20038	50%
Kollam	69984	58302	83%	36851	53%
Kottayam	55571	46121	83%	31623	57%
Kozhikode	103644	67016	65%	29335	28%
Malappuram	159652	120109	75%	38724	24%
Palakkad	75249	64548	86%	35906	48%
Pathanamthitta	33203	23720	71%	17547	53%
Thiruvananthapuram	93804	70750	75%	49410	53%
Thrissur	99789	76592	77%	58204	58%
Wayanad	27857	22395	80%	13803	50%
Grand Total	10,11,000	7,95,924	79%	4,76,391	47%

TABLE9.State Summary (18+) as on 30/08/2022 midnight

State Summary (18+) 31/08/2022 at 12 AM							
District	Target	First Dose	Percentage	Second Dose	Percentage*	Precaution Dose	Percentage
Alappuzha	1704179	1607529	94%	1521058	89%	256246	17%
Ernakulam	2954098	3114958	105%	2698257	91%	349590	13%
Idukki	869082	898355	103%	764473	88%	71541	10%
Kannur	1913861	2009544	105%	1811006	95%	198974	11%
Kasaragod	992363	973013	98%	832495	84%	61840	8%
Kollam	2093511	2072654	99%	1834039	88%	221825	12%
Kottayam	1562022	1561860	100%	1401868	90%	189488	14%
Kozhikode	2499523	2518643	101%	2145972	86%	193663	9%
Malappuram	2988358	3145524	105%	2569829	86%	177349	7%
Palakkad	2140261	2158363	101%	1908726	89%	237862	13%
Pathanamthitta	1036488	1093041	105%	941764	91%	175513	19%
Thiruvananthapuram	2675400	2712848	101%	2395644	90%	325005	14%
Thrissur	2545664	2446535	96%	2314744	91%	411706	18%
Wayanad	659698	691520	105%	612478	93%	54896	9%
Grand Total	2,66,34,508	2,70,04,387	101%	2,37,52,353	89%	2925498	13%

*Revised target population(> 18 years) as per MOHFW is 2.67 crores

*As per letter from Additional Secretary MOHFW- D O No 2317579/2021/Imm dated 15/09/2021

TABLE 10. Achievement for the day 30/08/2022 midnight

Daily achievement		30/08/2022		
District	First Dose	Second Dose	Precaution dose	Total Doses Administered
Alappuzha	5	5	95	105
Ernakulam	55	138	923	1116
Idukki	4	17	65	86
Kannur	9	49	281	339
Kasaragod	3	9	12	24
Kollam	27	122	875	1024
Kottayam	18	104	951	1073
Kozhikode	5	21	132	158
Malappuram	42	177	552	771
Palakkad	4	76	491	571
Pathanamthitta	20	63	1045	1128
Thiruvananthapuram	49	207	1278	1534
Thrissur	17	68	838	923
Wayanad	2	12	128	142
Grand Total	260	1068	7666	8994

** Vaccine stock details couldn't be downloaded from e-VIN portal as the portal is down.

TABLE11.COVID Vaccination related sites

support@cowin.gov.in https://www.cowin.gov.in/home https://dashboard.kerala.gov.in/ https://dhs.kerala.gov.in/https://aogyakeralam.gov.in/https://sha.kerala.gov.in/

TABLE10.COVID Vaccination related Helpline numbers

National/State/District	Line1	Line2	Line3
National Helpline	1075	+91 1123978046	0120 4473222
Disha	1056	04712552056	
StateCallCenter	04712309251	04712309252	04712309255
Thiruvananthapuram	9188610100	1077	
Kollam	04742797609	8589015556	
Pathanamthitta	04682222515	04682228220	
Alappuzha	04772239999		
Kottayam	04812565200	04812304800	04812581900
Idukki	18004255640	04862232220	04862233118
Ernakulam	9072303861		
Thrissur	9400066921	9400066922	9400066923
Palakkad	04912505264	04912505189	8943341439
Malappuram	04832733253	04832737858	04832733252
Kozhikode	7594001442		
Wayanad	04936202343	04936202375	9072510900
Kannur	04972700194		
Kasargod	9061076590	9061079244	9061078026