



[www.health.kerala.gov.in](http://www.health.kerala.gov.in)

**COVID-19 OUTBREAK CONTROL AND PREVENTION STATE CELL  
HEALTH&FAMILY WELFARE DEPARTMENT  
Govt of Kerala**

[controlroomdhskerala@gmail.com](mailto:controlroomdhskerala@gmail.com)

[www.dhs.kerala.gov.in](http://www.dhs.kerala.gov.in)

**Kerala HEALTH-COVID-19 DAILY VACCINATION BULLETIN**

**Date: 31/08/2022**

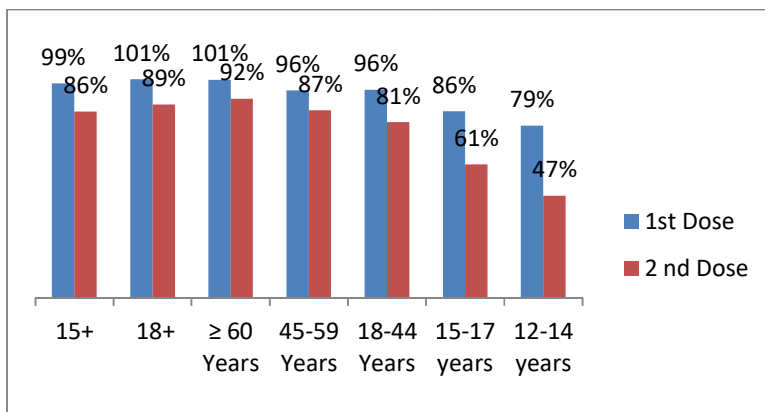
**OUR HEALTH OUR RESPONSIBILITY  
VACCINE ADVISORY**

- *People who are vaccinated with Covid Vaccine are reported to have reduced Covid related ICU admissions, serious disease and death.*
- *Early vaccination is useful to safeguard our life from this deadly disease.*
- *Vaccination sessions are planned as per the availability of vaccine. All are requested to cooperate.*
- *After receiving the first dose, second dose of Covishield vaccine is to be taken between 12–16weeks and second dose of Covaxin between 4-6 weeks.*
- *Covid vaccination is currently available to all above 12years. Children in 12-14 age group will get Corbevax and Children in 15-18 age group will get Covaxin.*
- *All person above 18 years will get precaution dose after 9 months or 39 weeks from the second dose. Health Staffs, Frontline workers and people above 60 years will get precaution dose free of cost from government CVC and others will get precaution dose from private CVC at the rate fixed by the Government . The Same vaccine administered as first and second dose is to be taken as precaution dose. People above 60 years with co-morbidities should take medical advice before receiving precaution dose.*
- *Vaccination is available free of cost in all Government covid vaccination centers, and at a nominal rate (as per the Gol order F.No.2079203/2021/Immunization) in selected private Hospitals.*
- **ENSURE ALL YOUR ELIGIBLE FAMILY MEMBERS ARE PROTECTED BY RECEIVING ANY OF THE AVAILABLE COVID VACCINE.**
- **“COVAXIN, COVISHIELD AND CORBEVAX ARE EQUALLY EFFECTIVE AND SAFE”**
- **“BE FULLY PROTECTED – GET THE SECOND DOSE AND PRECAUTION DOSE AT YOUR SCHEDULED TIME”**

### ANALYSIS

COVID-19 mass vaccinations are showing signs of preventing illness and steep decline in cases and hospital admissions in countries which done vaccination. Kerala started its vaccination for health care workers from January 16, 2021. The COVID-19 Vaccines Operational Guidelines issued by the Ministry of Health and Family Welfare, Govt. of India, 28th December 2020 and all subsequent Guidelines issued by Ministry of Health and Family Welfare, Govt of India are followed at the sites and all vaccination lanes

### Summary of COVID Vaccine Administered as on 31/08/2022 midnight




**99%** of eligible population vaccinated with a single dose till August 31

**86%** of eligible population vaccinated with double dose till August 31

State has vaccinated about **86%** of children aged 15 - 17 years with a single dose

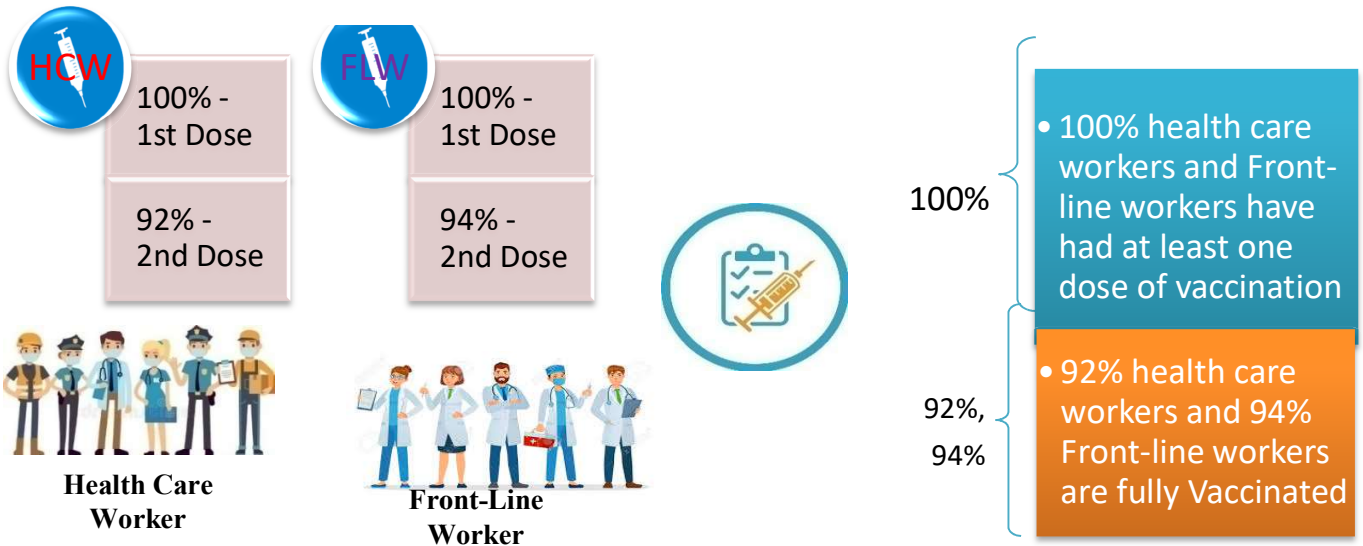
### Time Line of Vaccination Coverage



Kerala began administration of COVID 19 Vaccines on 16<sup>th</sup> January, 2021. As of 31<sup>st</sup> August 2022, Kerala has administered over 55 million doses overall, including first and second doses of vaccines.

**Over 99 per cent of the eligible population (15 + years) in Kerala has been administered the first dose of the Covid-19 vaccine. The state has achieved the target within 510 days since the beginning of the vaccination drive on January 16, 2021**

## Health Care Workers & Front-line Workers Vaccinated



### Are You Vaccinated? You Still Need to Practice: SMS

- Even after vaccination, follow COVID appropriate behavior
- Practice Social Distancing and greet without physical contact
- Always wear clean face mask
- Wash your hands thoroughly and frequently or use hand sanitizer
- Follow the current COVID 19 guidelines to prevent further spread
- Stay Safe. Stay Strong. Get Vaccinated



Even After Getting Vaccinated Keep Taking Precautions to Protect Your Self



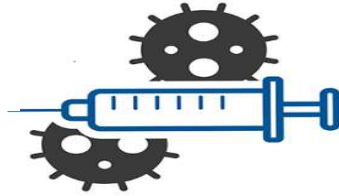
# The Race Towards Full Vaccination - Weekly Trend

30<sup>th</sup> July – 5<sup>th</sup> Aug, 2022

Kerala Administered over

## 1.87 Lakh

COVID Vaccine Doses during 30<sup>th</sup> July to 5<sup>th</sup> Aug, 2022



From 30<sup>th</sup> July to 5<sup>th</sup> Aug, 2022 on average

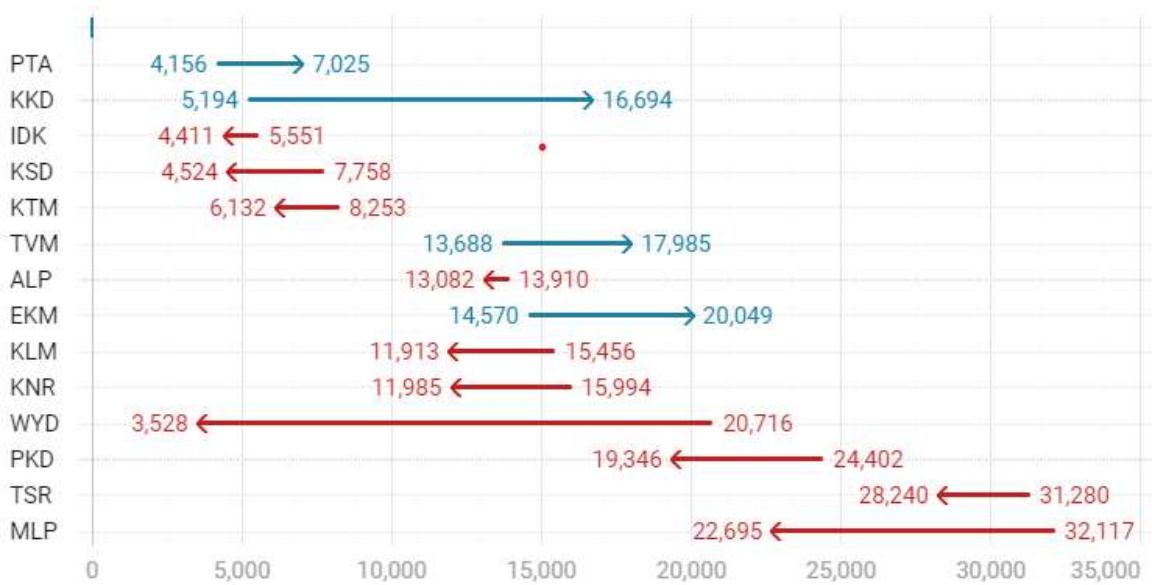
## 0.27 lakh

doses were administered daily.

Average Doses Administered Per day per week (in 1000)



Trend in average per day vaccination (in 1000) for the last two weeks



# Race Against Time – Vaccination Quarterly Status

(Q1:16<sup>th</sup> Jan-Mar, Q2: Apr-June, Q3: July-Sep, Q4: Oct - Dec)

## Daily Average Doses Administered per Quarter

In the first Quarter, only 42201 first doses and 5324 second doses were administered daily on average. During the second, third and fourth quarters, the daily vaccination of the first and second doses increased significantly.



## Vaccination Achievement per Quarter

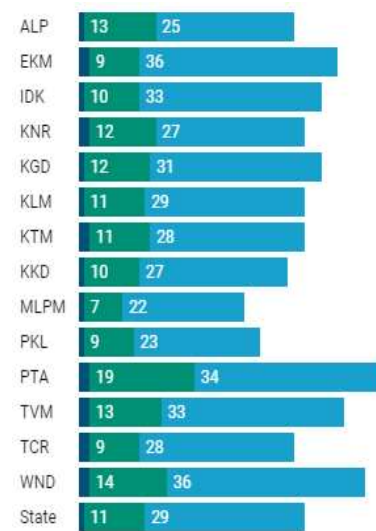
In the third quarter of the immunization drive, 52% of the eligible population (18 + age) in Kerala were given the first dose and 29% the second dose.

■ Q1 ■ Q2 ■ Q3

### First Dose

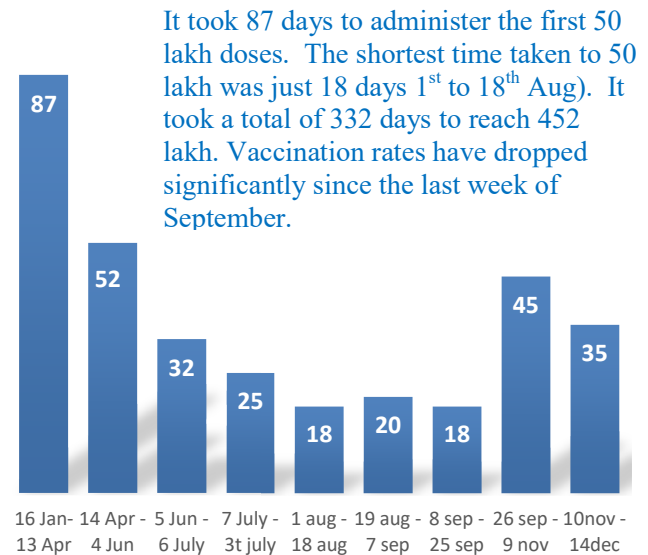


### Second Dose



## Dose Progression

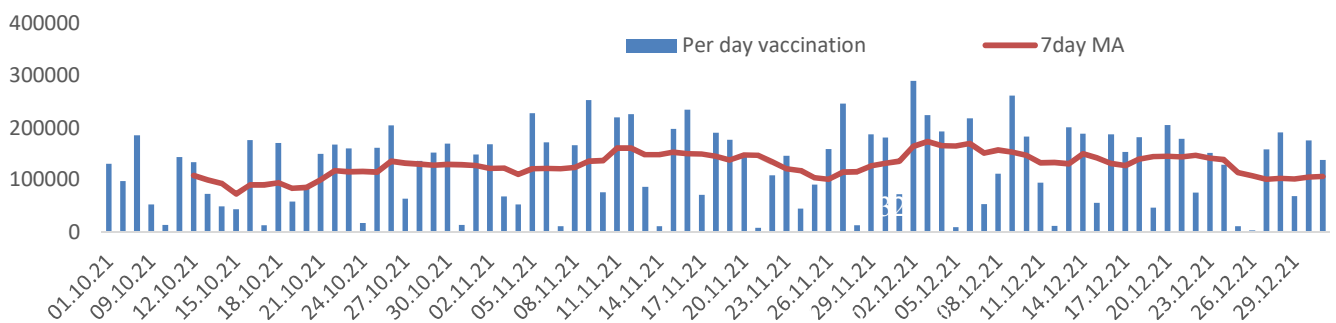
The chart shows the days taken for total COVID-19 Vaccination doses (both first and second) in Kerala to cross every 50 lakh dose mark



It took 87 days to administer the first 50 lakh doses. The shortest time taken to 50 lakh was just 18 days 1<sup>st</sup> to 18<sup>th</sup> Aug). It took a total of 332 days to reach 452 lakh. Vaccination rates have dropped significantly since the last week of September.

## Vaccine Administered per Day and 7 days Moving Average in Last Quarter (Oct -Dec)

The seven-day moving average of daily doses in the last quarter showed a peak on December 2<sup>nd</sup> and continued to fluctuate thereafter



## Important Message to the Public

- a. *Infection or infection rate is only a part and disease manifestation of disease is to be monitored*
- b. *Fatality among vaccinated people is very less. Disease severity among vaccinated people is less.*
- c. *People with comorbidity should be careful. Once detected covid positive they should get admitted and do not stay at home.*
- d. *Death in covid positive cases are among unvaccinated people, especially having comorbidities like Diabetes and Hypertension*
- e. *Late arrival to hospitals is one of the reason for Death among people with comorbidities*
- f. *Vaccinated people, only if symptomatic are advised to consult Doctor.*
- g. *Non Vaccinated people, if symptomatic, may do RTPCR test*
- h. *Antigen testing is only for emergency purpose*
- i. *Non vaccinated people with co-morbidities to do testing by RTPCR and consult doctor*
- j. *Repeat RTPCR is not needed among the people who are detected COVID positive in the previous 2 months*
- k. *All young person detected positive and at home isolation should do glucose test*

TABLE1.Total Vaccination done in the State as on 31/08/2022 midnight

State Summary (15+ years)-Total doses administered till 01/09/2022 at 12 AM								
District	Target	First Dose	Percent age	Second Dose	Percentage*	Precaution Dose	Percentage	Total doses administered
Alappuzha	1829568	1739011	95%	1627195	89%	256306	17%	36,22,512
Ernakulam	3217878	3313098	104%	2843743	89%	349645	13%	65,06,486
Idukki	950762	961885	101%	812365	86%	71559	10%	18,45,809
Kannur	2100307	2172830	103%	1927524	92%	199091	11%	42,99,445
Kasaragod	1092141	1059166	97%	889531	81%	61853	8%	20,10,550
Kollam	2268371	2231029	98%	1946650	86%	221872	12%	43,99,551
Kottayam	1704500	1680125	99%	1490286	88%	189519	14%	33,59,930
Kozhikode	2746273	2701468	98%	2242445	82%	193718	9%	51,37,631
Malappuram	3386535	3460949	102%	2707442	80%	177505	7%	63,45,896
Palakkad	2349082	2342702	100%	2035129	87%	237966	13%	46,15,797
Pathanamthitta	1118564	1157602	103%	992579	89%	175523	19%	23,25,704
Thiruvananthapuram	2914006	2898205	99%	2527888	87%	325080	14%	57,51,173
Thrissur	2767777	2649477	96%	2474561	89%	411845	18%	55,35,883
Wayanad	716933	751324	105%	653229	91%	54907	9%	14,59,460
<b>Grand Total</b>	<b>29,162,697</b>	<b>2,91,18,871</b>	<b>99%</b>	<b>2,51,70,567</b>	<b>86%</b>	<b>29,26,389</b>	<b>13%</b>	<b>5,72,15,827</b>

TABLE2.Covid-19 Vaccination Center Functional in the State as on 31/08/2022 midnight(01/09/2022 12AM)

DISTRICTS	12+	15+	18+	Total
Alappuzha	0	0	2	2
Ernakulam	1	2	13	16
Idukki	1	2	3	6
Kannur	1	0	6	7
Kasaragod	0	0	1	1
Kollam	1	0	4	5
Kottayam	0	1	5	6
Kozhikode	0	0	8	8
Malappuram	1	0	6	7
Palakkad	0	2	4	6
Pathanamthitta	0	0	2	2
Thiruvananthapuram	0	1	7	8
Thrissur	0	1	23	24
Wayanad	0	0	0	0
<b>GrandTotal</b>	<b>5</b>	<b>9</b>	<b>84</b>	<b>98</b>

TABLE3. Health Care Workers Coverage as on 31/08/2022 midnight

<i>DISTRICT</i>	<i>1st DOSE</i>	<i>2nd Dose</i>	<i>% fully vaccinated</i>	<i>Precaution dose</i>	<i>Precaution dose (%) *</i>
<b>Alappuzha</b>	29023	27261	94%	15250	56%
<b>Ernakulam</b>	85572	75895	89%	34757	46%
<b>Idukki</b>	13556	13027	96%	6738	52%
<b>Kannur</b>	40390	37577	93%	19978	53%
<b>Kasaragod</b>	11611	10827	93%	5238	49%
<b>Kollam</b>	36043	33851	94%	16959	50%
<b>Kottayam</b>	38708	36350	94%	18662	52%
<b>Kozhikode</b>	52736	47987	91%	20176	42%
<b>Malappuram</b>	44835	42038	94%	20183	48%
<b>Palakkad</b>	34677	32046	92%	17145	54%
<b>Pathanamthitta</b>	29338	25118	86%	13264	53%
<b>Thiruvananthapuram</b>	73435	66458	90%	30241	46%
<b>Thrissur</b>	51910	49231	95%	29422	60%
<b>Wayanad</b>	13985	13306	95%	7294	55%
<b>Grand Total</b>	<b>555819</b>	<b>510972</b>	<b>92%</b>	<b>255307</b>	<b>50%</b>

1st Dose coverage for HCW is 100%

\*Proportion of beneficiaries who are eligible ( completed 9 months after 2nd dose )

TABLE4. Frontline workers Coverage as on 31/08/2022 midnight

<i>DISTRICT</i>	<i>1st dose</i>	<i>2nd Dose</i>	<i>% fully vaccinated</i>	<i>Precaution dose</i>	<i>Precaution dose(%) *</i>
<b>Alappuzha</b>	39133	36778	94%	15064	41%
<b>Ernakulam</b>	54937	50392	92%	20371	41%
<b>Idukki</b>	22998	21370	93%	6526	31%
<b>Kannur</b>	41387	39991	97%	14463	36%
<b>Kasaragod</b>	24615	22506	91%	6912	31%
<b>Kollam</b>	42237	38885	92%	12186	31%
<b>Kottayam</b>	32142	30622	95%	12327	40%
<b>Kozhikode</b>	55275	52593	95%	11145	21%
<b>Malappuram</b>	53922	51323	95%	15927	31%
<b>Palakkad</b>	48097	45586	95%	19120	42%
<b>Pathanamthitta</b>	25252	22561	89%	8151	36%
<b>Thiruvananthapuram</b>	73014	67696	93%	26825	40%
<b>Thrissur</b>	41911	40764	97%	21114	52%
<b>Wayanad</b>	17022	16104	95%	4698	29%
<b>Grand Total</b>	<b>571942</b>	<b>537171</b>	<b>94%</b>	<b>194829</b>	<b>36%</b>

1st Dose coverage for FLW is 100%

\*Proportion of beneficiaries who are eligible ( completed 9 months after 2nd dose )



TABLE5.Age-Appropriate Group (45-59 Years) Coverage as on 31/08/2022 midnight

Table 5: Age appropriate group (45-59 years) coverage							
45-59 years Coverage as on		01/09/2022		at 12 AM			
District	Target	1st Dose Coverage	Percentage	2nd Dose Coverage	Percentage fully vaccinated	Precaution dose	%
Alappuzha	535436	439212	82%	417173	78%	35872	9%
Ernakulam	809349	784086	97%	704816	87%	41079	6%
Idukki	237564	247050	104%	219595	92%	9258	4%
Kannur	527295	516125	98%	481451	91%	23254	5%
Kasaragod	253027	252382	100%	224540	89%	6078	3%
Kollam	541201	560383	104%	504070	93%	28351	6%
Kottayam	478470	414345	87%	375897	79%	17757	5%
Kozhikode	658949	655645	99%	583494	89%	24276	4%
Malappuram	733338	723511	99%	631837	86%	25888	4%
Palakkad	614226	547460	89%	501736	82%	37215	8%
Pathanamthitta	264372	281982	107%	252253	95%	18177	7%
Thiruvananthapuram	735836	682055	93%	615195	84%	38007	6%
Thrissur	689418	664403	96%	627601	91%	72281	12%
Wayanad	170537	177182	104%	164432	96%	6139	4%
<b>Grand Total</b>	<b>7249018</b>	<b>69,45,821</b>	<b>96%</b>	<b>63,04,090</b>	<b>87%</b>	<b>383632</b>	<b>6%</b>

TABLE6.Age-Appropriate Group (≥60 Years) Coverage as on 31/08/2022midnight

Table 6: Age appropriate group (≥ 60 years) coverage							
≥ 60 years Coverage as on		01/09/2022		at 12 AM			
District	Target	1st Dose Coverage	Percentage	2nd Dose Coverage	Percentage fully vaccinated	Precaution dose	%
Alappuzha	424565	429247	101%	401732	95%	159544	40%
Ernakulam	673885	676707	100%	622433	92%	205313	33%
Idukki	193981	194636	100%	173479	89%	39808	23%
Kannur	438602	444635	101%	413354	94%	121761	30%
Kasaragod	182460	181759	100%	160591	88%	37561	24%
Kollam	497558	499726	100%	456187	92%	139449	31%
Kottayam	418008	419905	100%	385154	92%	124461	33%
Kozhikode	526896	529463	100%	481019	91%	117414	25%
Malappuram	477642	488348	102%	435838	91%	91153	21%
Palakkad	437708	439946	101%	402988	92%	131491	33%
Pathanamthitta	311297	312441	100%	281236	90%	120748	43%
Thiruvananthapuram	630465	633303	100%	572614	91%	189962	34%
Thrissur	581781	588478	101%	559527	96%	225006	41%
Wayanad	128009	128342	100%	114608	90%	31385	28%
<b>Grand Total</b>	<b>5922857</b>	<b>59,66,936</b>	<b>101%</b>	<b>54,60,760</b>	<b>92%</b>	<b>17,35,056</b>	<b>32%</b>

TABLE 6. Age-Appropriate Group (18-44 Years) Coverage as on 31/08/2022 midnight

18-44 years Coverage as on 01/09/2022 at 12 AM							
District	Target	First Dose					
		1st Dose Coverage	Percentage	2nd Dose Coverage	Percentage fully vaccinated	Precaution dose	%
Alappuzha	744178	670916	90%	638120	86%	30576	5%
Ernakulam	1470864	1513669	103%	1244735	85%	48125	4%
Idukki	437537	420116	96%	337007	77%	9229	3%
Kannur	947964	967009	102%	838646	88%	19635	2%
Kasaragod	556876	502648	90%	414041	74%	6064	2%
Kollam	1054752	934269	89%	801051	76%	24927	3%
Kottayam	665544	656760	99%	573851	86%	16312	3%
Kozhikode	1313678	1225531	93%	980901	75%	20707	2%
Malappuram	1777378	1834926	103%	1408839	79%	24354	2%
Palakkad	1088327	1088185	100%	926382	85%	32995	4%
Pathanamthitta	460819	444028	96%	360597	78%	15183	4%
Thiruvananthapuram	1309099	1251045	96%	1073695	82%	40045	4%
Thrissur	1274465	1099836	86%	1037632	81%	64022	7%
Wayanad	361152	354989	98%	304028	84%	5391	2%
<b>Grand Total</b>	<b>13462633</b>	<b>1,29,63,927</b>	<b>96%</b>	<b>1,09,39,525</b>	<b>81%</b>	<b>357565</b>	<b>3%</b>
*Among those who have taken first dose							

TABLE 7. Age-Appropriate Group (15-17 Years) Coverage as on 31/08/2022 midnight

15-17 years Coverage as on 01/09/2022 at 12 AM					
District	Target	1st Dose Coverage	Percentage	2nd Dose Coverage	Percentage fully vaccinated
Alappuzha	80832	80177	99%	67184	83%
Ernakulam	140530	120940	86%	94695	67%
Idukki	51339	39110	76%	31582	62%
Kannur	97722	102954	105%	77580	79%
Kasaragod	60496	53019	88%	36988	61%
Kollam	105234	100069	95%	75755	72%
Kottayam	85400	72144	84%	56789	66%
Kozhikode	143028	115802	81%	67116	47%
Malappuram	241212	195298	81%	98843	41%
Palakkad	132742	119789	90%	90485	68%
Pathanamthitta	48854	40841	84%	33267	68%
Thiruvananthapuram	145238	114603	79%	82820	57%
Thrissur	123540	126347	102%	101602	82%
Wayanad	29245	37409	128%	26948	92%
<b>Grand Total</b>	<b>15,34,000</b>	<b>13,18,502</b>	<b>86%</b>	<b>9,41,654</b>	<b>61%</b>

Table 8: Age appropriate group (12-14 years) Coverage as on 31/08/2022 midnight

12-14 years Coverage as on 01/09/2022 at 12 AM					
District	Target	1st Dose Coverage	Percentage	2nd Dose Coverage	Percentage fully vaccinated
Alappuzha	43284	51303	119%	38947	90%
Ernakulam	90244	77187	86%	50777	56%
Idukki	29672	24419	82%	16305	55%
Kannur	89079	60330	68%	38925	44%
Kasaragod	39968	33132	83%	20038	50%
Kollam	69984	58302	83%	36851	53%
Kottayam	55571	46121	83%	31623	57%
Kozhikode	103644	67016	65%	29335	28%
Malappuram	159652	120109	75%	38724	24%
Palakkad	75249	64548	86%	35906	48%
Pathanamthitta	33203	23720	71%	17547	53%
Thiruvananthapuram	93804	70750	75%	49410	53%
Thrissur	99789	76592	77%	58204	58%
Wayanad	27857	22395	80%	13803	50%
<b>Grand Total</b>	<b>10,11,000</b>	<b>7,95,924</b>	<b>79%</b>	<b>4,76,395</b>	<b>47%</b>

TABLE9.State Summary (18+) as on 31/08/2022 midnight

State Summary (18+) 01/09/2022 at 12 AM							
District	Target	First Dose	Percentage	Second Dose	Percentage*	Precaution Dose	Percentage
Alappuzha	1704179	1607531	94%	1521064	89%	256306	17%
Ernakulam	2954098	3114971	105%	2698271	91%	349645	13%
Idukki	869082	898356	103%	764478	88%	71559	10%
Kannur	1913861	2009546	105%	1811019	95%	199091	11%
Kasaragod	992363	973015	98%	832505	84%	61853	8%
Kollam	2093511	2072658	99%	1834044	88%	221872	12%
Kottayam	1562022	1561860	100%	1401874	90%	189519	14%
Kozhikode	2499523	2518650	101%	2145994	86%	193718	9%
Malappuram	2988358	3145542	105%	2569875	86%	177505	7%
Palakkad	2140261	2158365	101%	1908738	89%	237966	13%
Pathanamthitta	1036488	1093041	105%	941765	91%	175523	19%
Thiruvananthapuram	2675400	2712852	101%	2395658	90%	325080	14%
Thrissur	2545664	2446538	96%	2314755	91%	411845	18%
Wayanad	659698	691520	105%	612478	93%	54907	9%
<b>Grand Total</b>	<b>2,66,34,508</b>	<b>2,70,04,445</b>	<b>101%</b>	<b>2,37,52,518</b>	<b>89%</b>	<b>2926389</b>	<b>13%</b>

\*Revised target population(> 18 years) as per MOHFW is 2.67 crores

\*As per letter from Additional Secretary MOHFW- D O No 2317579/2021/Imm dated 15/09/2021

TABLE 10. Achievement for the day 31/08/2022 midnight

Daily achievement		31/08/2022		
District	First Dose	Second Dose	Precaution dose	Total Doses Administered
Alappuzha	2	7	59	68
Ernakulam	14	17	55	86
Idukki	2	8	17	27
Kannur	2	11	107	120
Kasaragod	2	10	13	25
Kollam	5	5	46	56
Kottayam	0	6	31	37
Kozhikode	6	22	54	82
Malappuram	18	46	155	219
Palakkad	2	13	103	118
Pathanamthitta	0	1	10	11
Thiruvananthapuram	3	19	74	96
Thrissur	4	13	139	156
Wayanad	0	0	9	9
<b>Grand Total</b>	<b>60</b>	<b>178</b>	<b>872</b>	<b>1110</b>

\*\* Vaccine stock details couldn't be downloaded from e-VIN portal as the portal is down.

TABLE11.COVID Vaccination related sites

<a href="mailto:support@cowin.gov.in">support@cowin.gov.in</a> <a href="https://www.cowin.gov.in/home">https://www.cowin.gov.in/home</a> <a href="https://dashboard.kerala.gov.in/">https://dashboard.kerala.gov.in/</a> <a href="https://dhs.kerala.gov.in/https://aogyakeralam.gov.in/https://sha.kerala.gov.in/">https://dhs.kerala.gov.in/https://aogyakeralam.gov.in/https://sha.kerala.gov.in/</a>
---

TABLE10.COVID Vaccination related Helpline numbers

National/State/District	Line1	Line2	Line3
National Helpline	1075	+91 1123978046	0120 4473222
Disha	1056	04712552056	
StateCallCenter	04712309251	04712309252	04712309255
Thiruvananthapuram	9188610100	1077	
Kollam	04742797609	8589015556	
Pathanamthitta	04682222515	04682228220	
Alappuzha	04772239999		
Kottayam	04812565200	04812304800	04812581900
Idukki	18004255640	04862232220	04862233118
Ernakulam	9072303861		
Thrissur	9400066921	9400066922	9400066923
Palakkad	04912505264	04912505189	8943341439
Malappuram	04832733253	04832737858	04832733252
Kozhikode	7594001442		
Wayanad	04936202343	04936202375	9072510900
Kannur	04972700194		
Kasargod	9061076590	9061079244	9061078026