



കേരള സർക്കാർ

COVID-19 OUTBREAK CONTROL AND PREVENTION STATE
CELL HEALTH&FAMILY WELFARE DEPARTMENT
Govt of Kerala
www.health.kerala.gov.in

www.dhs.kerala.gov.in

controlroomdhskerala@gmail.com

KeralaHEALTH-COVID-19 DAILY VACCINATION BULLETIN

Date: 05/10/2021

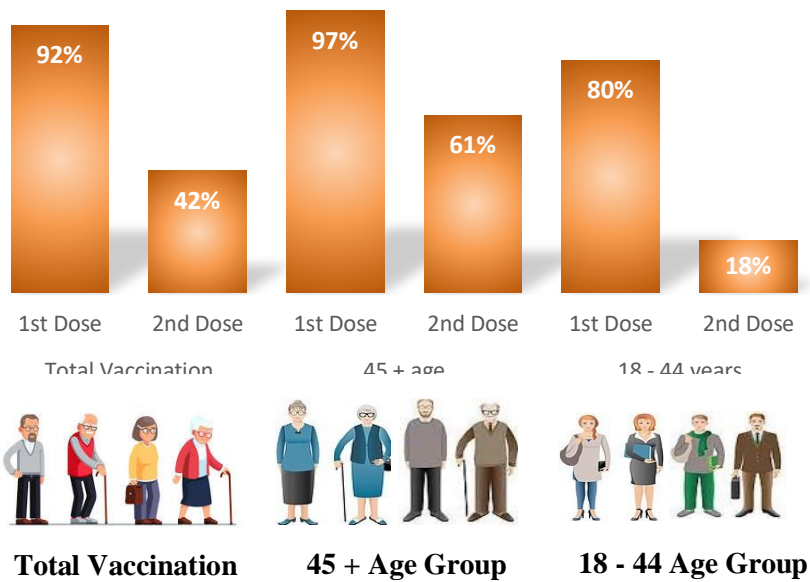
**OUR HEALTH OUR RESPONSIBILITY
VACCINE ADVISORY**

- *People who are vaccinated with Covid Vaccine are reported to have reduced Covid related ICU admissions, serious disease and death.*
- *Early vaccination is useful to safeguard our life from this deadly disease.*
- *Vaccination sessions are planned as per the availability of vaccine. All are requested to cooperate.*
- *After receiving the first dose, second dose of Covishield vaccine is to be taken between 12–16 weeks and second dose of Covaxin between 4-6 weeks.*
- *Covid vaccination is currently available to all above the age of 18*
- *Vaccination is available free of cost in all Government covid vaccination centers, and at a nominal rate (as per the GoI order F.No.2079203/2021/Immunization) in selected private Hospitals.*
- **ENSURE ALL YOUR ELIGIBLE FAMILY MEMBERS ARE PROTECTED BY RECEIVING ANY OF THE AVAILABLE COVID VACCINE.**
- **“BOTH COVAXIN AND COVISHIELD ARE EQUALLY EFFECTIVE AND SAFE”**
- **“BE FULLY PROTECTED – GET THE SECOND DOSE AT YOUR SCHEDULED TIME”**

ANALYSIS

COVID-19 mass vaccinations are showing signs of preventing illness and steep decline in cases and hospital admissions in countries which done vaccination. Kerala started its vaccination for health care workers from January 16, 2021. The COVID-19 Vaccines Operational Guidelines issued by the Ministry of Health and Family Welfare, Govt. of India, 28th December 2020 and all subsequent Guidelines issued by Ministry of Health and Family Welfare, Govt of India are followed at the sites and all vaccination lanes

Summary of COVID Vaccine Administered as on 05-10-2021 midnight

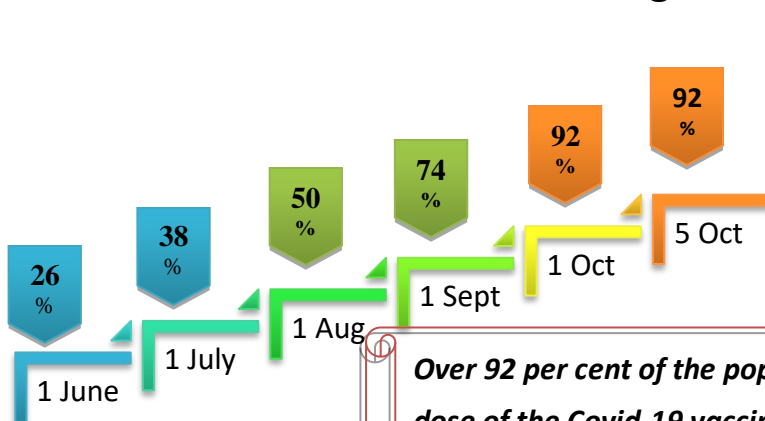


92% of eligible population vaccinated with a single dose till October 05

42% of eligible population vaccinated with double dose till October 05

State has vaccinated more than 97% of people aged more than 45 years with a single dose

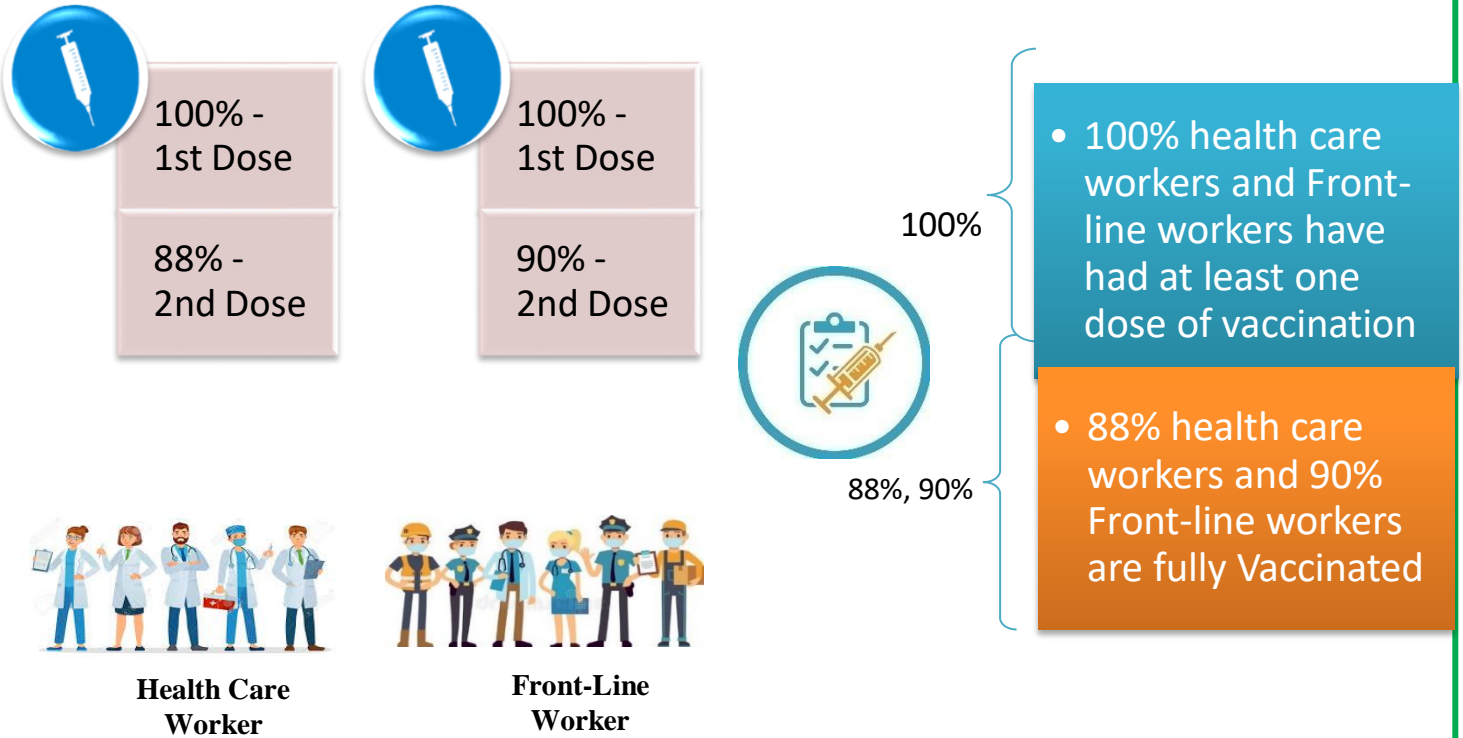
Time Line of Vaccination Coverage



Kerala began administration of COVID 19 Vaccines on 16th January, 2021. As of 05th October 2021, Kerala has administered over 30 million doses overall, including first and second doses of vaccines.

Over 92 per cent of the population in Kerala has been administered the first dose of the Covid-19 vaccine. The state has achieved the target within 262 days since the beginning of the vaccination drive on January 16.

Health Care Workers and Front-Line Workers Vaccinated



Are You Vaccinated? You Still Need to Practice: SMS



- Even after vaccination, follow COVID appropriate behavior
- Practice Social Distancing and greet without physical contact
- Always wear clean face mask
- Wash your hands thoroughly and frequently or use hand sanitizer
- Follow the current COVID 19 guidelines to prevent further spread
- Stay Safe. Stay Strong. Get Vaccinated

Even After Getting Vaccinated Keep Taking Precautions to Protect Your Self



GET VACCINATED



WASH YOUR HANDS



WEAR A MASK



KEEP YOUR DISTANCE

The Race Towards Full Vaccination - Weekly Trend

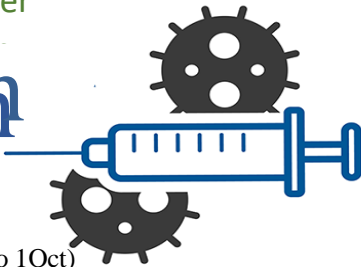
25 Sep – 1 Oct

Kerala Administered over

7.05 Lakh

COVID Vaccine Doses

in the last 7 days (11 sep to 1 Oct)
in the last 7 days (25 sep to 1 Oct)

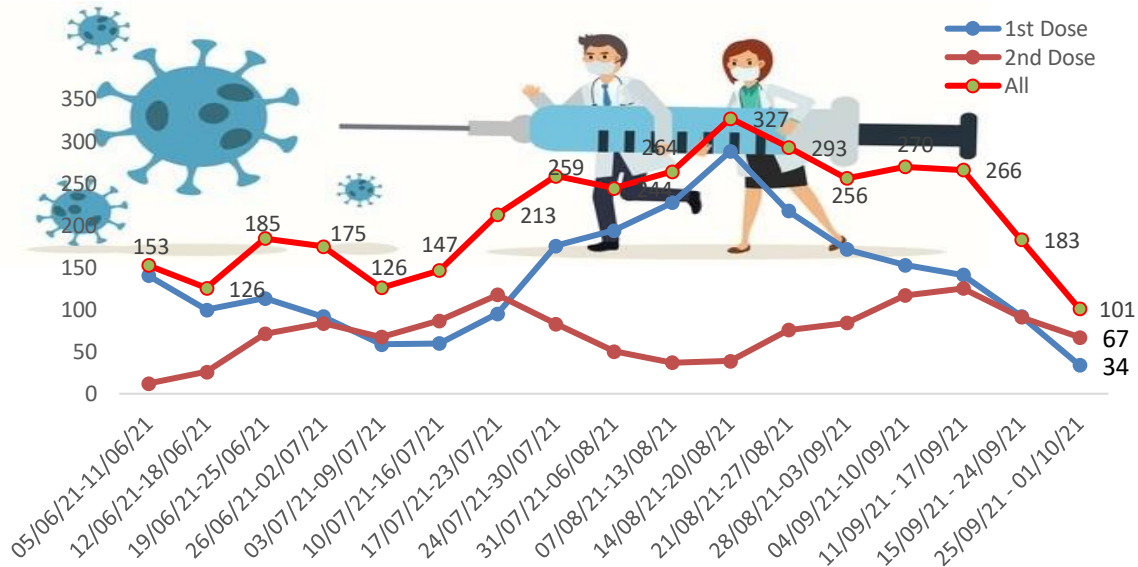


From September 25 to 1 October, on average

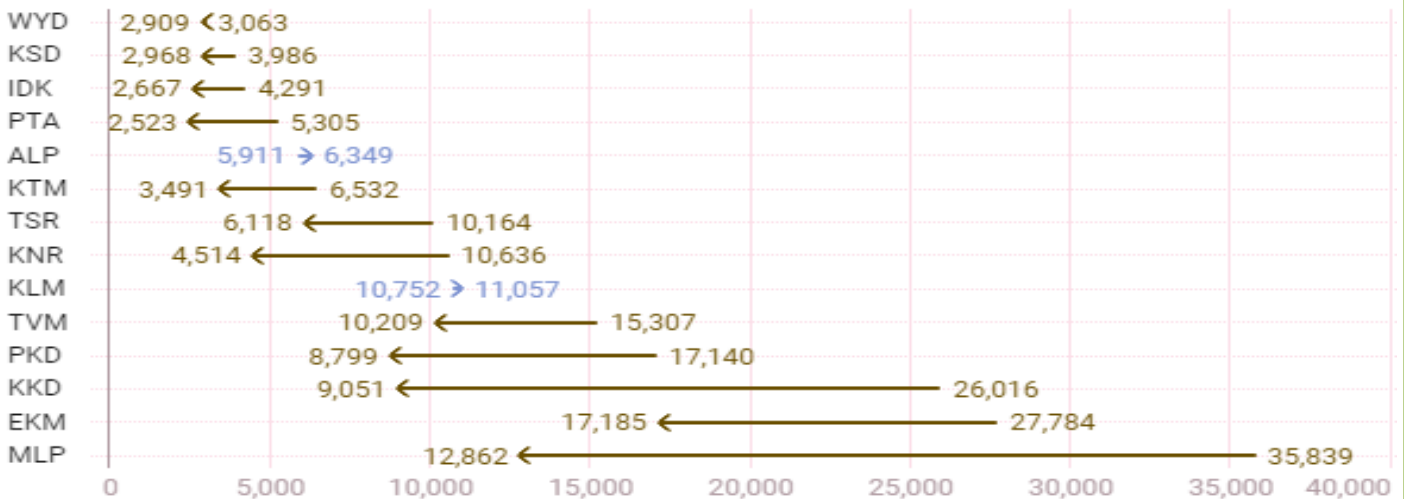
1.01 lakh doses

were administered daily.

Average Doses Administered Per day per week (in 1000)



Trend in average per day vaccination for the last two weeks



Important Message to the Public

- a. *Infection or infection rate is only a part and disease manifestation of disease is to be monitored*
- b. *Fatality among vaccinated people is very less. Disease severity among vaccinated people is less.*
- c. *People with comorbidity should be careful. Once detected covid positive they should get admitted and do not stay at home.*
- d. *Death among non-vaccinated people, especially people with comorbidity is because of late arrival in hospitals*
- e. *Diabetes and Hypertension together is the most common cause of patient death if they arrive late.*
- f. *Vaccinated people, only if symptomatic are advised to consult Doctor.*
- g. *Non Vaccinated people, if symptomatic, may do RTPCR test*
- h. *Antigen testing is only for emergency purpose*
- i. *Non vaccinated people with co-morbidities to do testing by RTPCR and consult doctor*
- j. *Repeat RTPCR is not needed among the people who are detected COVID positive in the previous 2 months*
- k. *All young person detected positive and at home isolation should do glucose test*

TABLE1.Total Vaccination done in the State as on 05/10/2021 midnight

State Summary till			06/10/2021	at 12 AM		
District	Target	First Dose	Percentage *	Second Dose	Percentage *	Total Doses Administered
Alappuzha	1704179	1496748	84%	706788	39%	22,03,536
Ernakulam	2954098	2890970	100%	1456135	50%	43,47,105
Idukki	869082	846635	94%	398630	44%	12,45,265
Kannur	1913861	1860659	92%	798156	40%	26,58,815
Kasaragod	992363	893115	90%	452852	45%	13,45,967
Kollam	2093511	1922318	89%	885961	41%	28,08,279
Kottayam	1665546	1458669	88%	689097	41%	21,47,766
Kozhikode	2499523	2294745	94%	1000919	41%	32,95,664
Malappuram	2988358	2730457	93%	934815	32%	36,65,272
Palakkad	2140261	1943439	88%	745792	34%	26,89,231
Pathanamthitta	1045095	1035027	99.7%	581118	56%	16,16,145
Thiruvananthapuram	2675400	2539806	93%	1335342	49%	38,75,148
Thrissur	2545664	2262181	88%	1043035	41%	33,05,216
Wayanad	662842	650324	99%	352426	54%	10,02,750
Grand Total	26749783	24825093	92%	11381066	42%	3,62,06,159
	*Revised target population(> 18 years) as per MOHFW is 2.67 crores *As per letter from Additional Secretary MOHFW- D O No 2317579/2021/Imm dated 15/09/2021					

TABLE2.Covid-19 Vaccination Center Functional in the State as on 05/10/2021 midnight

<i>DISTRICTS</i>	Public	Private	Total
Alappuzha	124	10	134
Ernakulam	143	55	198
Idukki	62	8	70
Kannur	100	21	121
Kasaragod	46	55	101
Kollam	92	30	122
Kottayam	83	14	97
Kozhikode	180	25	205
Malappuram	83	14	97
Palakkad	97	12	109
Pathanamthitta	62	14	76
Thiruvananthapuram	124	25	149
Thrissur	122	32	154
Wayanad	56	1	57
GrandTotal	1374	316	1690

TABLE3. Health Care Workers Coverage as on 05/10/2021 midnight

<i>DISTRICT</i>	<i>1ST DOSE</i>	<i>Percentage</i>	<i>2ND DOSE</i>	<i>Percentage Fully Vaccinated</i>
Alappuzha	29004	100%	26295	91%
Ernakulam	85534	100%	72469	85%
Idukki	13544	100%	12544	93%
Kannur	40374	100%	36392	90%
Kasaragod	11608	100%	10456	90%
Kollam	36023	100%	32367	90%
Kottayam	38692	100%	34705	90%
Kozhikode	52720	100%	45802	87%
Malappuram	44810	100%	39967	89%
Palakkad	34667	100%	30517	88%
Pathanamthitta	29325	100%	23941	82%
Thiruvananthapuram	73393	100%	63778	87%
Thrissur	51904	100%	47439	91%
Wayanad	13973	100%	12949	93%
GrandTotal	555571	100%	489621	88%

TABLE4. Front line workers Coverage as on 05/10/2021 midnight

<i>DISTRICT</i>	<i>1ST DOSE</i>	<i>Percentage</i>	<i>2nd DOSE</i>	<i>Percentage Fully Vaccinated</i>
Alappuzha	39101	100%	35480	91%
Ernakulam	54910	100%	48246	88%
Idukki	22981	100%	20380	89%
Kannur	41368	100%	39117	95%
Kasaragod	24609	100%	21741	88%
Kollam	42205	100%	36714	87%
Kottayam	32125	100%	29433	92%
Kozhikode	55251	100%	50018	91%
Malappuram	53898	100%	49344	92%
Palakkad	48083	100%	43674	91%
Pathanamthitta	25240	100%	21395	85%
Thiruvananthapuram	72939	100%	63321	87%
Thrissur	41895	100%	39421	94%
Wayanad	17017	100%	15679	92%
GrandTotal	571622	100%	513963	90%

TABLE5.Age-Appropriate Group (≥45Years) Coverage as on 05/10/2021 midnight

Age appropriate group (≥45years) Coverage as on 06/10/2021,12AM					
District	Target	1 st dose coverage	Percentage	2nd dose	Percentage Fully Vaccinated*
Alappuzha	960001	842441	90%	508308	54%
Ernakulam	1483234	1420307	100%	943954	66%
Idukki	431545	432582	100%	292000	68%
Kannur	965897	933724	97%	555874	58%
Kasaragod	435487	424389	100%	313996	74%
Kollam	1038759	1028079	96%	641786	60%
Kottayam	902961	811274	90%	483216	54%
Kozhikode	1185845	1145613	100%	682422	60%
Malappuram	1210980	1146996	100%	621870	54%
Palakkad	1051934	948876	95%	519872	52%
Pathanamthitta	584276	583226	99.76%	441521	76%
Thiruvananthapuram	1366301	1280865	96%	881843	66%
Thrissur	1271199	1212414	94%	729984	57%
Wayanad	301690	301158	100%	240614	80%
GrandTotal	13190109	12511944	97%	7857260	61%

*Among those who took 1st Dose

TABLE6. Age-Appropriate Group (18-44 Years) Coverage as on 05/10/2021 midnight

18-44 years Coverage as on 06/10/21 at 12 AM					
District	Target	First Dose		2nd Dose Coverage	Percentage fully vaccinated*
		1st Dose Coverage	Percentage		
Alappuzha	744178	586202	69%	136705	16%
Ernakulam	1470864	1330219	99%	391466	29%
Idukki	437537	377528	80%	73706	16%
Kannur	947964	845193	80%	166773	16%
Kasaragod	556876	432509	76%	106659	19%
Kollam	1054752	816011	75%	175094	16%
Kottayam	762585	576578	76%	141743	19%
Kozhikode	1313678	1041161	80%	222677	17%
Malappuram	1777378	1484753	84%	223634	13%
Palakkad	1088327	911813	75%	151729	13%
Pathanamthitta	460819	397236	88%	94261	21%
Thiruvananthapuram	1309099	1112609	80%	326400	23%
Thrissur	1274465	955968	75%	226191	18%
Wayanad	361152	318176	89%	83184	23%
GrandTotal	13559674	11185956	80%	2520222	18%

*Among those who have taken first dose

TABLE7.Achievement for the day 05/10/2021 midnight

<i>DISTRICT</i>	<i>1st Dose</i>	<i>2nd Dose</i>	<i>Total</i>
Alappuzha	1391	7130	8521
Ernakulam	4722	19571	24293
Idukki	747	2069	2816
Kannur	853	6325	7178
Kasaragod	983	2828	3811
Kollam	2211	7333	9544
Kottayam	918	2919	3837
Kozhikode	3288	8998	12286
Malappuram	9182	13200	22382
Palakkad	1838	17116	18954
Pathanamthitta	1225	5140	6365
Thiruvananthapuram	2656	6193	8849
Thrissur	2435	11490	13925
Wayanad	887	4134	5021
GrandTotal	33336	114446	147782

** Vaccine stock details couldn't be downloaded from e-VIN portal as the portal is down.

TABLE9.COVID Vaccination related sites

support@cowin.gov.in https://www.cowin.gov.in/home https://dashboard.kerala.gov.in/ https://dhs.kerala.gov.in/https://aogyakeralam.gov.in/https://sha.kerala.gov.in/

TABLE 10. COVID Vaccination related Helpline numbers

National/State/District	Line1	Line2	Line3
National Helpline	1075	+91 1123978046	0120 4473222
Disha	1056	04712552056	
StateCallCenter	04712309251	04712309252	04712309255
Thiruvananthapuram	9188610100	1077	
Kollam	04742797609	8589015556	
Pathanamthitta	04682222515	04682228220	
Alappuzha	04772239999		
Kottayam	04812565200	04812304800	04812581900
Idukki	18004255640	04862232220	04862233118
Ernakulam	9072303861		
Thrissur	9400066921	9400066922	9400066923
Palakkad	04912505264	04912505189	8943341439
Malappuram	04832733253	04832737858	04832733252
Kozhikode	7594001442		
Wayanad	04936202343	04936202375	9072510900
Kannur	04972700194		
Kasargod	9061076590	9061079244	9061078026