



കേരള സർക്കാർ

**COVID-19 OUTBREAK CONTROL AND PREVENTION STATE  
CELL HEALTH & FAMILY WELFARE DEPARTMENT  
Govt of Kerala  
[www.health.kerala.gov.in](http://www.health.kerala.gov.in)**

[www.dhs.kerala.gov.in](http://www.dhs.kerala.gov.in)

[controlroomdhskerala@gmail.com](mailto:controlroomdhskerala@gmail.com)

***Kerala*HEALTH-COVID-19DAILY VACCINATION BULLETIN**

**Date:12/10/2021**

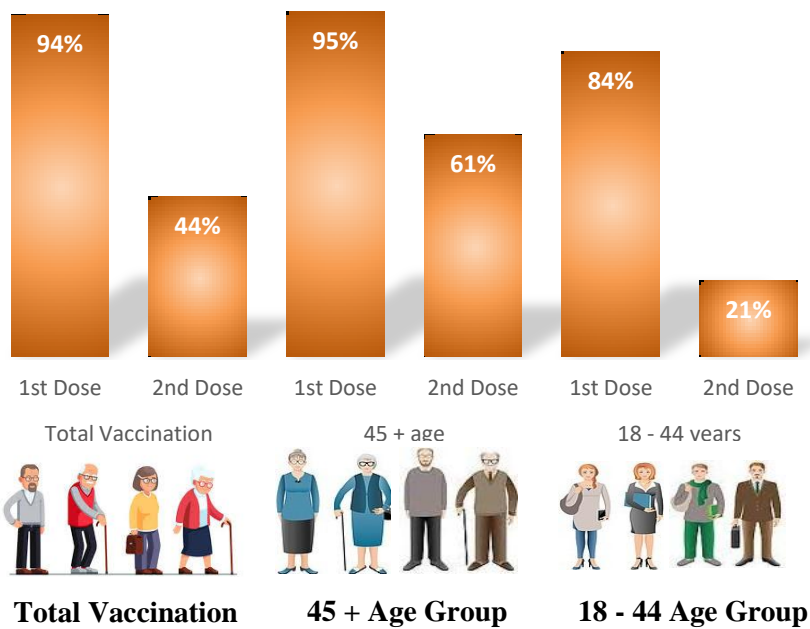
**OUR HEALTHOURRESPONSIBILTY  
VACCINEADVISORY**

- *People who are vaccinated with Covid Vaccine are reported to have reduced Covid related ICU admissions, serious disease and death.*
- *Early vaccination is useful to safeguard our life from this deadly disease.*
- *Vaccination sessions are planned as per the availability of vaccine.All are requested to cooperate.*
- *After receiving the first dose, second dose of Covishield vaccine is to be taken between 12–16 weeks and second dose of Covaxin between 4-6weeks.*
- *Covid vaccination is currently available to all above the age of 18*
- *Vaccination is available free of cost in all Government covid vaccination centers, and at a nominal rate (as per the GoI order F.No.2079203/2021/Immunization) in selected private Hospitals.*
- ***ENSURE ALL YOUR ELIGIBLE FAMILY MEMBERS ARE PROTECTED BY RECEIVING ANY OF THE AVAILABLE COVID VACCINE.***
- ***“BOTH COVAXIN AND COVISHIELD ARE EQUALLY EFFECTIVE AND SAFE”***
- ***“BE FULLY PROTECTED – GET THE SECOND DOSE AT YOUR SCHEDULED TIME”***

## ANALYSIS

COVID-19 mass vaccinations are showing signs of preventing illness and steep decline in cases and hospital admissions in countries which done vaccination. Kerala started its vaccination for health care workers from January 16, 2021. The COVID-19 Vaccines Operational Guidelines issued by the Ministry of Health and Family Welfare, Govt. of India, 28th December 2020 and all subsequent Guidelines issued by Ministry of Health and Family Welfare, Govt of India are followed at the sites and all vaccination lanes

### Summary of COVID Vaccine Administered as on 12-10-2021 midnight

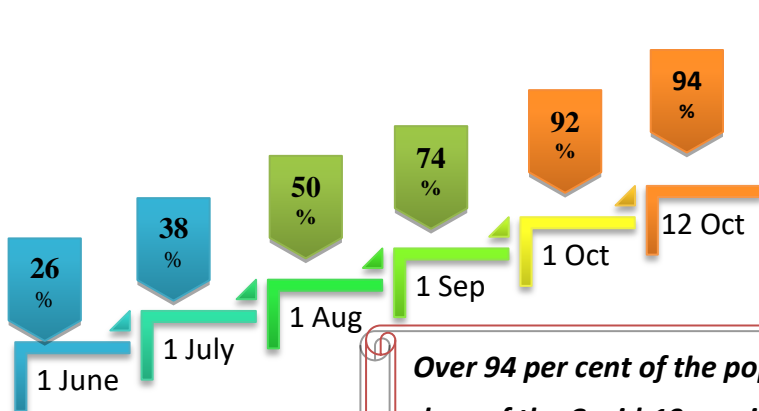


94% of eligible population vaccinated with a single dose till October 12

44% of eligible population vaccinated with double dose till October 12

State has vaccinated more than 95% of people aged more than 45 years with a single dose

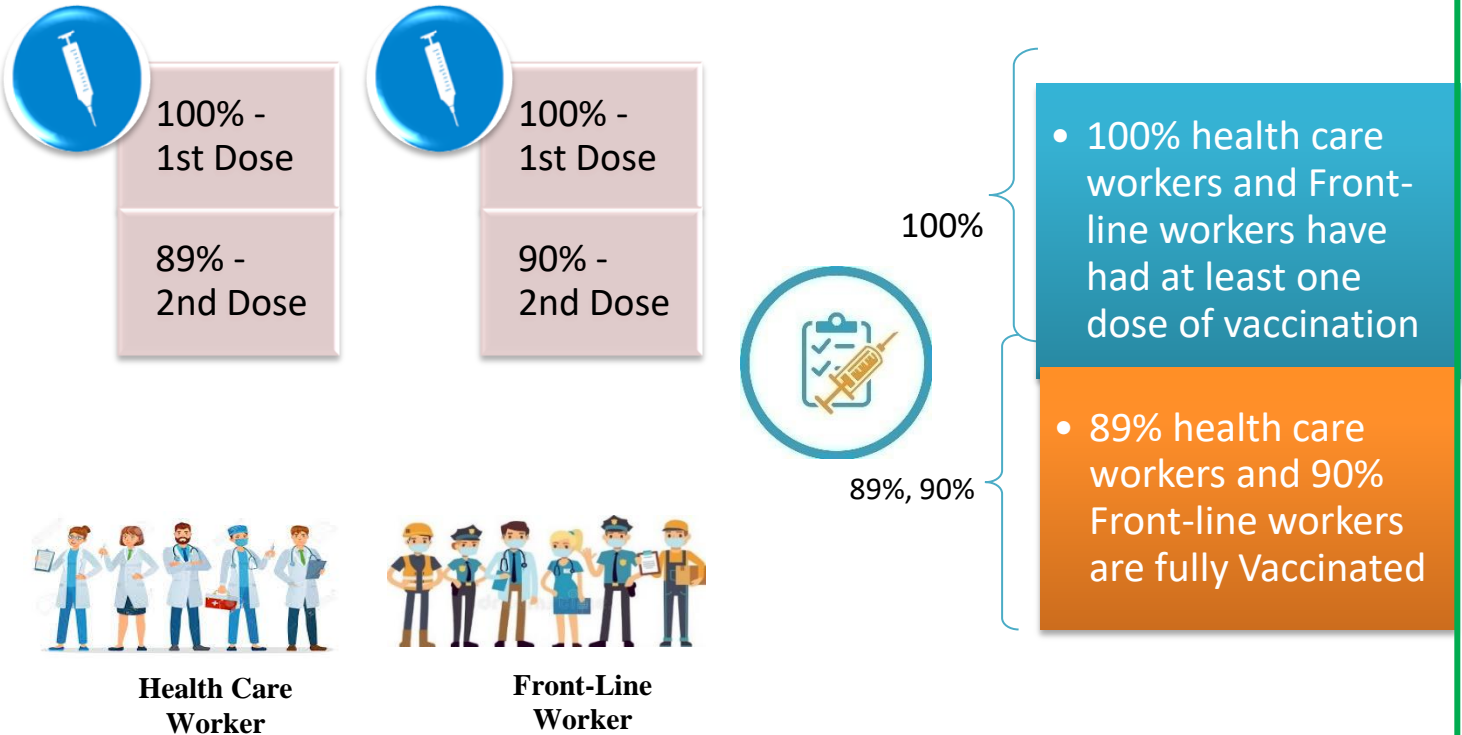
### Time Line of Vaccination Coverage




Kerala began administration of COVID 19 Vaccines on 16<sup>th</sup> January, 2021. As of 12<sup>th</sup> October 2021, Kerala has administered over 30 million doses overall, including first and second doses of vaccines.

Over 94 per cent of the population in Kerala has been administered the first dose of the Covid-19 vaccine. The state has achieved the target within 269 days since the beginning of the vaccination drive on January 16.

# Health Care Workers and Front-Line Workers Vaccinated



## Are You Vaccinated? You Still Need to Practice: SMS



- Even after vaccination, follow COVID appropriate behavior
- Practice Social Distancing and greet without physical contact
- Always wear clean face mask
- Wash your hands thoroughly and frequently or use hand sanitizer
- Follow the current COVID 19 guidelines to prevent further spread
- Stay Safe. Stay Strong. Get Vaccinated

Even After Getting Vaccinated Keep Taking Precautions to Protect Your Self



**GET VACCINATED**



**WASH YOUR HANDS**



**WEAR A MASK**



**KEEP YOUR DISTANCE**

# The Race Towards Full Vaccination - Weekly Trend

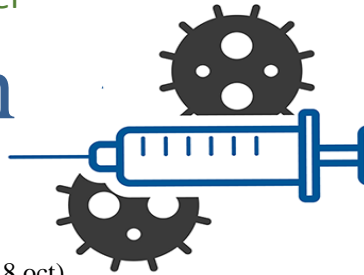
20Oct – 8 Oct

Kerala Administered over

## 6.85 Lakh

COVID Vaccine Doses

in the last 7 days (20Oct to 8 oct)

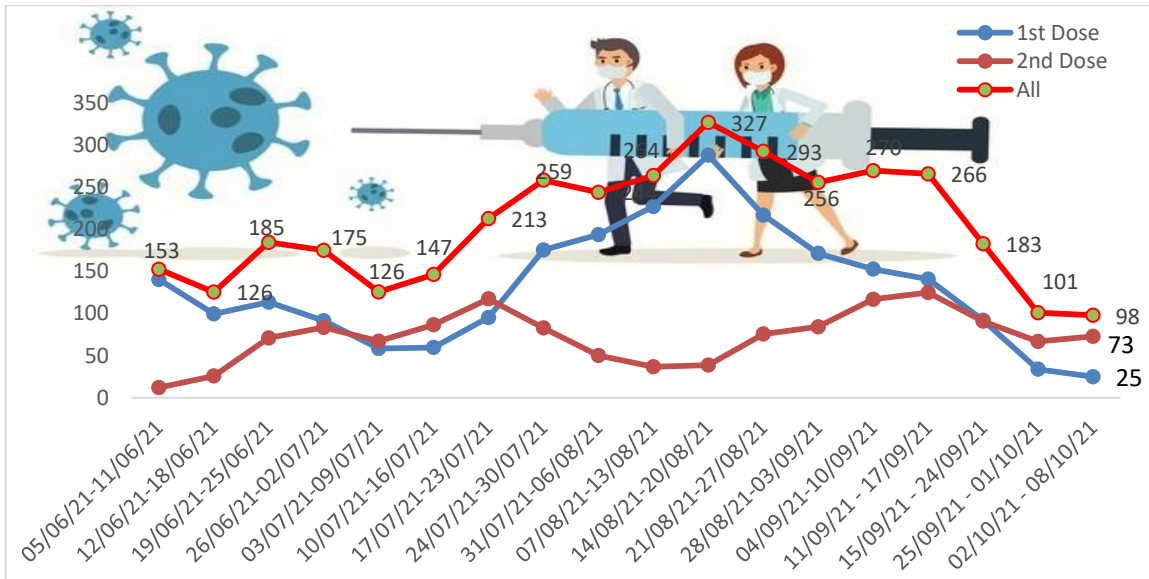


From October 2<sup>nd</sup> to October 8<sup>th</sup>, on average

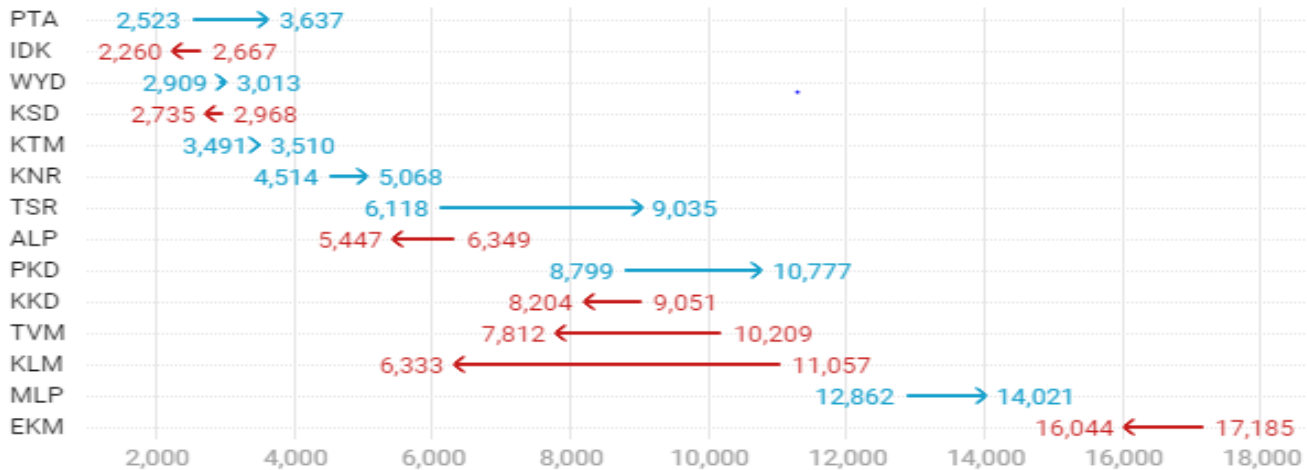
## 0.98 lakh

doses were administered daily.

Average Doses Administered Per day per week (in 1000)



Trend in average per day vaccination for the last two weeks



## Important Message to the Public

- a. *Infection or infection rate is only a part and disease manifestation of disease is to be monitored*
- b. *Fatality among vaccinated people is very less. Disease severity among vaccinated people is less.*
- c. *People with comorbidity should be careful. Once detected covid positive they should get admitted and do not stay at home.*
- d. *Death among non-vaccinated people, especially people with comorbidity is because of late arrival in hospitals*
- e. *Diabetes and Hypertension together is the most common cause of patient death if they arrive late.*
- f. *Vaccinated people, only if symptomatic are advised to consult Doctor.*
- g. *Non Vaccinated people, if symptomatic, may do RTPCR test*
- h. *Antigen testing is only for emergency purpose*
- i. *Non vaccinated people with co-morbidities to do testing by RTPCR and consult doctor*
- j. *Repeat RTPCR is not needed among the people who are detected COVID positive in the previous 2 months*
- k. *All young person detected positive and at home isolation should do glucose test*

TABLE1.Total Vaccination done in the State as on 12/10/2021 midnight

State Summary till			13/10/2021	at 12 AM		
District	Target	First Dose	Percentage *	Second Dose	Percentage *	Total Doses Administered
Alappuzha	1704179	1503705	88%	741563	44%	22,45,268
Ernakulam	2954098	2915536	99%	1543231	52%	44,58,767
Idukki	869082	853131	98%	414440	48%	12,67,571
Kannur	1913861	1871031	98%	819560	43%	26,90,591
Kasaragod	992363	898318	91%	466205	47%	13,64,523
Kollam	2093511	1932189	92%	921228	44%	28,53,417
Kottayam	1665546	1464922	88%	715067	43%	21,79,989
Kozhikode	2499523	2310813	92%	1034334	41%	33,45,147
Malappuram	2988358	2777705	93%	982016	33%	37,59,721
Palakkad	2140261	1963338	92%	799562	37%	27,62,900
Pathanamthitta	1036488	1040798	100%	602874	58%	16,43,672
Thiruvananthapuram	2675400	2553578	95%	1381339	52%	39,34,917
Thrissur	2545664	2272267	89%	1093111	43%	33,65,378
Wayanad	659698	654200	99%	370437	56%	10,24,637
<b>Grand Total</b>	<b>26738032</b>	<b>25011531</b>	<b>94%</b>	<b>11884967</b>	<b>44%</b>	<b>3,68,96,498</b>
	*Revised target population(> 18 years) as per MOHFW is 2.67 crores *As per letter from Additional Secretary MOHFW- D O No 2317579/2021/Imm dated 15/09/2021					

TABLE2.Covid-19 Vaccination Center Functional in the State as on 12/10/2021 midnight

<i>DISTRICTS</i>	Public	Private	Total
Alappuzha	84	5	89
Ernakulam	133	58	191
Idukki	55	8	63
Kannur	112	21	133
Kasaragod	95	7	102
Kollam	95	30	125
Kottayam	83	11	94
Kozhikode	97	31	128
Malappuram	73	9	82
Palakkad	104	15	119
Pathanamthitta	62	14	76
Thiruvananthapuram	123	22	145
Thrissur	89	30	119
Wayanad	55	2	57
<b>GrandTotal</b>	<b>1260</b>	<b>263</b>	<b>1523</b>

TABLE3. Health Care Workers Coverage as on 12/10/2021 midnight

<i>DISTRICT</i>	<i>1<sup>ST</sup> DOSE</i>	<i>Percentage</i>	<i>2<sup>ND</sup> DOSE</i>	<i>Percentage Fully Vaccinated</i>
<b>Alappuzha</b>	29004	100%	26386	91%
<b>Ernakulam</b>	85535	100%	72876	85%
<b>Idukki</b>	13547	100%	12596	93%
<b>Kannur</b>	40375	100%	36485	90%
<b>Kasaragod</b>	11608	100%	10478	90%
<b>Kollam</b>	36024	100%	32492	90%
<b>Kottayam</b>	38693	100%	34835	90%
<b>Kozhikode</b>	52721	100%	45996	87%
<b>Malappuram</b>	44815	100%	40267	90%
<b>Palakkad</b>	34667	100%	30678	88%
<b>Pathanamthitta</b>	29325	100%	24096	82%
<b>Thiruvananthapuram</b>	73398	100%	64015	87%
<b>Thrissur</b>	51904	100%	47631	92%
<b>Wayanad</b>	13973	100%	12988	93%
<b>GrandTotal</b>	<b>555589</b>	<b>100%</b>	<b>491819</b>	<b>89%</b>

TABLE4. Frontline workers Coverage as on 12/10/2021 midnight

<i>DISTRICT</i>	<i>1<sup>ST</sup> DOSE</i>	<i>Percentage</i>	<i>2<sup>nd</sup> DOSE</i>	<i>Percentage Fully Vaccinated</i>
<b>Alappuzha</b>	39106	100%	35595	91%
<b>Ernakulam</b>	54910	100%	48482	88%
<b>Idukki</b>	22982	100%	20478	89%
<b>Kannur</b>	41368	100%	39184	95%
<b>Kasaragod</b>	24610	100%	21813	89%
<b>Kollam</b>	42206	100%	36918	87%
<b>Kottayam</b>	32125	100%	29520	92%
<b>Kozhikode</b>	55251	100%	50215	91%
<b>Malappuram</b>	53899	100%	49589	92%
<b>Palakkad</b>	48083	100%	43902	91%
<b>Pathanamthitta</b>	25240	100%	21572	85%
<b>Thiruvananthapuram</b>	72942	100%	63925	88%
<b>Thrissur</b>	41896	100%	39524	94%
<b>Wayanad</b>	17017	100%	15748	93%
<b>GrandTotal</b>	<b>571635</b>	<b>100%</b>	<b>516465</b>	<b>90%</b>

TABLE5.Age-Appropriate Group (≥45Years) Coverage as on 12/10/2021 midnight

Age appropriate group (≥45years) Coverage as on 13/10/2021, 12AM					
District	Target	1 <sup>st</sup> dose coverage	Percentage	2nd dose	Percentage Fully Vaccinated*
Alappuzha	960001	844638	88%	521646	54%
Ernakulam	1483234	1425654	96%	978038	66%
Idukki	431545	434489	101%	297469	69%
Kannur	965897	936402	97%	562875	58%
Kasaragod	435487	425187	98%	317866	73%
Kollam	1038759	1030930	99%	655133	63%
Kottayam	902961	813018	90%	491236	54%
Kozhikode	1185845	1149083	97%	696096	59%
Malappuram	1210980	1155853	95%	641113	53%
Palakkad	1051934	953643	91%	540230	51%
Pathanamthitta	575669	584890	102%	450628	78%
Thiruvananthapuram	1366301	1284954	94%	903060	66%
Thrissur	1271199	1215316	96%	747055	59%
Wayanad	298546	301887	101%	244658	82%
<b>GrandTotal</b>	<b>13178358</b>	<b>12555944</b>	<b>95%</b>	<b>8047103</b>	<b>61%</b>

\*Amongthosewhotook1<sup>st</sup>Dose

TABLE6.Age-Appropriate Group (18-44Years) Coverage as on 12/10/2021 midnight

18-44 years Coverage as on 13/10/21 at 12 AM					
District	Target	First Dose		2nd Dose	Percentage fully vaccinated*
		1st Dose Coverage	Percentage	Coverage	
Alappuzha	744178	590957	79%	157936	21%
Ernakulam	1470864	1349437	92%	443835	30%
Idukki	437537	382113	87%	83897	19%
Kannur	947964	852886	90%	181016	19%
Kasaragod	556876	436913	78%	116048	21%
Kollam	1054752	823029	78%	196685	19%
Kottayam	762585	581086	76%	159476	21%
Kozhikode	1313678	1053758	80%	242027	18%
Malappuram	1777378	1523138	86%	251047	14%
Palakkad	1088327	926945	85%	184752	17%
Pathanamthitta	460819	401343	87%	106578	23%
Thiruvananthapuram	1309099	1122284	86%	350339	27%
Thrissur	1274465	963151	76%	258901	20%
Wayanad	361152	321323	89%	97043	27%
<b>Grand Total</b>	<b>13559674</b>	<b>11328363</b>	<b>84%</b>	<b>2829580</b>	<b>21%</b>

\*Among those who have taken first dose



TABLE7.Achievement for the day 12/10/2021 midnight

<i>DISTRICT</i>	<i>1<sup>st</sup> Dose</i>	<i>2<sup>nd</sup> Dose</i>	<i>Total</i>
Alappuzha	1035	7356	8391
Ernakulam	4340	16148	20488
Idukki	1404	3260	4664
Kannur	1937	4540	6477
Kasaragod	614	2251	2865
Kollam	2071	9344	11415
Kottayam	1155	4157	5312
Kozhikode	2186	5486	7672
Malappuram	5913	6402	12315
Palakkad	2796	11120	13916
Pathanamthitta	887	3902	4789
Thiruvananthapuram	4473	13857	18330
Thrissur	1878	11966	13844
Wayanad	563	2542	3105
<b>GrandTotal</b>	<b>31252</b>	<b>102331</b>	<b>133583</b>

\*\* Vaccine stock details couldn't be downloaded from e-VIN portal as the portal is down.

TABLE9.COVID Vaccination related sites

<a href="mailto:support@cowin.gov.in">support@cowin.gov.in</a> <a href="https://www.cowin.gov.in/home">https://www.cowin.gov.in/home</a> <a href="https://dashboard.kerala.gov.in/">https://dashboard.kerala.gov.in/</a> <a href="https://dhs.kerala.gov.in/https://aogyakeralam.gov.in/https://sha.kerala.gov.in/">https://dhs.kerala.gov.in/https://aogyakeralam.gov.in/https://sha.kerala.gov.in/</a>
---

*TABLE 10. COVID Vaccination related Helpline numbers*

<b>National/State/District</b>	<b>Line1</b>	<b>Line2</b>	<b>Line3</b>
National Helpline	1075	+91 1123978046	0120 4473222
Disha	1056	04712552056	
StateCallCenter	04712309251	04712309252	04712309255
Thiruvananthapuram	9188610100	1077	
Kollam	04742797609	8589015556	
Pathanamthitta	04682222515	04682228220	
Alappuzha	04772239999		
Kottayam	04812565200	04812304800	04812581900
Idukki	18004255640	04862232220	04862233118
Ernakulam	9072303861		
Thrissur	9400066921	9400066922	9400066923
Palakkad	04912505264	04912505189	8943341439
Malappuram	04832733253	04832737858	04832733252
Kozhikode	7594001442		
Wayanad	04936202343	04936202375	9072510900
Kannur	04972700194		
Kasargod	9061076590	9061079244	9061078026