



www.health.kerala.gov.in

**COVID-19 OUTBREAK CONTROL AND PREVENTION STATE CELL
HEALTH&FAMILY WELFARE DEPARTMENT**

www.dhs.kerala.gov.in

controlroomdhskerala@gmail.com

Kerala HEALTH-COVID-19 DAILY VACCINATION BULLETIN

Date: 06/05/2022

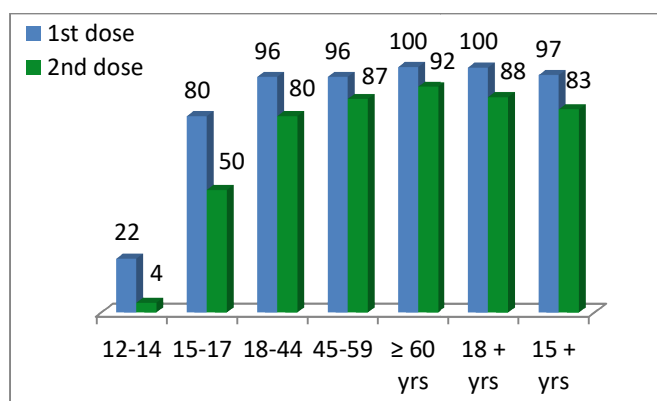
**OUR HEALTH OUR RESPONSIBILITY
VACCINE ADVISORY**

- *People who are vaccinated with Covid Vaccine are reported to have reduced Covid related ICU admissions, serious disease and death.*
- *Early vaccination is useful to safeguard our life from this deadly disease.*
- *Vaccination sessions are planned as per the availability of vaccine. All are requested to cooperate.*
- *After receiving the first dose, second dose of Covishield vaccine is to be taken between 12–16weeks and second dose of Covaxin between 4-6 weeks.*
- *Covid vaccination is currently available to all above 15 years. Children in 15-18 age group will get Covaxin.*
- *Health Staffs, Frontline workers and people above 60 years with co-morbidities will get precaution dose after 9 months or 39 weeks from the second dose. The Same vaccine administered as first and second dose is to be taken as precaution dose. People above 60 years with co-morbidities should take medical advice before receiving precaution dose.*
- *Vaccination is available free of cost in all Government covid vaccination centers, and at a nominal rate (as per the Gol order F.No.2079203/2021/Immunization) in selected private Hospitals.*
- **ENSURE ALL YOUR ELIGIBLE FAMILY MEMBERS ARE PROTECTED BY RECEIVING ANY OF THE AVAILABLE COVID VACCINE.**
- **"BOTH COVAXIN AND COVISHIELD ARE EQUALLY EFFECTIVE AND SAFE"**
- **"BE FULLY PROTECTED – GET THE SECOND DOSE AT YOUR SCHEDULED TIME"**

ANALYSIS

COVID-19 mass vaccinations are showing signs of preventing illness and steep decline in cases and hospital admissions in countries which done vaccination. Kerala started its vaccination for health care workers from January 16, 2021. The COVID-19 Vaccines Operational Guidelines issued by the Ministry of Health and Family Welfare, Govt. of India, 28th December 2020 and all subsequent Guidelines issued by Ministry of Health and Family Welfare, Govt of India are followed at the sites and all vaccination lanes

Summary of COVID Vaccine Administered as on 06-05-2022 midnight




97% of eligible population vaccinated with a single dose till May 06

83% of eligible population vaccinated with double dose till May 06

State has vaccinated about **80%** of children aged 15 - 17 years with a single dose

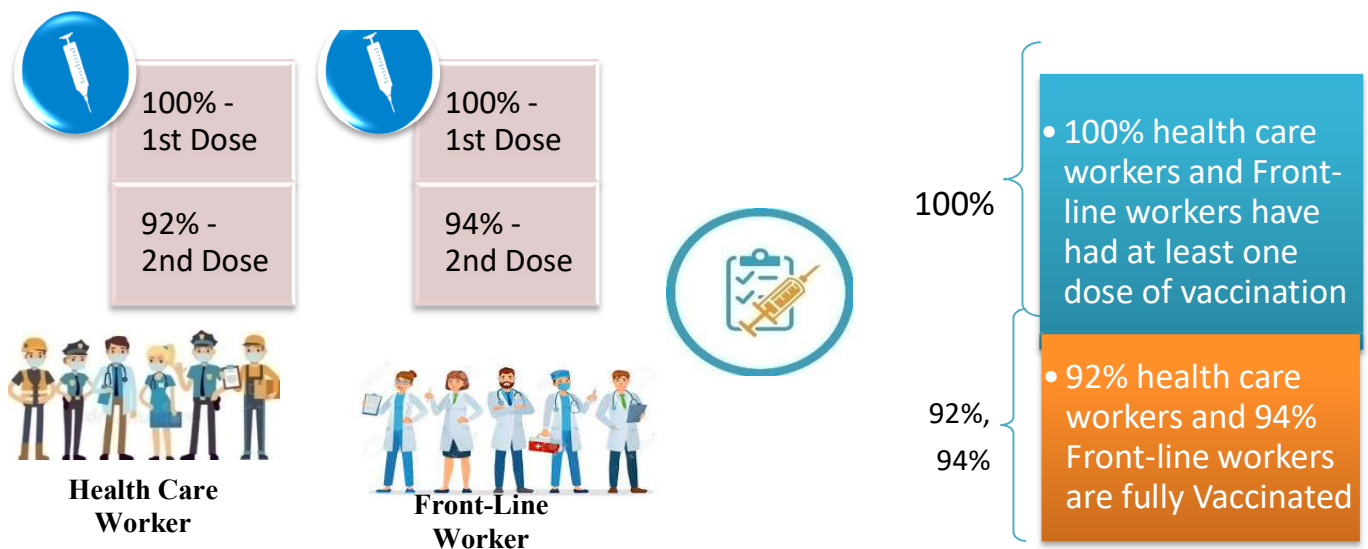
Time Line of Vaccination Coverage



Kerala began administration of COVID 19 Vaccines on 16th January, 2021. As of 06th May 2022, Kerala has administered over 54 million doses overall, including first and second doses of vaccines.


Over 97 per cent of the eligible population (15 + years) in Kerala has been administered the first dose of the Covid-19 vaccine. The state has achieved the target within 482 days since the beginning of the vaccination drive on January 16, 2021

Health Care Workers & Front-line Workers Vaccinated



Are You Vaccinated? You Still Need to Practice: SMS

- Even after vaccination, follow COVID appropriate behavior
- Practice Social Distancing and greet without physical contact
- Always wear clean face mask
- Wash your hands thoroughly and frequently or use hand sanitizer
- Follow the current COVID 19 guidelines to prevent further spread
- Stay Safe. Stay Strong. Get Vaccinated



Even After Getting Vaccinated Keep Taking Precautions to Protect Your Self



GET VACCINATED

WASH YOUR HANDS

WEAR A MASK

KEEP YOUR DISTANCE

The Race Towards Full Vaccination - Weekly Trend 23rd – 29th April 2022

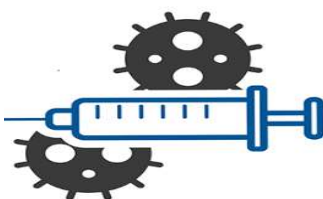
Kerala Administered over

0.71 Lakh

COVID Vaccine Doses

in the last 7 days

(23rd – 29th April, 2022)



From 23rd – 29th April, 2022 on average

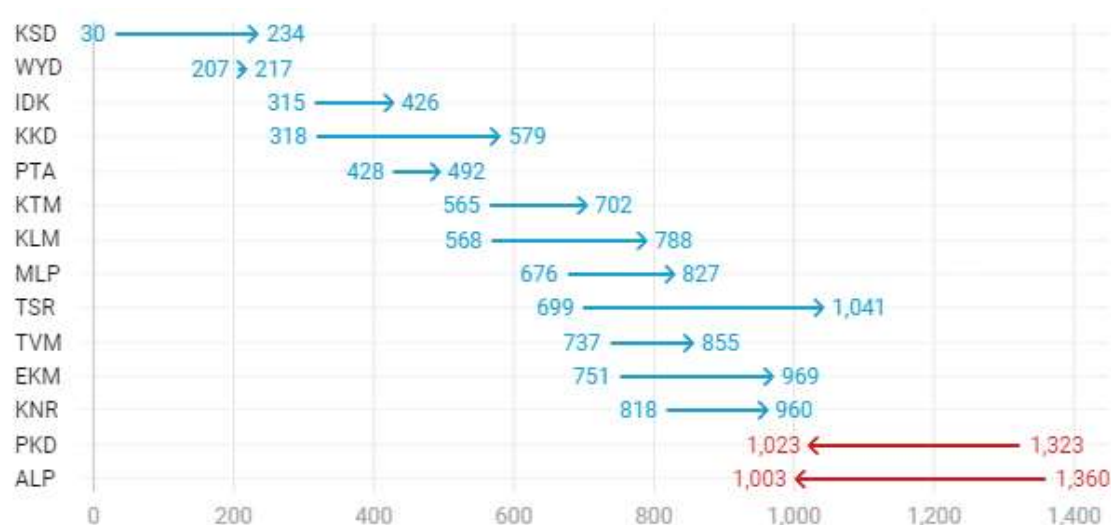
0.10lakh

 doses were administered daily.

Average Doses Administered Per day per week (in 1000)



Trend in average per day vaccination (in 1000) for the last two weeks

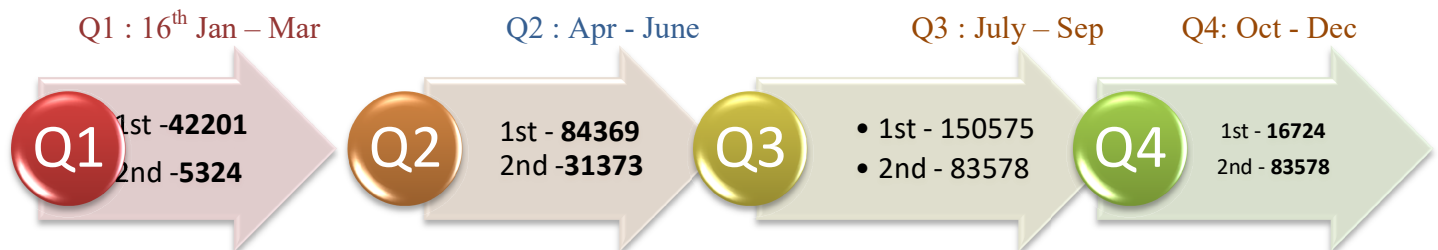


Race Against Time – Vaccination Quarterly Status

(Q1:16th Jan-Mar, Q2: Apr-June, Q3: July-Sep, Q4: Oct-Dec)

Daily Average Doses Administered per Quarter

In the first Quarter, only 42201 first doses and 5324 second doses were administered daily on average. During the second, third and fourth quarters, the daily vaccination of the first and second doses increased significantly.



Vaccination Achievement per Quarter

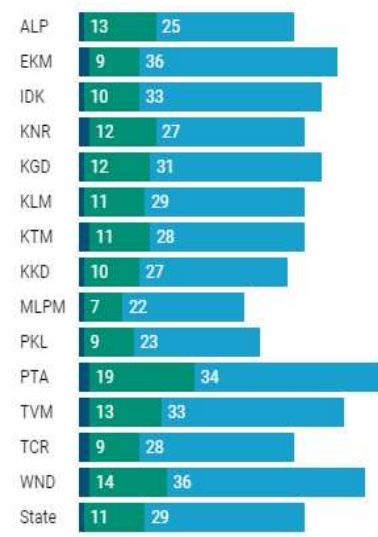
In the third quarter of the immunization drive, 52% of the eligible population (18 + age) in Kerala were given the first dose and 29% the second dose.

■ Q1 ■ Q2 ■ Q3

First Dose

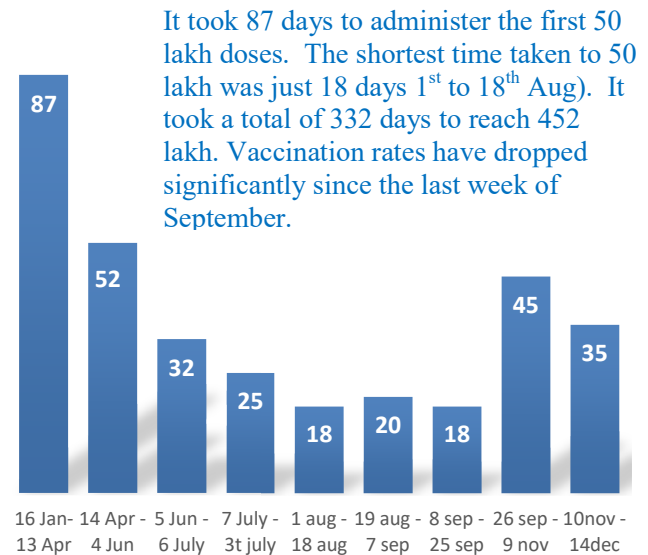


Second Dose



Dose Progression

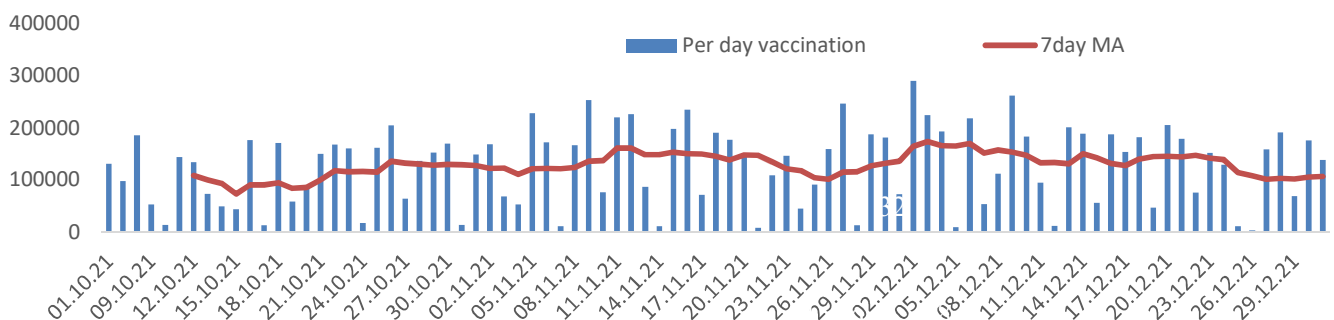
The chart shows the days taken for total COVID-19 Vaccination doses (both first and second) in Kerala to cross every 50 lakh dose mark



It took 87 days to administer the first 50 lakh doses. The shortest time taken to 50 lakh was just 18 days 1st to 18th Aug). It took a total of 332 days to reach 452 lakh. Vaccination rates have dropped significantly since the last week of September.

Vaccine Administered per Day and 7 days Moving Average in Last Quarter (Oct-Dec)

The seven-day moving average of daily doses in the last quarter showed a peak on December 2nd and continued to fluctuate thereafter



Important Message to the Public

- a. Infection or infection rate is only a part and disease manifestation of disease is to be monitored*
- b. Fatality among vaccinated people is very less. Disease severity among vaccinated people is less.*
- c. People with comorbidity should be careful. Once detected covid positive they should get admitted and do not stay at home.*
- d. Death among non-vaccinated people, especially people with comorbidity is because of late arrival in hospitals*
- e. Diabetes and Hypertension together is the most common cause of patient death if they arrive late.*
- f. Vaccinated people, only if symptomatic are advised to consult Doctor.*
- g. Non Vaccinated people, if symptomatic, may do RTPCR test*
- h. Antigen testing is only for emergency purpose*
- i. Non vaccinated people with co-morbidities to do testing by RTPCR and consult doctor*
- j. Repeat RTPCR is not needed among the people who are detected COVID positive in the previous 2 months*
- k. All young person detected positive and at home isolation should do glucose test*

TABLE1.Total Vaccination done in the State as on 06/05/2022 midnight

State Summary (15+ years)-Total doses administered till 07/05/2022 at 12 AM								
District	Target	First Dose	Percent age	Second Dose	Percentage*	Precaution Dose	Percentage	Total doses administered
Alappuzha	1829568	1709305	93%	1575650	86%	140764	33%	34,25,719
Ernakulam	3217878	3231988	100%	2744396	85%	168814	24%	61,45,198
Idukki	950762	943497	99%	785584	83%	34674	17%	17,63,755
Kannur	2100307	2125306	101%	1864512	89%	120976	25%	41,10,794
Kasaragod	1092141	1023889	94%	853778	78%	42549	16%	19,20,216
Kollam	2268371	2182128	96%	1880509	83%	123871	26%	41,86,508
Kottayam	1704500	1638048	96%	1432255	84%	114451	28%	31,84,754
Kozhikode	2746273	2623514	96%	2174688	79%	108264	19%	49,06,466
Malappuram	3386535	3326241	98%	2600849	77%	87907	17%	60,14,997
Palakkad	2349082	2302026	98%	1969885	84%	120510	30%	43,92,421
Pathanamthitta	1118564	1141628	102%	963898	86%	115603	32%	22,21,129
Thiruvananthapuram	2914006	2824590	97%	2438088	84%	193550	27%	54,56,228
Thrissur	2767777	2593510	94%	2378260	86%	179795	31%	51,51,565
Wayanad	716933	731692	102%	630496	88%	34620	18%	13,96,808
Grand Total	29,162,697	2,83,97,362	97%	2,42,92,848	83%	15,86,348	25%	5,42,76,558

TABLE2.Covid-19 Vaccination Center Functional in the State as on 06/05/2022 midnight

DISTRICTS	12+	15+	18+	Total
Alappuzha	84	0	3	87
Ernakulam	14	8	54	76
Idukki	11	6	18	35
Kannur	9	5	25	39
Kasaragod	0	0	6	6
Kollam	10	9	11	30
Kottayam	19	15	26	60
Kozhikode	38	5	22	65
Malappuram	22	10	25	57
Palakkad	11	17	24	52
Pathanamthitta	18	10	19	47
Thiruvananthapuram	0	2	10	12
Thrissur	25	6	25	56
Wayanad	1	2	3	6
GrandTotal	262	95	271	628

TABLE3. Health Care Workers Coverage as on 06/05/2022 midnight

DISTRICT	1st DOSE	2nd Dose	% fully vaccinated	Precaution dose	Precaution dose (%) *
Alappuzha	29022	27223	94%	13100	53%
Ernakulam	85566	75776	89%	30477	44%
Idukki	13554	13001	96%	5583	48%
Kannur	40388	37525	93%	17829	52%
Kasaragod	11610	10810	93%	4692	48%
Kollam	36036	33805	94%	14518	49%
Kottayam	38706	36291	94%	16335	50%
Kozhikode	52734	47940	91%	17423	41%
Malappuram	44834	41978	94%	16985	48%
Palakkad	34674	32005	92%	15224	53%
Pathanamthitta	29336	25074	85%	11344	50%
Thiruvananthapuram	73424	66365	90%	26147	45%
Thrissur	51909	49176	95%	25590	57%
Wayanad	13978	13286	95%	6228	51%
Grand Total	555771	510255	92%	221475	48%

1st Dose coverage for HCW is 100%

*Proportion of beneficiaries who are eligible (completed 9 months after 2nd dose)

TABLE4. Frontline workers Coverage as on 06/05/2022 midnight

DISTRICT	1st dose	2nd Dose	% fully vaccinated	Precaution dose	Precaution dose(%) *
Alappuzha	39128	36740	94%	12642	38%
Ernakulam	54934	50330	92%	17412	39%
Idukki	22993	21334	93%	5107	29%
Kannur	41382	39957	97%	11782	32%
Kasaragod	24615	22464	91%	6067	30%
Kollam	42235	38814	92%	9791	29%
Kottayam	32141	30594	95%	10492	38%
Kozhikode	55273	52546	95%	8827	19%
Malappuram	53913	51254	95%	12515	28%
Palakkad	48097	45525	95%	15429	38%
Pathanamthitta	25249	22524	89%	6664	33%
Thiruvananthapuram	72999	67599	93%	20194	36%
Thrissur	41907	40726	97%	16878	46%
Wayanad	17021	16091	95%	3906	27%
Grand Total	571887	536498	94%	157706	33%

1st Dose coverage for FLW is 100%

*Proportion of beneficiaries who are eligible (completed 9 months after 2nd dose)

TABLE5.Age-Appropriate Group (45-59 Years) Coverage as on 06/05/2022 midnight

Table 5: Age appropriate group (45-59 years) coverage							
45-59 years Coverage as on 07/05/2022				at 12 AM			
District	Target	1st Dose Coverage	Percentage	2nd Dose Coverage	Percentage fully vaccinated	Precaution dose	%
Alappuzha	535436	438839	82%	415600	78%	1592	1%
Ernakulam	809349	783491	97%	701494	87%	6992	3%
Idukki	237564	246932	104%	218952	92%	292	0%
Kannur	527295	515749	98%	479401	91%	1589	1%
Kasaragod	253027	252170	100%	223680	88%	227	0%
Kollam	541201	559943	103%	501756	93%	1629	1%
Kottayam	478470	414086	87%	374094	78%	2045	2%
Kozhikode	658949	654769	99%	580453	88%	1660	1%
Malappuram	733338	722729	99%	626657	85%	845	0%
Palakkad	614226	547101	89%	498723	81%	2014	2%
Pathanamthitta	264372	281761	107%	251507	95%	1635	2%
Thiruvananthapuram	735836	681494	93%	612736	83%	4649	2%
Thrissur	689418	663869	96%	624104	91%	5806	3%
Wayanad	170537	177122	104%	164217	96%	167	0%
Grand Total	7249018	69,40,055	96%	62,73,374	87%	31142	2%

TABLE6.Age-Appropriate Group (≥60 Years) Coverage as on 06/05/2022midnight

Table 6: Age appropriate group (≥ 60 years) coverage							
≥ 60 years Coverage as on 07/05/2022				at 12 AM			
District	Target	1st Dose Coverage	Percentage	2nd Dose Coverage	Percentage fully vaccinated	Precaution dose	%
Alappuzha	424565	428944	101%	400380	94%	113205	50%
Ernakulam	673885	676123	100%	619871	92%	112811	33%
Idukki	193981	194542	100%	172879	89%	23653	25%
Kannur	438602	444404	101%	412163	94%	89556	40%
Kasaragod	182460	181681	100%	160181	88%	31536	30%
Kollam	497558	499426	100%	454493	91%	97698	41%
Kottayam	418008	419591	100%	383692	92%	85356	41%
Kozhikode	526896	529073	100%	479454	91%	80113	32%
Malappuram	477642	488034	102%	433697	91%	57447	28%
Palakkad	437708	439736	100%	401452	92%	87728	46%
Pathanamthitta	311297	312162	100%	280443	90%	95645	49%
Thiruvananthapuram	630465	632909	100%	570780	91%	142212	43%
Thrissur	581781	587993	101%	557276	96%	130853	46%
Wayanad	128009	128290	100%	114319	89%	24302	30%
Grand Total	5922857	59,62,908	101%	54,41,080	92%	11,72,115	39%

TABLE 6. Age-Appropriate Group (18-44 Years) Coverage as on 06/05/2022 midnight

18-44 years Coverage as on 07/05/2022 at 12 AM							
District	Target	First Dose					
		1st Dose Coverage	Percentage	2nd Dose Coverage	Percentage fully vaccinated	Precaution dose	%
Alappuzha	744178	669287	90%	629190	85%	225	1%
Ernakulam	1470864	1508743	103%	1220998	83%	1122	3%
Idukki	437537	419106	96%	332080	76%	39	1%
Kannur	947964	964264	102%	823738	87%	220	1%
Kasaragod	556876	500803	90%	406182	73%	27	0%
Kollam	1054752	931768	88%	786524	75%	235	1%
Kottayam	665544	654661	98%	563421	85%	223	1%
Kozhikode	1313678	1219785	93%	959772	73%	241	1%
Malappuram	1777378	1827587	103%	1372775	77%	115	0%
Palakkad	1088327	1085352	100%	907189	83%	115	1%
Pathanamthitta	460819	442857	96%	354201	77%	315	2%
Thiruvananthapuram	1309099	1247174	95%	1056331	81%	348	1%
Thrissur	1274465	1097025	86%	1015307	80%	668	2%
Wayanad	361152	354291	98%	300535	83%	17	0%
Grand Total	13462633	1,29,22,703	96%	1,07,28,243	80%	3910	1%
*Among those who have taken first dose							

TABLE 7. Age-Appropriate Group (15-17 Years) Coverage as on 06/05/2022 midnight

15-17 years Coverage as on 07/05/2022 at 12 AM					
District	Target	1st Dose Coverage	Percentage	2nd Dose Coverage	Percentage fully vaccinated
Alappuzha	80832	77039	95%	59502	74%
Ernakulam	172307	111288	65%	74952	43%
Idukki	51339	35882	70%	25650	50%
Kannur	97722	99253	102%	68102	70%
Kasaragod	60496	48627	80%	29747	49%
Kollam	105234	95040	90%	63751	61%
Kottayam	85400	64899	76%	43010	50%
Kozhikode	143028	106354	74%	54068	38%
Malappuram	241212	177227	73%	73173	30%
Palakkad	132742	114052	86%	77010	58%
Pathanamthitta	48854	39140	80%	28545	58%
Thiruvananthapuram	145238	101162	70%	62687	43%
Thrissur	123540	121119	98%	86198	70%
Wayanad	29245	34647	118%	20986	72%
Grand Total	1,517,189	12,25,729	80%	7,67,381	50%

Table 8: Age appropriate group (12-14 years) Coverage as on 06/05/2022 midnight

12-14 years Coverage as on			07/05/2022	at 12 AM	
District	Target	1st Dose Coverage	Percentage	2nd Dose Coverage	Percentage fully vaccinated
Alappuzha	43284	27046	62%	7015	16%
Ernakulam	90244	11843	13%	975	1%
Idukki	29672	10488	35%	1688	6%
Kannur	89079	19866	22%	3626	4%
Kasaragod	39968	4383	11%	714	2%
Kollam	69984	17680	25%	1366	2%
Kottayam	55571	13964	25%	1153	2%
Kozhikode	103644	5526	5%	455	0%
Malappuram	159652	11917	7%	1315	1%
Palakkad	75249	33014	44%	7981	11%
Pathanamthitta	33203	11123	33%	1604	5%
Thiruvananthapuram	93804	15428	16%	1590	2%
Thrissur	99789	29688	30%	5473	5%
Wayanad	27857	6343	23%	1062	4%
Grand Total	10,11,000	2,18,309	22%	36,017	4%

TABLE9.State Summary (18+) as on 06/05/2022 midnight

State Summary (18+) 07-05-2022				at 12 AM			
District	Target	First Dose	Percentage	Second Dose	Percentage*	Precaution Dose	Percentage
Alappuzha	1704179	1605220	94%	1509133	89%	140764	33%
Ernakulam	2954098	3108857	105%	2668469	90%	168814	24%
Idukki	869082	897127	103%	758246	87%	34674	17%
Kannur	1913861	2006187	105%	1792784	94%	120976	25%
Kasaragod	992363	970879	98%	823317	83%	42549	16%
Kollam	2093511	2069408	99%	1815392	87%	123871	26%
Kottayam	1562022	1559185	100%	1388092	89%	114451	28%
Kozhikode	2499523	2511634	100%	2120165	85%	108264	19%
Malappuram	2988358	3137097	105%	2526361	85%	87907	17%
Palakkad	2140261	2154960	101%	1884894	88%	120510	30%
Pathanamthitta	1036488	1091365	105%	933749	90%	115603	32%
Thiruvananthapuram	2675400	2708000	101%	2373811	89%	193550	27%
Thrissur	2545664	2442703	96%	2286589	90%	179795	31%
Wayanad	659698	690702	105%	608448	92%	34620	18%
Grand Total	2,66,34,508	2,69,53,324	101%	2,34,89,450	88%	1586348	25%
*Revised target population(> 18 years) as per MOHFW is 2.67 crores							
*As per letter from Additional Secretary MOHFW- D O No 2317579/2021/Imm dated 15/09/2021							

TABLE 10. Achievement for the day 06/05/2022 midnight

Daily achievement		07-05-2022		
District	First Dose	Second Dose	Precaution dose	Total Doses Administered
Alappuzha	1532	1855	176	3563
Ernakulam	1119	1028	2672	4819
Idukki	516	800	427	1743
Kannur	597	1009	1230	2836
Kasaragod	0	5	21	26
Kollam	843	522	431	1796
Kottayam	588	786	981	2355
Kozhikode	1333	412	583	2328
Malappuram	778	1226	695	2699
Palakkad	412	1332	1029	2773
Pathanamthitta	509	876	944	2329
Thiruvananthapuram	39	91	224	354
Thrissur	1012	1074	708	2794
Wayanad	252	437	141	830
Grand Total	9530	11453	10262	31245

** Vaccine stock details couldn't be downloaded from e-VIN portal as the portal is down.

TABLE11.COVID Vaccination related sites

support@cowin.gov.in https://www.cowin.gov.in/home https://dashboard.kerala.gov.in/ https://dhs.kerala.gov.in/https://aogyakeralam.gov.in/https://sha.kerala.gov.in/

TABLE10.COVID Vaccination related Helpline numbers

National/State/District	Line1	Line2	Line3
National Helpline	1075	+91 1123978046	0120 4473222
Disha	1056	04712552056	
StateCallCenter	04712309251	04712309252	04712309255
Thiruvananthapuram	9188610100	1077	
Kollam	04742797609	8589015556	
Pathanamthitta	04682222515	04682228220	
Alappuzha	04772239999		
Kottayam	04812565200	04812304800	04812581900
Idukki	18004255640	04862232220	04862233118
Ernakulam	9072303861		
Thrissur	9400066921	9400066922	9400066923
Palakkad	04912505264	04912505189	8943341439
Malappuram	04832733253	04832737858	04832733252
Kozhikode	7594001442		
Wayanad	04936202343	04936202375	9072510900
Kannur	04972700194		
Kasargod	9061076590	9061079244	9061078026