

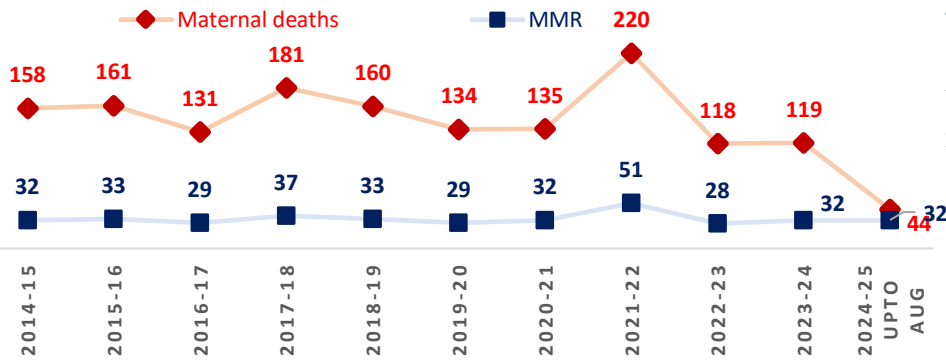
Maternal Death – Fact Sheet

Apr to Aug 2024

Main Findings

- *In the last ten years, the highest number of maternal deaths was reported in 2021-22. Out of 220 maternal deaths reported during this period, 97 were due to covid.*
- *A total of 44 maternal deaths have been reported during the period from April to August 2024-25.*
- *Palakkad (9) reported the highest number of maternal deaths. Around 60% of the total deaths were reported from Palakkad(9), Thrissur(6), Malappuram(6), Kasaragod(5) and Kozhikode(5) districts*
- *Out of the 44 maternal deaths reported this year, one involved a migrant worker, and this case was reported from the KGD District.*
- *During this period, three maternal suicides were reported. Maternal suicides showed a reduction compared to the previous year, when a total of 13 maternal suicides were reported.*
- *Out of the total maternal deaths, 38% happened in the antepartum period, 5% on the day of delivery and 57% in the postpartum period (1 to 42 days after delivery)*
- *14% maternal deaths happened at home and 7% happened enroute a health facility , 50% at private hospitals and 23% at public*
- *Of the maternal deaths reported during 2023-24, 28 were post-delivery. Of these, 15 had a cesarean delivery and 10 had a normal delivery (3-NR).*
- *Of 28 post-delivery maternal deaths, 12 were preterm delivery*
- *More than half of the maternal deaths reported last year were between the ages of 20 and 29. But most of the maternal deaths reported this year are between 25 and 35 years of age.*
- *Out of total 44 maternal deaths reported from April to Aug 2024, 3 were from urban areas and 42 from rural areas*
- *The majority of maternal deaths in the previous year were reported in the gravida 1 & 2 category. But this year majority of deaths happened among the gravida 2 & 3 categories.*
- *Six maternal deaths at home have been reported so far this year: one due to homicide, two suicides, and three caused by a recent landslide disaster in Wayanad district.*
- ***30-34 years** consistently records the highest number of maternal deaths, with **35 maternal deaths** reported in **2023-24** and **17 deaths** reported so far in **2024-25 (up to August)***

Trend in Maternal Deaths in Kerala over last ten years



44 maternal deaths have been reported in Kerala in April to August 2024. Out of this, four deaths have happened in neighboring states (Tamil Nadu-3, Karnataka-1).

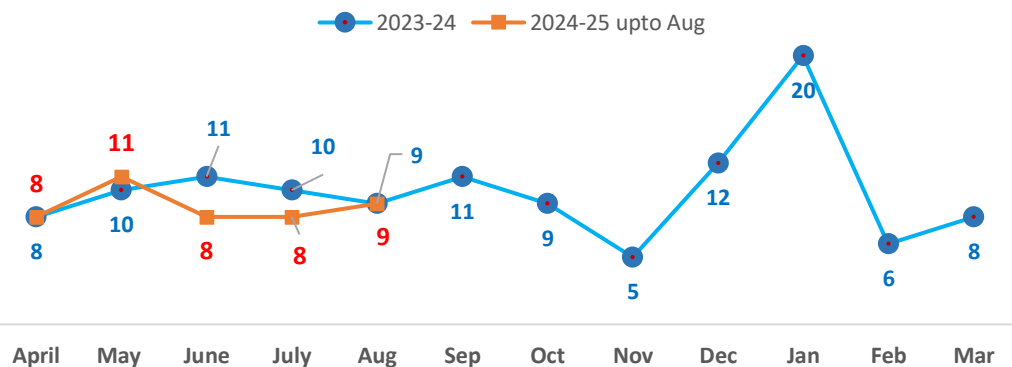


2024- 25 (upto August)
Maternal Death – 44
MMR - 32

Maternal Deaths Reported during 2024 - 25

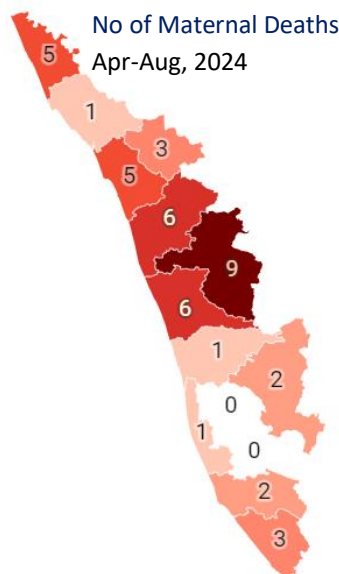
- A total of **47** maternal deaths were reported in April to Aug **last year**, while **this year** it is **44**.
- Palakkad (9), Thrissur(6), Malappuram(6), Kozhikkode(5) & Kasaragod(5) reported the highest number of maternal deaths in this period

Number of maternal Deaths -monthly trend - comparison with previous year



District-wise Maternal Deaths Reported during 2024-25

- Palakkad (9)** reported the highest number of maternal deaths
- Around 60% of the total deaths were reported from **Palakkad (9), Thrissur (6), Malappuram(6), Kozhikkode(5) and Kasaragod(5)** districts.
- Two maternal deaths reported from KSD, one death from PKD and one from IDK occurred outside the state (three in Tamil Nadu and one in Karnataka). Last year also, 10 out of 17 maternal deaths in Kasaragod took place in neighboring states.



- Out of the total 44 deaths, 4 occurred in other States

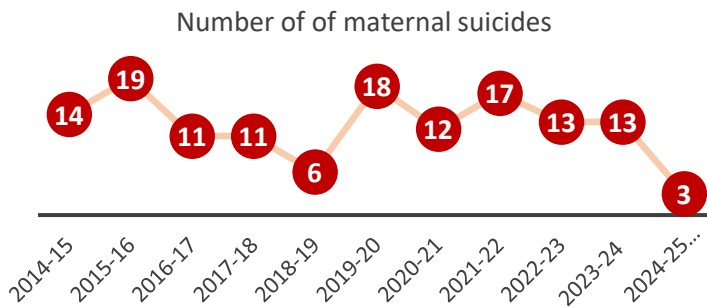
Maternal Deaths reported outside Kerala

Place of Occurrence	No of Deaths
1. Tamil Nadu	3 (ANC of IDK -1, NAC id PKD-1, ANC of KGD-1)
2. Karnataka	1 (ANC of KSD)

- Migrant laborers:** One migrant maternal death was reported from KSD during this period. The death occurred on the way to the hospital.
- Of the 119 maternal deaths last year, 3 were migrant laborers.

Trend in number of Maternal Suicides

Maternal Suicides reported during 2014-15 to 2024-25 (upto Aug)



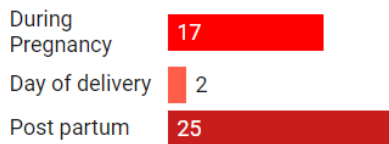
Number of Maternal Suicides 2023-24 Vs 2024 Apt to June

	2023-24	2024-25 upto Aug
IDK	2	0
WYD	2	0
KNR	2	0
TVM	1	0
PTA	1	0
ALP	1	0
KTM	1	0
EKM	1	1
TSR	1	0
MLP	1	0
KSD	1	1
PKD	0	1

- **Three** maternal suicides were reported during this period from the districts of EKM, PKD, and KGD. **Two** occurred during the **antenatal** period, while **one** was in the **postnatal** period

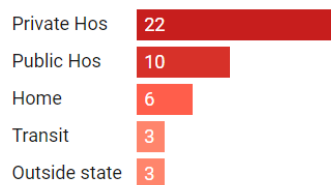
Maternal Deaths by time of Death & Place of Occurrence 2024 – 25 9(Apr to Aug)

Number of Maternal Deaths by Time of Death



38% of total deaths occurred in the **antenatal** period,
5% occurred on **the day of delivery**,
57% occurred in the **postpartum** period (1 to 42 days after delivery)

Number of Maternal Deaths by Place of Occurrence

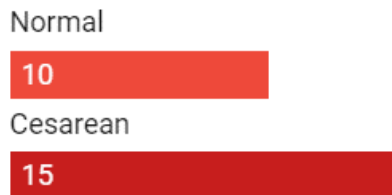


Six maternal deaths at home have been reported so far this year: one due to homicide, two suicides, and three caused by a recent landslide disaster in Wayanad district.

- **7%** maternal deaths happened outside State
- **14%** maternal deaths happened at home
- **7%** happened enroute a health facility
- **23%** at public facility
- **50%** at Private facility
- **7%** were outside state


Maternal Death by Term of Pregnancy & Type of Delivery

Number of Post Delivery Maternal Deaths by Type of Delivery 2024-25 (up to Aug)



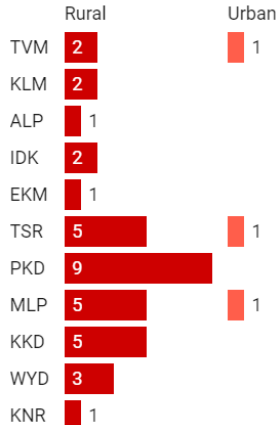
Of the maternal deaths reported during 2024-25, **28** were **post-delivery**. Of these, **15** had a **cesarean** delivery and **10** had a **normal** delivery.

Number of Post Delivery Maternal Deaths by term of pregnancy 2024-25 (up to June)



Of **28** post-delivery maternal deaths, **12** were preterm delivery

Rural Urban Difference in Number of Maternal Deaths Apr to Aug, 2024

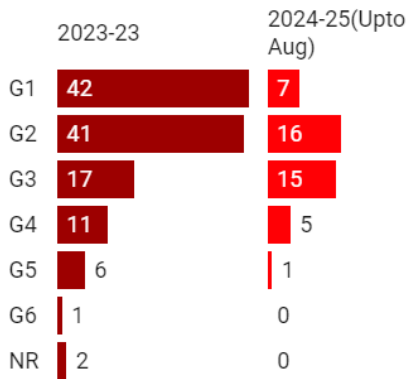


Out of total 44 maternal deaths reported from April to Aug 2024, 3 were from urban areas and 42 from rural areas, based on the usual place of residence of the pregnant women. The area information for one antenatal case from Tamil Nadu is not available


RCH Registration

- Out of the total registered antenatal cases, 21 were registered during the first trimester.
- Out of the three deaths from TVM districts, two pregnant women were not registered in the RCH portal and did not receive services.

Maternal Deaths by number of pregnancies (gravida)2024-25

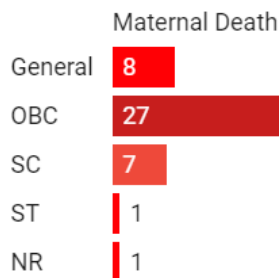


The majority of maternal deaths in the previous year were reported in the gravida 1 & 2 category. But this year majority of deaths happened among the gravida 2 & 3 categories. This year, there has been a shift, with the majority of maternal deaths now occurring in the second and third pregnancy category (G2 & G3).

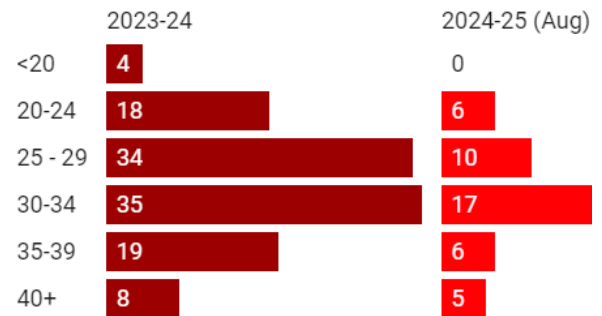


Out of the 12 total G3 maternal deaths reported so far, 5 were pre-term and 7 were full-term.

Maternal Deaths by age group and community 2024-25 up to Aug



Number of Maternal Deaths by Age Group



- In both periods, the age group **30-34 years** has the highest number of maternal deaths